

**Formal Agenda
Missoula City Council Meeting**

**August 19, 2019, 7:00 PM
City Council Chambers
140 W. Pine Street, Missoula , MT**

If anyone attending this meeting needs special assistance, please provide 48 hours advance notice by contacting the City Clerk at 406-552-6079 or cityclerk@ci.missoula.mt.us.

Pages

1. CALL TO ORDER AND ROLL CALL

2. APPROVAL OF THE MINUTES

2.1 Minutes from the August 12, 2019, City Council meeting will be presented at a later date.

3. SCHEDULE OF COMMITTEE MEETINGS

3.1 Committee schedule for the week of August 19, 2019

1

4. PUBLIC COMMENT

(Public comment from citizens on items that are not on the agenda)

5. CONSENT AGENDA

(Items on the consent agenda were approved in City Council committees by a unanimous vote. We save time at Council meetings by voting on these items as a package. The City Clerk will read the list aloud, so citizens watching on MCAT will know what is on the consent agenda. We'll invite community comment on these items before we vote.)

5.1 Claims - August 20, 2019

AF

3

Recommended motion:

Approve claims (accounts payable) totaling \$1,067,958.75 for checks dated August 20, 2019.

5.2 Wastewater Primary Effluent Lift Station
Communications Upgrade

Ross Mollenhauer

PW

244

Recommended motion:

Approve and authorize the Mayor to sign the agreement with Neely Electric to upgrade the Wastewater Facility Primary Effluent Lift Station (PELS) pump control communication system for a sum not to exceed \$43,208.00.

Recommended motion:

Approve and authorize the Mayor to sign a contract with LSA in the amount of \$87,957 for the Missoula Metropolitan Planning Organization (MPO) 2019 Missoula Travel Demand Model Update.

6. COMMENTS FROM CITY STAFF, AGENCIES, BOARDS, COMMISSIONS, AUTHORITIES AND THE COMMUNITY FORUM**6.1 Northside/Westside Neighborhood Council Report - Kari Neal****7. SPECIAL PRESENTATIONS****8. PUBLIC HEARINGS**

(State law and City Council rules set guidelines for inviting community comment in a formal way on certain issues. Following a staff report on each item, the City Council and the Mayor invite community comment. The City Council normally votes on the same night as the public hearing unless one Council member requests that it be returned to a City Council committee for further consideration.)

8.1 Fiscal Year 2020 Executive Budget

Leigh Griffing

BCOW

293

Recommended motion:

(Adopt/Deny) a resolution generally amending current Missoula City Cemetery fees as proposed by Missoula City Cemetery and Missoula City Cemetery Board of Trustees effective January 1, 2020

Recommended motion:

(Adopt/Deny) a resolution of the Missoula City Council increasing fees by 3.25% for the following services effective January 1, 2020:

- review and processing of land use applications pursuant to city adopted regulations pertaining to zoning, subdivision and floodplain services
- business licensing
- police special event fees
- hazardous vegetation removal
- engineering fees and permits related to work and use of City public right-of-way

Effective immediately:

- Add water service line loan administrative fees in Exhibit D.

Recommended motion:

(Adopt/Deny) a resolution of the Missoula City Council increasing fire inspection, plan checking, pyrotechnic display and special event fees increasing fees by 3.25% effective January 1, 2020 as shown in Exhibit E and F.

Recommended motion:

(Adopt/Deny) a resolution of the Missoula City Council increasing the wastewater industrial interceptor variance permit fee set forth in 13.07.410 Missoula Municipal Code (MMC) and the waste hauler permit fee set forth in 13.17.210 MMC by 3.25% beginning in January 1, 2020.

Recommended motion:

(Adopt/Deny) a resolution fixing the annual appropriations and the Capital Improvement Program for the City of Missoula as set forth in the Fiscal Year 2020 Budget and Capital Improvement Program including:

- The Tourism Business Improvement District work plan and budget for Fiscal Year 2020
- The Business Improvement District work plan and budget for Fiscal Year 2020
- The Park District Number 1 work plan and budget for Fiscal Year 2020
- The Road District Number 1 work plan and budget for Fiscal Year 2020

Recommended motion:

(Adopt/Deny) a resolution levying taxes for municipal and administrative purposes for the Fiscal Year 2020.

9. COMMUNICATIONS FROM THE MAYOR

10. GENERAL COMMENTS OF CITY COUNCIL

11. COMMITTEE REPORTS

(Items listed under Committee Reports were not approved unanimously in City Council committees. The chairperson of the standing City Council committee will make a motion reflecting the committee's actions. We invite community comment on each item.)

11.1 Budget Committee of the Whole (BCOW) committee report

11.1.a August 14, 2019 Budget Committee of the Whole report

313

11.2 Land Use and Planning (LUP) committee report

11.2.a The August 14, 2019, Land Use and Planning committee report will be presented at a later date

11.3 Public Works (PW) committee report

11.3.a August 14, 2019 Public Works committee report

319

12. NEW BUSINESS

13. ITEMS TO BE REFERRED

(Items listed here have been proposed by Council members, staff, or the Mayor for consideration in City Council committees. Committee chairs are responsible for scheduling consideration of these items in their respective committee meetings. These items are listed on our agenda for information only. They will not be considered at this meeting. For further information about any item, contact the person listed in italics.)

13.1 Administration and Finance committee referrals

13.1.a	Resolution levying assessments for the Missoula Tourism Business Improvement District for fiscal year 2020	Marty Rehbein	AF	321
13.1.b	Resolution levying assessments for sidewalk and snow removal performed in 2018-2019	Marty Rehbein	AF	331
13.1.c	Resolution levying assessments for the Downtown Business Improvement District for fiscal year 2020	Marty Rehbein	AF	334
13.1.d	Resolution levying assessments for hazardous vegetation removal (weeds) for fiscal year 2020	Marty Rehbein	AF	336
13.2	Budget Committee of the Whole referrals			
13.2.a	Resolution setting method of assessment and levying assessments for Road District t#1 for fiscal year 2020	Marty Rehbein	BCOW	340
13.2.b	Resolution setting method of assessment and levying assessments for Park District #1 for fiscal year 2020	Marty Rehbein	BCOW	342
13.3	Committee of the Whole referrals			
13.4	Parks and Conservation committee referrals			
13.5	Land Use and Planning committee referrals			
13.5.a	Ordinance to Amend Title 20 Related to Townhome Exemption Development (TED)	Benjamin Brewer, Laval Means	LUP	350
13.5.b	Amend the growth policy land use designation from Residential Medium to Neighborhood Mixed Use and rezone from Hellgate Special District to B2-1 Community Business on 57.5 acres of land north of Mullan Road, east of Flynn Lane, and west of Hellgate Meadow	Jenny Baker	LUP	417
13.6	Public Safety and Health committee referrals			
13.6.a	Shriners Hospital Informational Presentation	Gwen Jones, Julie Merritt	PSH	429

13.7 Public Works committee referrals

13.7.a Ordinance repealing Title 10,
Chapter 10.48, Section 10.48.060
Missoula Municipal Code entitled
“Vehicle size and weight
regulations—On 23rd Avenue

Marty Rehbein

PW

430

14. MISCELLANEOUS COMMUNICATIONS, PETITIONS, REPORTS AND ANNOUNCEMENTS

14.1 Administratively approved agreement report

14.1.a There is no report this week.

15. ADJOURNMENT

Missoula City Council

Committee Schedule

Committee meetings are held in the City Council Chambers at
140 West Pine Street Missoula, Montana, unless otherwise noted.

Committee meetings for Wednesday, August 21, 2019

Meeting Type	Start Time	End Time	Location
Parks and Conservation Committee	8:15 AM	8:50 AM	City Council Chambers
Public Safety and Health Committee	8:55 AM	9:30 AM	City Council Chambers
Land Use and Planning Committee	9:35 AM	11:50 AM	City Council Chambers
Administration and Finance Committee	12:20 PM	12:40 PM	City Council Chambers
Budget Committee of the Whole	12:45 PM	12:55 PM	City Council Chambers
Public Works Committee	1:00 PM	1:10 PM	City Council Chambers

August 21, 2019 Discussion Items

Meeting Type	Start Time	End Time		Title	Sponsor
Parks and Conservation Committee	8:15 AM	8:50 AM	1	Appointment to the Energy & Climate Team	Kelly Elam
Public Safety and Health Committee	8:55 AM	9:30 AM	2	Shriners Hospital Informational Presentation	Gwen Jones, Julie Merritt
Land Use and Planning Committee	9:35 AM	11:50 AM	3	Amend the growth policy and rezoning for 57.5 acres of land north of Mullan Road, east of Flynn Lane, and west of Hellgate Meadow	Jenny Baker
			4	Ordinance to Amend Title 20 Related to Townhome Exemption Development (TED)	Benjamin Brewer, Laval Means
Administration and Finance Committee	12:20 PM	12:40 PM	5	Resolution levying assessments for the Missoula Tourism Business Improvement District for fiscal year 2020	Marty Rehbein
			6	Resolution levying assessments for sidewalk and snow removal performed in 2018-2019	Marty Rehbein

Missoula City Council

Committee Schedule

Committee meetings are held in the City Council Chambers at
140 West Pine Street Missoula, Montana, unless otherwise noted.

Budget Committee of the Whole	12:45 PM	12:55 PM	7	Resolution levying assessments for the Downtown Business Improvement District for fiscal year 2020	Marty Rehbein
			8	Resolution levying assessments for hazardous vegetation removal (weeds) for fiscal year 2020	Marty Rehbein
			9	Resolution setting method of assessment and levying assessments for Road District t#1 for fiscal year 2020	Marty Rehbein
Public Works Committee	1:00 PM	1:10 PM	10	Resolution setting method of assessment and levying assessments for Park District #1 for fiscal year 2020	Marty Rehbein
			11	Ordinance repealing Title 10, Chapter 10.48, Section 10.48.060 Missoula Municipal Code entitled Vehicle size and weight regulations on 23rd Avenue	Marty Rehbein

vchlist
08/16/2019 10:14:33AM

Invoice List
CITY OF MISSOULA
August 20, 2019

Page: 1

Bank code : apbank

Date	Vendor	Invoice	PO #	Description/Account	Amount
8/20/2019	04486 2M COMPANY INC	20081550-00		FMRP IRRIGATION 1221.370.460503.220.000	1,903.72
				Total :	1,903.72
8/20/2019	00001 4G PLUMBING & HEATING	88050		INSTALL PEX BYPASS/EMERGENCY 5311.330.430640.230.000 5311.330.430640.360.000	1,138.60 1,620.00
				Total :	2,758.60
8/20/2019	05334 ABATEMENT CONTRACTORS OF MT	19-507		ABATEMENT SERVICE 517 MINNESC 5210.335.430550.360.000	350.00
				Total :	350.00
8/20/2019	00004 ACE	217493091		HARDWARE SUPPLIES 1221.370.460503.220.000	839.44
		217495519		HARDWARE SUPPLIES 2513.370.460484.350.000	300.47
		217497772		HARDWARE SUPPLIES 5711.370.460490.232.000	29.51
		217498309		HARDWARE SUPPLIES 7370.395.430266.230.000	71.96
		217503677		HARDWARE SUPPLIES 1000.250.411050.210.000	117.88
		217504121		HARDWARE SUPPLIES 1221.370.460503.220.000	51.98
		217504196		HARDWARE SUPPLIES 2513.370.460501.220.000	17.27
		217505006		HARDWARE SUPPLIES 2513.370.460501.220.000	174.95
		217507071		TRIMMER LINE 1000.340.430930.220.000	539.91
		217507630		DUCT TAPE AND KEYS 1000.340.430930.220.000	69.55
		217508727		HARDWARE SUPPLIES 2513.370.460484.220.000	45.95

August 20, 2019

Page: 1
Page 3 of 430

Invoice List
CITY OF MISSOULA
August 20, 2019

Bank code : apbank

Date	Vendor	Invoice	PO #	Description/Account	Amount
8/20/2019	00004 ACE	(Continued)			
		217508953		HARDWARE SUPPLIES 1221.370.460503.220.000	72.94
		219293558		HARDWARE SUPPLIES 1000.250.411050.210.000	39.99
		219293650		HARDWARE SUPPLIES 1000.250.411050.210.000	39.99
		219305668		HARDWARE SUPPLIES 2512.320.430241.930.000	0.03
		219305962		HARDWARE SUPPLIES 1000.250.411050.210.000	6.79
		219309838		HARDWARE SUPPLIES 7370.395.430266.230.000	5.99
		219310193		ANTI-GRAFFITI SUPPLIES 2989.290.420143.220.000	219.18
		219310480		HARDWARE SUPPLIES 7370.395.430266.220.000	12.99
		219310609		HARDWARE SUPPLIES 7370.395.430266.230.000	0.23
		219311137		HARDWARE SUPPLIES 7370.395.430266.230.000	41.55
		219311191		HARDWARE SUPPLIES 7370.395.430266.230.000	4.99
		219311199		HARDWARE SUPPLIES 5210.335.430530.220.000	17.28
		219311485		HARDWARE SUPPLIES 7370.395.430266.230.000	1.79
				Total :	2,722.61
8/20/2019	02515 ADVANCED LITHO PRINTING	19-0779		PRINTING SERVICES 5450.334.430210.320.000	145.00
				Total :	145.00
8/20/2019	00011 ALBERTSONS	806903		GROCERY 5711.370.460477.220.000	16.99

Invoice List
CITY OF MISSOULA
August 20, 2019

Bank code : apbank

Date	Vendor	Invoice	PO #	Description/Account	Amount
	00011 ALBERTSONS	(Continued)		Total :	16.99
8/20/2019	01051 ALL AMERICAN TROPHY INC	73580		NAME PLATES 1000.250.411050.210.000	42.50
				Total :	42.50
8/20/2019	00185 ALPHAGRAPHICS MISSOULA	49456		NAME BADGES 5210.335.430510.210.000	39.04
				Total :	39.04
8/20/2019	01573 ANCHOR ELECTRIC INC	12647		POOL VACUUM REPAIR 5711.370.460490.360.000	85.00
				Total :	85.00
8/20/2019	18877 ATWOOD, ALLISON STACY	REFUND		RETURNED CREDENTIALS 7370.000.352004.00	20.00
				Total :	20.00
8/20/2019	16253 AXON ENTERPRISES	SI-1604254		TASER CARTRIDGES X12 1000.290.420150.220.000	456.00
				Total :	456.00
8/20/2019	06533 BAKERY & RESTAURANT FOODS INC	554233		SPLASH CONCESSIONS 5711.370.460477.220.000	246.16
		558346		SPLASH CONCESSIONS 5711.370.460477.220.000	871.03
		558415		SPLASH CONCESSIONS 5711.370.460477.220.000	220.26
		558416		SPLASH CONCESSIONS 5711.370.460477.220.000	1,513.09
		558447		SPLASH CONCESSIONS 5711.370.460477.220.000	473.57
		558793		SPLASH CONCESSIONS 1219.370.460477.220.000	306.70
				Total :	3,630.81
8/20/2019	08442 BATTERY SYSTEMS	4977708		AUXILLARY BATTERY #33	

Invoice List
CITY OF MISSOULA
August 20, 2019

Bank code : apbank

Date	Vendor	Invoice	PO #	Description/Account	Amount
8/20/2019	08442 BATTERY SYSTEMS	(Continued)			
		5021302		1000.290.420150.230.000 AUXILLARY BATTERY #98 1000.290.420150.230.000	161.34 161.34
				Total :	322.68
8/20/2019	18876 BENJAMIN, CARISSA	REFUND		SPLASH CAMP REFUND 1000.202110	130.00
				Total :	130.00
8/20/2019	18869 BENTLEY, SUZANNE & STEPHEN	REFUND		SNOW REMOVAL REFUND 1000.000.343013.00	120.00
				Total :	120.00
8/20/2019	10007 BICYCLE HANGAR	22-865359		SUPPLIES FOR ENTRY RAM 1000.290.420150.220.000	64.00
				Total :	64.00
8/20/2019	00033 BIG BEAR SIGN CO INC	2019-1179		SIGNS 5210.335.430550.220.000	190.00
				Total :	190.00
8/20/2019	04076 BITTERROOT WELDING & HYDRAULIC	20052		ROAD BOX AND CURB BOX KEYS 5210.335.430550.220.000	2,705.50
		20143		REPAIR BANK ST PARKING SIGN 7370.395.430266.360.714	368.00
				Total :	3,073.50
8/20/2019	06145 BLACK JACK PIZZA	2018-350		PARTY PIZZAS 5711.370.460490.220.000	35.00
		2018-364		PARTY PIZZAS 5711.370.460490.220.000	19.00
		2018-463		PIZZA PARTY 5711.370.460490.220.000	19.00
				Total :	73.00
8/20/2019	09988 BLACK KNIGHT SECURITY	6518-2702		PATROL STOPS JULY	

Invoice List
CITY OF MISSOULA
August 20, 2019

Bank code : apbank

Date	Vendor	Invoice	PO #	Description/Account	Amount
8/20/2019	09988 BLACK KNIGHT SECURITY	(Continued)		7370.395.430266.350.702	1,981.00
				Total :	1,981.00
8/20/2019	00040 BLACKFOOT COMMUNICATIONS	11912		PHONE SERVICES	
				2513.370.460471.344.000	9.61
				Total :	9.61
8/20/2019	00043 BOB WARD & SONS	C9165		EXTRA DUTY TENNIS BALLS	
				2513.370.460472.220.000	81.36
				Total :	81.36
8/20/2019	00177 BORDER STATES ELECTRIC SUPPLY	918240404		ELECTRICAL PARTS/SUPPLIES	
				5311.330.430640.220.000	28.50
		918249887		ELECTRICAL PARTS/SUPPLIES	
				5210.335.430535.930.181	516.48
		918250029		ELECTRICAL PARTS/SUPPLIES	
				5210.335.430535.930.181	39.20
		918254723		ELECTRICAL PARTS/SUPPLIES - RE	
				5210.335.430530.230.000	-142.74
				Total :	441.44
8/20/2019	00460 BOYCE LUMBER CO	1908-830091		MR HOMESTEAD SUPPLIES	
				2513.370.460484.220.000	200.05
				Total :	200.05
8/20/2019	18875 BROCO	0065324-IN		ENFORCER BREACHING RAM	
				1000.290.420150.220.000	403.00
				Total :	403.00
8/20/2019	03653 CALUMET MONTANA REFINING CO	90965382		CHIP SEAL OIL	
				2512.320.430241.930.000	17,235.77
		90965383		CHIP SEAL OIL	
				2512.320.430241.930.000	17,267.63
		90975889		CHIP SEAL OIL	
				2512.320.430241.930.000	16,958.06

Invoice List
CITY OF MISSOULA
August 20, 2019

Bank code : apbank

Date	Vendor	Invoice	PO #	Description/Account	Amount
8/20/2019	03653 CALUMET MONTANA REFINING CO	(Continued) 90975890		CHIP SEAL OIL 2512.320.430241.930.000	15,687.92
		90975891		CHIP SEAL OIL 2512.320.430241.930.000	16,252.43
				Total :	83,401.81
8/20/2019	02876 CDA METALS	496948		SUPPLIES FOR ENTRY RAMS 1000.290.420150.220.000	87.25
				Total :	87.25
8/20/2019	01568 CEDAR PRODUCTS	534866		PARKS OPS SUPPLIES 2513.370.460501.220.000	960.75
				Total :	960.75
8/20/2019	01626 CFA SOFTWARE INC	14172		WIN SUPPORT SERVICES 1000.300.420490.360.000	1,795.00
				Total :	1,795.00
8/20/2019	01029 CHAMBER OF COMMERCE	52133		APPAREL FOR C282 LEADERSHIP M 1000.290.420150.220.000	66.99
				Total :	66.99
8/20/2019	11238 CHARTER COMMUNICATIONS	411356406		080419-090319 2989.290.420160.350.000	124.97
				Total :	124.97
8/20/2019	17377 CINTAS	5014344960		FIRST AID SUPPLIES 2513.370.460485.220.000	48.75
				Total :	48.75
8/20/2019	02687 CITY LIFE COMMUNITY CENTER	10385		SEPTEMBER RENT 1217.370.460440.500.000	2,200.00
				Total :	2,200.00
8/20/2019	00312 CITY OF MISSOULA	1875		FIT CITY SWIMS 6050.390.520800.352.000	136.50

Invoice List
CITY OF MISSOULA
August 20, 2019

Bank code : apbank

Date	Vendor	Invoice	PO #	Description/Account	Amount
	00312 CITY OF MISSOULA	(Continued)		Total :	136.50
8/20/2019	00312 CITY OF MISSOULA	REIMBURSEMENT		RACE REIMBURSEMENTS 6050.390.520800.352.000	90.00
				Total :	90.00
8/20/2019	05525 COCA COLA BOTTLING HIGH CNTRY	2982386		SPLASH CONCESSIONS 5711.370.460477.220.000	450.45
		2994940		SPLASH CONCESSIONS 1219.370.460477.220.000	358.45
		3016007		SPLASH CONCESSIONS 5711.370.460477.220.000	165.75
				Total :	974.65
8/20/2019	17182 CODE SOFTWARE	105		UC ANALYTICS ANNUAL RENEWAL 1000.224.410580.360.000	2,428.13
				5210.335.430510.310.000	2,428.12
				Total :	4,856.25
8/20/2019	06215 COPPER STATE BOLT & NUT CO	I03029848		SAFETY GLOVES 2513.370.460485.220.000	321.22
		I03061808		ZIP TIES 2513.370.460501.220.000	26.98
		I03074602		CARBIDE BIT MINI SCREW HEX KEY 1000.340.430930.220.000	72.48
				Total :	420.68
8/20/2019	15994 CORE & MAIN LP	K911706		TAPPING BITS 5210.335.430550.220.000	79.50
		K921586		WARNING TILE FOR CONCRETE 2512.320.430241.930.000	265.57
		K942434		TRAFFIC CONES 5210.335.430550.220.000	937.50
		K949605		CONCRETE DOMES AND CONNECT 2512.320.430241.930.000	613.74

Invoice List
CITY OF MISSOULA
August 20, 2019

Bank code : apbank

Date	Vendor	Invoice	PO #	Description/Account	Amount
8/20/2019	15994 CORE & MAIN LP	(Continued)			
		K961715		IRRIGATION	
				2513.370.460501.220.000	653.13
		K963403		PARTS AND SUPPLIES	
				5210.335.430550.230.000	286.63
		K963900		PARTS AND SUPPLIES	
				5210.335.430550.230.000	983.74
		K971308		METER PIT LIDS	
				5210.335.430550.230.000	4,118.00
		K973993		COUPLING GASKETS	
				5210.335.430550.230.000	107.55
		K979726		REPAIR CLAMPS	
				5210.335.430550.230.000	329.56
		K994589		BATTERIES	
				5210.335.430550.220.000	78.04
				Total :	8,452.96
8/20/2019	06183 CRAWFORD, SHANE	REIMBURSEMENT		DOT PHYSICAL REIMBURSEMENT	
				2512.320.430210.220.000	100.00
				Total :	100.00
8/20/2019	01102 CRESCENT ELECTRIC SUPPLY CO	S506764765.001		TRAIL LIGHT ELECTRICAL	
				2513.370.460501.220.000	110.83
		S506775448.001		ELECTRICAL SUPPLIES	
				2513.370.460501.220.000	22.32
				Total :	133.15
8/20/2019	08987 CTEAWARDS.COM	PREC1011		MAG TAGS	
				2513.370.460432.220.000	18.00
		PREC1012		TREE AND BENCH PLATES	
				1216.370.460439.220.000	40.00
				Total :	58.00
8/20/2019	00058 CULLIGAN WATER	0307160		WATER & SUPPLIES	
				5311.330.430640.530.000	28.00

Invoice List
CITY OF MISSOULA
August 20, 2019

Bank code : apbank

Date	Vendor	Invoice	PO #	Description/Account	Amount
	00058 CULLIGAN WATER	(Continued)		Total :	28.00
8/20/2019	10590 CUSTOMM UPHOLSTERY	10193		UPHOLSTERY REPAIR #23 1000.290.420150.360.000	212.30
				Total :	212.30
8/20/2019	14892 DATABLEZE	A55089		DATA SERVICE BAIT BIKES 070119-0 1000.290.420141.350.000	125.00
				Total :	125.00
8/20/2019	15029 DELL MARKETING LP	10330803955		ACROBAT PRO 1000.224.411060.360.000	345.26
				Total :	345.26
8/20/2019	01231 DEPT OF ADMINISTRATION	073119		COURT DISPO ACCESS 1000.290.420160.310.000	5.10
				Total :	5.10
8/20/2019	00124 DEPT OF REVENUE	080819 KNIFE RIVER		1% GRT FEE KNIFE RIVER RAILROAD 5210.335.430551.930.180	1,796.41
				Total :	1,796.41
8/20/2019	05560 DEPT OF TRANSPORTATION	12055		MIM/IDC 2955.250.430255.500.000	723.32
				Total :	723.32
8/20/2019	05494 DIPPIN DOTS	71773701		SPLASH CONCESSIONS 5711.370.460477.220.000	2,253.80
				Total :	2,253.80
8/20/2019	13552 DIRTY TREASURES	5333		DEAD RACCOON REMOVAL 5450.334.430246.350.000	160.00
				Total :	160.00
8/20/2019	11702 ECI	20190731		MT SENTINEL REMOVE FAILED UPS 5311.330.430619.930.201 5311.330.430630.360.000	427.50 300.00

Invoice List
CITY OF MISSOULA
August 20, 2019

Bank code : apbank

Date	Vendor	Invoice	PO #	Description/Account	Amount
	11702 ECI	(Continued)		Total :	727.50
8/20/2019	00092 ENERGY LABORATORIES, INC.	252783		SWEEPINGS DEBRIS TEST 2512.320.430252.220.000	300.00
				Total :	300.00
8/20/2019	16790 ENNIS FLINT INC	237268		SHARK TEETH AND GLUE 2512.280.430265.230.000	1,543.00
				Total :	1,543.00
8/20/2019	00874 FASTENAL	MTMSL49906		BROOMS AND VESTS 2512.320.430210.220.000	270.84
		MTMSL50074		MISC PARTS AND SUPPLIES 5311.330.430619.930.201	40.21
				Total :	311.05
8/20/2019	04219 FERGUSON ENTERPRISES	6546435		BUBBLER RETAINER AND GASKET K 2513.370.460501.220.000	317.88
				Total :	317.88
8/20/2019	14933 FIELD INSTRUMENTS & CONTROLS	171326		DEPTH AND LEVEL TRANSMITTER 5210.335.430535.930.181	728.33
				Total :	728.33
8/20/2019	00108 FINEST OIL COMPANY	112042		DYED DIESEL 5311.330.430660.231.000	1,304.24
				Total :	1,304.24
8/20/2019	07892 FIRESTONE COMPLETE AUTO CARE	280197		PRIMEWELL TIRES 7370.395.430266.360.716	63.98
				Total :	63.98
8/20/2019	18074 FIVE VALLEYS RESTORATON	8060		MPC REPAIRS 7370.395.430266.360.712	8,468.58
		8061		MPC REPAIRS 7370.395.430266.360.712	1,139.82
				Total :	9,608.40

Invoice List
CITY OF MISSOULA
August 20, 2019

Bank code : apbank

Date	Vendor	Invoice	PO #	Description/Account	Amount
8/20/2019	04183 FLEET SERVICES	CEMETERY		FUEL JULY CEMETERY 1000.340.430930.231.000	1,147.40
		POLICE		FUEL JULY19 1000.290.420110.231.000	456.59
				1000.290.420141.231.000	902.16
				1000.290.420150.231.000	16,062.78
				1000.290.420153.231.000	198.06
				1000.290.420182.231.000	95.75
		STORM WATER		FLEET FUEL PURCHASES JULY 2019 5450.334.430210.231.000	86.32
				5450.334.430246.231.000	537.33
		WASTE WATER		FLEET FUEL PURCHASES JULY 2019 5311.330.430610.231.000	3,264.09
		WATER DEPT		FLEET FUEL CHARGES JULY 2019 5210.335.430520.231.000	4,342.94
				Total :	27,093.42
8/20/2019	06532 FOOD SERVICES OF AMERICA	9562725		SPLASH CONCESSIONS 5711.370.460477.220.000	990.36
				Total :	990.36
8/20/2019	00783 FOREMOST PROMOTIONS	478901		JR FIREFIGHTER STICK ON BADGES 1000.300.420460.220.000	189.45
				Total :	189.45
8/20/2019	18879 GAMBLE, WILLIS	080619		REIMBURSE POLICE REPORT 2019-9 1000.000.342018.00	7.00
				Total :	7.00
8/20/2019	08219 GREAT NORTHERN BAKEHOUSE INC	305585		BREAD FOR SPLASH 5711.370.460477.220.000	36.00
				Total :	36.00
8/20/2019	00215 GRIZZLY FENCE	61434		KEY PAD REPAIR 5311.330.430640.360.000	180.00
				Total :	180.00

Invoice List
CITY OF MISSOULA
August 20, 2019

Bank code : apbank

Date	Vendor	Invoice	PO #	Description/Account	Amount
8/20/2019	18872 GROTH CORPORATION	GP84626		REPLACE PILOT VENTURI AND FLAM 5311.330.430640.230.000	1,674.66
				Total :	1,674.66
8/20/2019	15911 HARRINGTON INDUSTRIAL PLASTICS	02195919		VALVE 5210.335.430535.930.181	508.04
				Total :	508.04
8/20/2019	09923 HEG MONTANA LLC	2019-7a		EQUIPMENT USE POPLAR TREE FAF 5311.330.430640.360.000	1,839.70
		2019-7B		HYBRID POPLAR SERVICE AGREEM 5311.330.430640.360.000	20,178.77
				Total :	22,018.47
8/20/2019	17126 HOLDFAST ENVIRO PEST SOLUTIONS	1295		BIRD CONTROL MPC BUILDING DEP 7370.395.430266.360.714	6,927.50
				Total :	6,927.50
8/20/2019	00123 HOME DEPOT CREDIT SERVICES	2025963		MISC SUPPLIES 1000.340.430930.230.000	47.39
		3010678		PLANT SUPPLIES 5311.330.430640.230.000	128.59
		4025731		SHOP SUPPLIES 5311.330.430640.220.000	54.91
		9010952		TOOLS FOR SERVICE DEPT 5210.335.430550.220.000	177.45
				Total :	408.34
8/20/2019	07866 HONKEN, MARK	REIMBURSEMENT		CDL PHYSICAL REIMBURSEMENT 2513.370.460501.350.000	90.00
				Total :	90.00
8/20/2019	01550 HOTSY OF WESTERN MONTANA	5234		SPLASH REPAIR 5711.370.460491.360.000	694.25
				Total :	694.25
8/20/2019	06531 HOUSE OF CLEAN	M071300		CUSTODIAL SUPPLIES	

vchlist
08/16/2019 10:14:33AM

Invoice List
CITY OF MISSOULA
August 20, 2019

Page: 13

Bank code : apbank

Date	Vendor	Invoice	PO #	Description/Account	Amount
8/20/2019	06531 HOUSE OF CLEAN	(Continued)			
		M071394		7370.395.430266.390.044 CUSTODIAL SUPPLIES	95.28
		M071407		5711.370.460490.232.000 CUSTODIAL SUPPLIES	259.86
				5711.370.460491.232.000	146.65
				Total :	501.79
8/20/2019	00122 HUNTON PRE CAST CONCRETE	51155		MDT SPEC PROJ	
				2512.320.430239.930.000	1,358.00
		51178		SUMP PARTS 5TH AND 6TH PROJ 20	
				2512.320.430241.930.000	282.00
		51186		SUMP PARTS 5TH AND 6TH PROJ 20	
				2512.320.430241.930.000	391.00
		51213		SUMP PARTS 5TH AND 6TH PROJ 20	
				2512.320.430241.930.000	661.00
		51276		SUMP PARTS 5TH AND 6TH PROJ 20	
				2512.320.430241.930.000	574.00
		51361		SUMP RED16 AT MOUNT AND STEPH	
				2512.320.431200.400.000	311.00
		51783		PAXSON SCHOOL SUMPS	
				2512.320.431200.400.000	1,199.00
		51823		SEWER REPAIRS	
				5311.330.430691.930.000	248.00
				Total :	5,024.00
8/20/2019	15023 IDEXX LABORATORIES	3051226556		SAMPLE BOTTLES	
				5210.335.430530.230.000	107.86
				Total :	107.86
8/20/2019	00271 INTERSTATE ALARM CO INC	M5062		SECURITY MONTITORING	
				5210.335.430520.360.000	261.00
				Total :	261.00
8/20/2019	05577 ISTATE TRUCK CENTER	C253133437:01		EXHAUST FLUID	
				5311.330.430630.230.000	67.50

August 20, 2019

Page: 13

Page 15 of 430

vchlist
08/16/2019 10:14:33AM

Invoice List
CITY OF MISSOULA
August 20, 2019

Page: 14

Bank code : apbank

Date	Vendor	Invoice	PO #	Description/Account	Amount
8/20/2019	05577 ISTATE TRUCK CENTER	(Continued) C253133468:01		METAL SEAN AND SCREW UNIT #335 5311.330.430630.230.000	28.20
		C253133472:01		FENDER #189 2512.320.430230.230.000	220.17
				Total :	315.87
8/20/2019	06148 J&D GLASS	24093		GLASS REPLACEMENT #48 1000.290.420150.360.000	219.00
				Total :	219.00
8/20/2019	00296 JOHNSON CONTROLS INC	1-88245092047		SERVICE RTU UNIT 5210.335.430520.360.000	253.40
				Total :	253.40
8/20/2019	15878 KARP, ANN	080819		LOGOS HOURS PHONE AND WEB 7370.395.430266.330.000	245.00
				Total :	245.00
8/20/2019	00299 KNIFE RIVER	18058-5		EXCAVATION WORK LEAK 20190015 5210.335.430550.360.000	3,473.40
		18058-8		TRAFFIC CONTROL 5210.335.430550.360.000	486.45
		623559		POTHOLE PATCHING 2512.320.430230.400.000	189.59
		627024		GRAVEL 5210.335.430551.930.192	1,554.80
		627025		GRAVEL 5210.335.430551.930.192	11,540.47
		629114		POTHOLE PATCHING 2512.320.430230.400.000	151.97
		629354		POTHOLE PATCHING 2512.320.430230.400.000	147.02
		PAY REQUEST 3		RAILROAD ST MAIN REPL 5210.335.430551.930.180	177,844.32

August 20, 2019

Page: 14

Page 16 of 430

Invoice List
CITY OF MISSOULA
August 20, 2019

Bank code : apbank

Date	Vendor	Invoice	PO #	Description/Account	Amount
	00299 KNIFE RIVER	(Continued)		Total :	195,388.02
8/20/2019	01793 LAMAR	237-3267335		BILLBOARD RENTALS 5311.330.430660.330.000	4,820.00
				Total :	4,820.00
8/20/2019	18809 LAWN WORKS & LAND	2048		FIELD MOWING 1000.250.411050.350.000	297.50
				Total :	297.50
8/20/2019	00367 MACON SUPPLY	884537		EXTRA NOZZLE FOR HY/RE 2513.370.460484.220.000	22.50
		884948		SIKAFLEX 10 AND 20 OZ 1000.340.430930.220.000	80.00
				Total :	102.50
8/20/2019	00368 MCGOWAN WATER CONDITIONING INC	124800		BOTTLED WATER 2394.310.420500.210.000	34.13
				1000.250.411010.210.000	34.12
				Total :	68.25
8/20/2019	00376 MIDLAND IMPLEMENT CO	017525001		SUPPLIES 2513.370.460439.220.000	33.54
		017935001		RADIATOR 1000.340.430930.230.000	648.42
		018871001		IRRIGATION SUPPLIES 2513.370.460501.220.000	176.62
		018875001		PUMPS AND SENSORS STEP SYSTE 5311.330.430630.230.000	4,617.70
		019810001		IRRIGATION SUPPLIES 2513.370.460501.220.000	66.26
		019865001		IRRIGATION SUPPLIES 2513.370.460501.220.000	71.06
		020144001		IRRIGATION SUPPLIES 2513.370.460501.220.000	95.67

Invoice List
CITY OF MISSOULA
August 20, 2019

Bank code : apbank

Date	Vendor	Invoice	PO #	Description/Account	Amount
8/20/2019	00376 MIDLAND IMPLEMENT CO	(Continued) 020952001		VANDALISM SUPPLIES 2513.370.460501.220.000	359.20
		021217001		VANDALISM SUPPLIES 2513.370.460501.220.000	844.92
		023498001		PUMP PRICING ERROR 5311.330.430630.230.000	-4,617.70
		023506001		PUMP AND SENSORS STEP SYSTEM 5311.330.430630.230.000	3,996.10
				Total :	6,291.79
8/20/2019	00843 MISSOULA COUNTY PUBLIC SCHOOLS	1372		GROUND RODENT MANAGEMENT 2513.370.460501.350.000	700.00
				Total :	700.00
8/20/2019	03643 MISSOULA ELECTRIC COOP INC	349374		ELECTRIC 2512.280.430263.341.000	39.00
				Total :	39.00
8/20/2019	00393 MISSOULA MOTOR PARTS CO	166771		AUTO PARTS SUPPLIES 2513.370.460501.235.000	372.71
		166786		AUTO PARTS SUPPLIES 2513.370.460501.235.000	42.95
		166949		AUTO PARTS SUPPLIES 2513.370.460501.235.000	40.73
		167219		AUTO PARTS SUPPLIES 2513.370.460501.235.000	67.66
		169085		AUTO PARTS SUPPLIES 5210.335.430520.230.000	-9.60
		169529		AUTO PARTS SUPPLIES 2512.320.430230.230.000	10.42
		170005		AUTO PARTS SUPPLIES 7370.395.430266.360.716	6.77
		170073		AUTO PARTS SUPPLIES 2513.370.460501.235.000	267.00

Invoice List
CITY OF MISSOULA
August 20, 2019

Bank code : apbank

Date	Vendor	Invoice	PO #	Description/Account	Amount
8/20/2019	00393 MISSOULA MOTOR PARTS CO	(Continued)			
		170453		AUTO PARTS SUPPLIES 5311.330.430660.230.000	39.74
		170495		OIL + AIR FILTER #24 1000.290.420150.230.000	14.81
		170724		AUTO PARTS SUPPLIES 2513.370.460501.235.000	11.26
		170777		AUTO PARTS SUPPLIES 2513.370.460501.235.000	-26.02
		170922		AUTO PARTS SUPPLIES 2513.370.460501.235.000	9.76
		172249		AUTO PARTS SUPPLIES 1000.300.420460.230.000	59.99
				Total :	908.18
8/20/2019	00402 MISSOULA TEXTILE SERVICES	1193225		TEXTILE SERVICES 5210.335.430520.360.000	59.36
		1194621		TEXTILE SERVICES 2513.370.460484.350.000	74.20
		1199206		TEXTILE SERVICES 2513.370.460484.350.000	74.20
		1200296		TEXTILE SERVICES 5210.335.430520.360.000	23.43
		1200334		TEXTILE SERVICES 5210.335.430520.360.000	359.28
		1200508		TEXTILE SERVICES 5711.370.460477.220.000	35.62
				1219.370.460477.220.000	35.61
		1200911		CLEANING AND FREIGHT 1000.340.430930.350.000	48.14
				1000.340.430910.310.000	2.89
		1202292		TEXTILE SERVICES 5311.330.430660.350.000	131.12
		1202294		TEXTILE SERVICES 5311.330.430640.350.000	103.18

Invoice List
CITY OF MISSOULA
August 20, 2019

Bank code : apbank

Date	Vendor	Invoice	PO #	Description/Account	Amount
8/20/2019	00402 MISSOULA TEXTILE SERVICES	(Continued)			
		1202295		TEXTILE SERVICES	
				5311.330.430630.350.000	55.07
		S1200789		TEXTILE SERVICES	
				5210.335.430520.360.000	267.08
		S1201795		TEXTILE SERVICES	
				5210.335.430520.360.000	12.14
		S1202026		TEXTILE SERVICES	
				7370.395.430266.390.044	30.48
				Total :	1,311.80
8/20/2019	00423 MISSOULA WATER	061438		UTILITIES	
				2513.370.460434.343.000	566.68
		062579		UTILITIES	
				2513.370.460434.343.000	59.91
		062734		UTILITIES	
				2513.370.460501.343.000	505.38
		063240		UTILITIES	
				2513.370.460501.343.000	239.92
		063384		UTILITIES	
				2513.370.460501.343.000	58.63
		063687		UTILITIES	
				2513.370.460501.343.000	1,514.90
		064429		UTILITIES	
				2513.370.460501.343.000	351.03
		064777		UTILITIES	
				2513.370.460501.343.000	36.92
		065219		UTILITIES	
				2513.370.460501.343.000	247.64
		066982		UTILITIES	
				2513.370.460501.343.000	105.88
		067037		UTILITIES	
				2513.370.460501.343.000	18.18
		067046		UTILITIES	
				2513.370.460501.343.000	65.23

Invoice List
CITY OF MISSOULA
August 20, 2019

Bank code : apbank

Date	Vendor	Invoice	PO #	Description/Account	Amount
8/20/2019	00423 MISSOULA WATER	(Continued)			
		067111		UTILITIES 2513.370.460501.343.000	111.63
		067274		UTILITIES 2513.370.460501.343.000	82.89
		068134		UTILITIES 2513.370.460501.343.000	107.80
		068325		UTILITIES 2513.370.460501.343.000	488.14
		068364		UTILITIES 2513.370.460501.341.000	257.16
		068871		UTILITIES 2513.370.460501.341.000	23.92
		069262		UTILITIES 2513.370.460501.341.000	38.84
		069841		UTILITIES 2513.370.460501.341.000	96.30
		069857		UTILITIES 2513.370.460501.343.000	209.27
		078304		UTILITIES 2513.370.460501.343.000	172.93
		078306		UTILITIES 2513.370.460501.343.000	92.47
		078309		UTILITIES 2513.370.460501.343.000	188.25
		078310		UTILITIES 2513.370.460501.343.000	780.61
		078311		UTILITIES 2513.370.460434.343.000	86.73
		078312		UTILITIES 2513.370.460501.343.000	1,905.68
		078314		UTILITIES 2513.370.460501.343.000	102.05
		078316		UTILITIES 2513.370.460501.343.000	1,815.65

Invoice List
CITY OF MISSOULA
August 20, 2019

Bank code : apbank

Date	Vendor	Invoice	PO #	Description/Account	Amount
8/20/2019	00423 MISSOULA WATER	(Continued)			
		078317		UTILITIES 2513.370.460501.343.000	689.28
		078318		UTILITIES 2513.370.460501.343.000	580.90
		078319		UTILITIES 2513.370.460501.343.000	894.24
		078320		UTILITIES 2513.370.460501.343.000	1,428.09
		078321		UTILITIES 2513.370.460501.343.000	2,173.87
		078323		UTILITIES 2513.370.460501.343.000	340.64
		078324		UTILITIES 2513.370.460501.343.000	777.39
		078325		UTILITIES 2513.370.460501.343.000	1,827.14
		078328		UTILITIES 2513.370.460501.343.000	335.75
		078329		UTILITIES 2513.370.460501.343.000	169.10
		078395		UTILITIES 2513.370.460501.343.000	1,375.06
		078598		UTILITIES 2513.370.460501.343.000	815.71
		079982		UTILITIES 2513.370.460501.343.000	479.37
		080323		UTILITIES 2513.370.460501.343.000	20.09
		080324		UTILITIES 2513.370.460501.343.000	75.23
		080341		UTILITIES 2513.370.460501.343.000	329.96
		080349		UTILITIES 2513.370.460501.343.000	335.70

Invoice List
CITY OF MISSOULA
August 20, 2019

Bank code : apbank

Date	Vendor	Invoice	PO #	Description/Account	Amount
8/20/2019	00423 MISSOULA WATER	(Continued)			
		080352		UTILITIES 2513.370.460501.343.000	262.91
		080355		UTILITIES 2513.370.460501.343.000	77.56
		080360		UTILITIES 2513.370.460501.343.000	299.36
		080361		UTILITIES 2513.370.460501.343.000	96.30
		080948		UTILITES 1000.300.420420.343.000	152.33
		081095		UTILITIES 2513.370.460434.343.000	59.54
		081099		UTILITIES 2513.370.460434.343.000	322.34
		081107		WATER SERVICE 5311.330.430640.343.000	183.53
		081364		UTILITIES 2513.370.460501.343.000	846.35
		081462		UTILITIES 2513.370.460501.343.000	1,093.47
		081646		UTILITIES 2513.370.460501.343.000	318.92
		083820		WATER SERVICE 5311.330.430630.343.000	284.51
		083825		UTILITES 2512.320.430210.343.000	1,769.10
		095420		UTILITIES 2513.370.460434.343.000	44.58
		095425		UTILITIES 2513.370.460434.343.000	80.98
		095430		UTILITIES 2513.370.460434.343.000	57.99
		095435		UTILITIES 2513.370.460434.343.000	59.91

Invoice List
CITY OF MISSOULA
August 20, 2019

Bank code : apbank

Date	Vendor	Invoice	PO #	Description/Account	Amount
8/20/2019	00423 MISSOULA WATER	(Continued)			
		100840		UTILITES 5711.370.460491.343.000	1,905.73
		101270		UTILITIES 2513.370.460434.343.000	2,863.48
		101760		UTILITES 5711.370.460490.343.000	853.73
		101935		UTILITIES 2513.370.460501.343.000	2,947.77
		103285		UTILITIES 2513.370.460501.343.000	374.01
		109800		WATER SERVICE 5311.330.430640.343.000	88.37
		117630		UTILITIES 2513.370.460501.341.000	3,493.71
		117735		UTILITES 1000.300.420420.343.000	305.05
		124590		UTILITIES 2513.370.460434.343.000	107.80
		128340		UTILITIES 2513.370.460434.343.000	23.14
		131165		UTILITIES 2513.370.460501.343.000	230.40
		131175		UTILITIES 2513.370.460501.343.000	248.69
		131180		UTILITIES 2513.370.460501.343.000	159.52
		131185		UTILITIES 2513.370.460501.343.000	107.80
		131190		UTILITIES 2513.370.460501.343.000	111.63
		131195		UTILITIES 2513.370.460501.343.000	230.71
		151405		UTILITIES 2513.370.460434.343.000	94.39

Invoice List
CITY OF MISSOULA
August 20, 2019

Bank code : apbank

Date	Vendor	Invoice	PO #	Description/Account	Amount
8/20/2019	00423 MISSOULA WATER	(Continued) 156145		UTILITIES 2513.370.460501.343.000	1,714.12
				Total :	44,847.87
8/20/2019	00407 MISSOULIAN	124-60003662		JULY ADVERTISING 2513.370.460432.350.000	253.20
		124-60005511		JULY ADVERTISING 1000.300.420440.330.000	269.00
		124-60061636		JULY ADVERTISING 1000.250.411050.330.000	66.00
				2250.250.411030.330.000	22.00
				Total :	610.20
8/20/2019	18870 MITCHELL, THOMAS & CHERYL	REFUND		SNOW REMOVAL REFUND 1000.000.341013.00	150.00
				Total :	150.00
8/20/2019	00415 MLEA	754		MHPAT COACH TUITION/LODGE/ME/ 1000.290.420130.370.000	181.80
		755		MHPAT COACH TUITION/LODGE/ME/ 1000.290.420130.370.000	181.80
				Total :	363.60
8/20/2019	13149 MOMS RENTALS	116795-1		ADA RAMP UPGRADES 2512.320.430241.930.000	304.75
				Total :	304.75
8/20/2019	00410 MONTANA BOLT INC	308334		METER BOLTS 5210.335.430550.230.000	140.00
		308338		BOLTS BUSHINGS AND NUTS 5311.330.430630.230.000	30.76
				Total :	170.76
8/20/2019	10612 MONTANA BROOM & BRUSH	1374780		JANITORIAL SUPPLIES 5311.330.430660.210.000	107.92

vchlist
08/16/2019 10:14:33AM

Invoice List
CITY OF MISSOULA
August 20, 2019

Page: 24

Bank code : apbank

Date	Vendor	Invoice	PO #	Description/Account	Amount
8/20/2019	10612 MONTANA BROOM & BRUSH	(Continued) 1374781		JANITORIAL SUPPLIES 5311.330.430640.220.000	422.27
				Total :	530.19
8/20/2019	00413 MONTANA GLASS	123055		VANDALISM REPAIRS 2513.370.460501.220.000	240.00
				Total :	240.00
8/20/2019	06290 MONTANA INTERACTIVE	2290662		BACKGROUND CHECK 1000.250.411050.350.000	480.00
		2339658		DRIVING RECORDS 2513.370.460410.350.000	58.96
				5711.370.460490.350.000	7.37
				Total :	546.33
8/20/2019	02845 MONTANA LOCK & SECURITY INC	28706		PADLOCKS AND KEYS 1000.340.430930.220.000	121.60
		28711		PADLOCKS AND KEYS 1000.340.430930.220.000	137.40
				Total :	259.00
8/20/2019	17000 MONTANA PHONE	894		MAYOR'S OFFICE CABLING 4011.390.411302.940.000	602.00
				Total :	602.00
8/20/2019	12713 MONTANA PRIVATE RESERVE	112942		BOTTLED WATER 1000.300.420460.220.000	356.40
				Total :	356.40
8/20/2019	00419 MONTANA TOOL COMPANY	00057354		CUTTING BLADES 1000.340.430930.220.000	132.54
				Total :	132.54
8/20/2019	01664 MOSS & BARNETT	713161		CHARTER FRANCHISE RENEWAL #4 2389.390.411810.350.000	2,943.00

August 20, 2019

Page: 24

Page 26 of 430

Invoice List
CITY OF MISSOULA
August 20, 2019

Bank code : apbank

Date	Vendor	Invoice	PO #	Description/Account	Amount
	01664 MOSS & BARNETT	(Continued)		Total :	2,943.00
8/20/2019	00422 MOUNTAIN SUPPLY COMPANY	9096065		PLUMBING/IRRIGATING SUPPLIES 2513.370.460501.220.000	28.53
		9097210		PLUMBING/IRRIGATING SUPPLIES 5311.330.430630.230.000	14.05
		9097786		PLUMBING/IRRIGATING SUPPLIES 2513.370.460501.220.000	68.84
		9098017		PLUMBING/IRRIGATING SUPPLIES 2513.370.460501.220.000	46.07
		9098026		PLUMBING/IRRIGATING SUPPLIES 5210.335.430530.230.000	95.08
		9098987		PLUMBING/IRRIGATING SUPPLIES 2513.370.460484.220.000	30.34
		9099254		PLUMBING/IRRIGATING SUPPLIES 5311.330.430640.230.000	54.80
				Total :	337.71
8/20/2019	10124 MOUNTAIN WEST CO OP BULK EAST	SG3110		DYED DIESEL 1000.300.420460.231.000	1,575.65
		SG3150		DYED DIESEL 1000.300.420460.231.000	731.70
				Total :	2,307.35
8/20/2019	09274 MOUNTAIN WEST COOPERATIVE	219025		FIRE FUEL 1000.300.420460.231.000	1,821.07
				Total :	1,821.07
8/20/2019	10125 MURDOCHS	19664/5		LOCKS PAD AND STRAPS 2513.370.460501.220.000	157.70
		19673/5		GALLON BAR AND CHAIN OIL 2513.370.460501.220.000	83.92
		19683/5		CREDIT RETURN ITEM 2513.370.460501.220.000	-24.50
		19685/5		SUPPLY BOX 5210.335.430530.220.000	79.98

Invoice List
CITY OF MISSOULA
August 20, 2019

Bank code : apbank

Date	Vendor	Invoice	PO #	Description/Account	Amount
8/20/2019	10125 MURDOCHS	(Continued)			
		19742/5		OIL	
				5210.335.430550.220.000	19.99
		19759/5		SHOP SUPPLIES	
				5311.330.430640.230.000	17.28
				Total :	334.37
8/20/2019	09431 NATURES BEST INC	13160		SITE MAINTENANCE	
				5311.330.430640.360.000	1,969.00
				Total :	1,969.00
8/20/2019	00832 NEELY ELECTRIC INC	INV-404		ELECTRICAL SERVICE	
				5311.330.430630.230.000	25.20
				5311.330.430630.360.000	210.00
		INV-405		ELECTRICAL SERVICE	
				5311.330.430640.230.000	28.68
				5311.330.430640.360.000	168.00
		INV-407		ELECTRICAL WORK	
				5311.330.430630.360.000	252.00
		INV-409		ELECTRICAL SERVICE	
				5311.330.430640.230.000	28.20
				5311.330.430640.360.000	168.00
		INV-411		ELECTRICAL WORK	
				5311.330.430630.230.000	200.01
				5311.330.430630.360.000	420.00
				Total :	1,500.09
8/20/2019	13254 NELSON, LILLIAN	204		VAN BUREN MURAL	
				2365.220.460457.350.000	1,000.00
				Total :	1,000.00
8/20/2019	00436 NORCO	207058751		CYLINDER RENT JULY19	
				1000.300.420460.360.000	21.08
		26851103		GLOVES AND SAFETY GLASSES	
				1000.300.420460.220.000	152.80

Invoice List
CITY OF MISSOULA
August 20, 2019

Bank code : apbank

Date	Vendor	Invoice	PO #	Description/Account	Amount
8/20/2019	00436 NORCO	(Continued) 26977572		CARBON DIOXIDE 5711.370.460490.230.000	219.79
		26978847		CARBON DIOXIDE 5711.370.460490.230.000	280.59
		27058678		CYLINDER RENT JULY 2019 1221.370.460503.220.000	95.54
		27091902		POOL WATER SANITATION 5711.370.460490.230.000	267.86
				Total :	1,037.66
8/20/2019	14090 NORLIFT MATERIAL HANDLING	50073905		MANUALS ON USB DRIVE 5311.330.430660.230.000	61.00
				Total :	61.00
8/20/2019	18874 NORTH DAKOTA MOTOR VEHICLE DEP	080719		DRIVING RECORD REQUEST 1000.270.411125.350.000	3.00
				Total :	3.00
8/20/2019	00439 NORTHERN ENERGY	652567354		PROPANE 5311.330.430640.220.000	23.24
				Total :	23.24
8/20/2019	00477 NORTHWEST INDUSTRIAL SUPPLY CO	2527559		MISC FITTING 5311.330.430640.230.000	36.32
				Total :	36.32
8/20/2019	02451 NORTHWEST PARTS & EQUIPMENT	M147880		MISC SUPPLIES AND PARTS 5311.330.430660.230.000	32.60
				Total :	32.60
8/20/2019	00725 NORTHWESTERN ENERGY	04097747		UTILITIES 2513.370.460501.341.000	3,128.19
				2513.370.460434.341.000	459.61
		04212791		UTILITIES 1000.300.420420.341.000	5,271.06

Invoice List
CITY OF MISSOULA
August 20, 2019

Bank code : apbank

Date	Vendor	Invoice	PO #	Description/Account	Amount
8/20/2019	00725 NORTHWESTERN ENERGY	(Continued)			
		0485788-4		UTILITIES 2513.370.460501.341.000	226.02
		0722466-0		UTILITIES 2513.370.460501.341.000	6.10
		0722485-0		UTILITIES 2513.370.460501.341.000	37.92
		0722495-9		UTILITIES 2513.370.460501.341.000	441.20
		0722535-2		UTILITIES 2513.370.460501.341.000	22.07
		0722538-6		UTILITIES 2513.370.460501.341.000	9.28
		0722543-6		UTILITIES 2513.370.460501.341.000	52.93
		0722557-6		UTILITIES 2513.370.460501.341.000	6.61
		0722856-2		UTILITIES 2513.370.460501.341.000	60.55
		0722869-5		UTILITIES 2513.370.460501.341.000	6.22
		0722988-3		UTILITIES 2513.370.460501.341.000	6.10
		0723020-4		UTILITIES 2513.370.460501.341.000	6.60
		0865167-1		UTILITIES 2513.370.460501.341.000	6.73
		0975952-3		UTILITIES 2513.370.460434.341.000	6.99
		1147292-5		UTILITIES 2513.370.460501.341.000	6.87
		1388904-3		UTILITIES 2513.370.460434.341.000	6.72
		1476982-2		UTILITIES 2513.370.460501.341.000	7.10

Invoice List
CITY OF MISSOULA
August 20, 2019

Bank code : apbank

Date	Vendor	Invoice	PO #	Description/Account	Amount
8/20/2019	00725 NORTHWESTERN ENERGY	(Continued)			
		1519523-3		UTILITIES 2513.370.460501.341.000	251.15
		1539063-6		UTILITIES 1221.370.460503.341.000	17.24
		1547090-9		UTILITIES 2513.370.460501.341.000	298.53
		1616182-0		UTILITIES 2512.280.430270.341.000	146.29
		1683756-9		UTILITIES 2513.370.460501.341.000	51.56
		1762220-0		UTILITIES 2513.370.460501.341.000	0.35
		1850321-9		UTILITIES 2512.280.430263.341.000	33.94
		1889907-0		UTILITIES 2513.370.460501.341.000	6.22
		1892978-6		UTILITIES 2512.280.430263.341.000	17.89
		1913697-7		UTILITIES 2512.280.430263.341.000	62.77
		1932861-6		431 N HIGGINS STREE LIGHTING 2512.280.430263.341.000	19.62
				2400.280.430263.341.000	176.62
		1957211-4		UTILITIES 2513.370.460501.341.000	410.22
		2001923-8		UTILITIES 2513.370.460434.341.000	6.60
		2010996-3		UTILITIES 2512.280.430263.341.000	9.54
		2027530-1		UTILITIES 2513.370.460501.341.000	16.82
		2049178-3		UTILITIES 2513.370.460501.341.000	27.65

Invoice List
CITY OF MISSOULA
August 20, 2019

Bank code : apbank

Date	Vendor	Invoice	PO #	Description/Account	Amount
8/20/2019	00725 NORTHWESTERN ENERGY	(Continued)			
		2049180-9		UTILITIES 2513.370.460501.341.000	7.62
		2061461-6		UTILITIES 2512.280.430263.341.000	38.31
		2061469-9		UTILITIES 2512.280.430263.341.000	22.02
		2072268-2		UTILITIES 2513.370.460434.341.000	2.42
		2092564-0		UTILITIES 2513.370.460501.341.000	31.98
		2092567-3		UTILITIES 2513.370.460501.341.000	37.67
		2101277-8		UTILITIES 2513.370.460434.341.000	51.49
		2103802-1		UTILITIES 2513.370.460434.341.000	72.53
		2177816-2		UTILITIES 2513.370.460501.341.000	6.10
		3008620-1		1038 TOOLE AVE LT 2512.280.430263.341.000	5.69
				2400.280.430263.341.000	51.25
		3133462-6		UTILITIES 2512.280.430263.341.000	9.53
		3153049-6		1175 CEDAR ST 2512.280.430263.341.000	4.58
				2400.280.430263.341.000	41.21
		3182068-1		UTILITIES 2513.370.460501.341.000	56.79
		3228952-2		UTILITIES 2512.280.430263.341.000	35.21
		3351863-0		UTILITIES 2512.280.430263.341.000	41.82
		3351864-8		UTILITIES 2512.280.430263.341.000	41.82

Invoice List
CITY OF MISSOULA
August 20, 2019

Bank code : apbank

Date	Vendor	Invoice	PO #	Description/Account	Amount
8/20/2019	00725 NORTHWESTERN ENERGY	(Continued)			
		3361792-9		UTILITIES 2512.280.430263.341.000	187.29
		3361793-7		UTILITIES 2512.280.430263.341.000	198.21
		3373828-7		UTILITIES 2512.280.430263.341.000	6.10
		3391867-3		INT OF BRDWAY HIGGINS TRFC SIG 2512.280.430263.341.000	8.14
				2400.280.430263.341.000	73.24
		3443822-6		UTILITIES 2512.280.430263.341.000	91.28
		3465832-8		UTILITIES 2512.280.430263.341.000	27.64
		3512669-7		UTILITIES 2512.280.430263.341.000	17.89
		3565669-3		UTILITIES 2513.370.460501.341.000	79.49
		3582995-1		UTILITIES 2513.370.460501.341.000	49.76
		3628910-6		UTILITIES 2512.280.430263.341.000	42.36
		3629565-7		321 W BROADWAY ST LT SID 18 2512.280.430263.341.000	4.17
				2400.280.430263.341.000	37.56
				Total :	12,709.05
8/20/2019	15760 NORTHWESTERN POWER EQUIPMENT	190268KP		PURCHASE DIAPHRAGM PUMPS 5311.330.430640.230.000	2,059.55
				Total :	2,059.55
8/20/2019	00487 OFFICE CITY	934406-0		OFFICE SUPPLIES 1000.250.411050.210.000	1,035.00
		934523-2		OFFICE SUPPLIES 1219.370.460441.220.000	21.41

Invoice List
CITY OF MISSOULA
August 20, 2019

Bank code : apbank

Date	Vendor	Invoice	PO #	Description/Account	Amount
8/20/2019	00487 OFFICE CITY	(Continued)			
		934714-0		OFFICE SUPPLIES 5210.335.430510.210.000	57.10
		934747-0		OFFICE SUPPLIES 1000.250.411010.210.000	12.65
		934881-1		OFFICE SUPPLIES 1000.240.410510.210.000	26.11
		935027-0		OFFICE SUPPLIES 1000.250.411010.210.000	25.30
		935027-1		OFFICE SUPPLIES 1000.250.411010.210.000	11.39
		935029-1		OFFICE SUPPLIES 1000.250.411050.210.000	32.81
		935070-0		OFFICE SUPPLIES 5210.335.430510.210.000	49.98
		935070-1		OFFICE SUPPLIES 5210.335.430510.210.000	14.66
		935089-1		OFFICE SUPPLIES 5210.335.430510.360.000	219.00
		935156-0		OFFICE SUPPLIES 5210.335.430510.360.000	329.00
		935163-1		OFFICE SUPPLIES 1000.240.410510.210.000	39.47
		935542-1		OFFICE SUPPLIES 5450.334.430210.210.000	45.97
		935608-0		OFFICE SUPPLIES 5450.334.430210.210.000	11.53
		935608-1		OFFICE SUPPLIES 5450.334.430210.210.000	20.74
		935633-0		OFFICE SUPPLIES 1000.300.420410.210.000	15.26
		935676-0		OFFICE SUPPLIES 7370.395.430266.210.000	15.26
		935773-0		OFFICE SUPPLIES 5210.335.430510.210.000	16.75

Invoice List
CITY OF MISSOULA
August 20, 2019

Bank code : apbank

Date	Vendor	Invoice	PO #	Description/Account	Amount
	00487 OFFICE CITY	(Continued)		Total :	1,999.39
8/20/2019	00488 OFFICE SOLUTIONS AND SERVICES	INV73412		OFFICE SUPPLIES 1219.370.460441.320.000	84.16
		INV73677		OFFICE SUPPLIES 5210.335.430510.210.000	27.73
		INV73905		OFFICE SUPPLIES 1000.300.420420.360.000	172.69
				Total :	284.58
8/20/2019	00495 OPPORTUNITY RESOURCES INC	66080		MAM JANITORIAL SERV JUNE 2019 1000.246.460452.700.000	2,484.61
				Total :	2,484.61
8/20/2019	00496 ORANGE STREET FOOD FARM	01-1066255		CAMP SUPPLIES 2513.370.460470.220.000	60.29
		03-1044332		CAMP SUPPLIES 2513.370.460470.220.000	8.78
				Total :	69.07
8/20/2019	10623 ORBITAL SHIFT	000760		OS SUBSCRIPTIONS 1219.370.460441.330.000	84.43
				Total :	84.43
8/20/2019	00506 PACIFIC STEEL & RECYCLING	6926851		ALUMINUM SHEET 5311.330.430640.230.000	164.50
				Total :	164.50
8/20/2019	15697 PARCEL DELIVERY QUICK	24454		WEEKLY MAIL AND POSTAGE 5210.335.430510.350.000	202.21
				Total :	202.21
8/20/2019	00523 PARTY AMERICA	49		CAMP SUPPLIES 2513.370.460470.220.000	57.77
				Total :	57.77
8/20/2019	00038 PAUL BERTLIN	683 COLLECTION		MT SENTINEL SCADA SET UP AND T	

Invoice List
CITY OF MISSOULA
August 20, 2019

Bank code : apbank

Date	Vendor	Invoice	PO #	Description/Account	Amount
8/20/2019	00038 PAUL BERTLIN	(Continued)		5311.330.430630.360.000	1,281.25
				5311.330.430619.930.201	1,031.25
		683 PLANT		SCADE SYSTEM TRAINING	
				5311.330.430640.360.000	937.50
				Total :	3,250.00
8/20/2019	13038 PERKINS COIE	6044137		CONDEMNATION LITIGATION	
				5210.335.430590.350.000	54.00
				Total :	54.00
8/20/2019	15903 PETERSEN, JEREMIAH	081319		PE/PI	
				2989.290.420186.220.032	10,000.00
				Total :	10,000.00
8/20/2019	18878 PHIPPS, JUDY	REFUND		TICKET OVERPAYMENT	
				7370.000.343018.54	4.00
				Total :	4.00
8/20/2019	00515 PIONEER MANUFACTURING COMPANY	INV726871		ATHLETIC SUPPLIES	
				2513.370.460503.220.000	4,417.62
		INV728003		ALTHETIC SUPPLIES	
				2513.370.460503.220.000	4,830.00
				Total :	9,247.62
8/20/2019	04962 PLATT	V724482		ELECTRICAL PARTS/SUPPLIES	
				5311.330.430619.930.201	262.57
				Total :	262.57
8/20/2019	03009 POTEET CONSTRUCTION	3259		TRAFFIC CONTROL BROOKS MEDIA	
				2513.370.460484.350.000	1,200.00
				Total :	1,200.00
8/20/2019	12506 PROVIDENCE HEALTH & SERVICES	200023270145		NEW OFFICER HIRE EXAM C109	
				1000.290.420110.350.000	481.00
				Total :	481.00

Invoice List
CITY OF MISSOULA
August 20, 2019

Bank code : apbank

Date	Vendor	Invoice	PO #	Description/Account	Amount
8/20/2019	12506 PROVIDENCE HEALTH & SERVICES	23033700		HEALTH EXAM FOR CLEARANCE 5711.370.460490.390.000	135.00
				Total :	135.00
8/20/2019	12506 PROVIDENCE HEALTH & SERVICES	1266286AH		2019-31477 1000.290.420182.350.000	95.00
		1266286CG		2019-31956 1000.290.420182.350.000	95.00
		1266286ES		2019-32530 1000.290.420182.350.000	95.00
		1266286KF		2019-31216 1000.290.420182.350.000	95.00
		1266286LM		2019-29666 1000.290.420182.350.000	95.00
		1266286NFM		2019-32149 1000.290.420182.350.000	95.00
		1266286NG		2019-31833 1000.290.420182.350.000	95.00
		1266286RG		2019-33357 1000.290.420182.350.000	95.00
		1266286RS		2019-29663 1000.290.420182.350.000	95.00
		1266286TA		2019-29469 1000.290.420182.350.000	95.00
				Total :	950.00
8/20/2019	00531 QUALITY MAINTENANCE ENT INC	26208		OFFICE CLEANING AND SUPPLIES 5210.335.430520.360.000	1,470.75
				Total :	1,470.75
8/20/2019	00612 RDO EQUIPMENT CO	P85761		BLADE 2513.370.460501.235.000	205.62
				Total :	205.62
8/20/2019	00537 REDS TOWING INC	112709		TOWING SERVICE 2512.320.430230.500.000	187.50

Invoice List
CITY OF MISSOULA
August 20, 2019

Bank code : apbank

Date	Vendor	Invoice	PO #	Description/Account	Amount
8/20/2019	00537 REDS TOWING INC	(Continued)			
		112720		TOWING SERVICE 2512.320.430230.500.000	75.00
		112831		TOWING SERVICE 2512.320.430230.500.000	112.50
		112832		TOWING SERVICE 2512.320.430230.500.000	75.00
		112834		TOWING SERVICE 2512.320.430230.500.000	75.00
		112992		TOWING SERVICE 2512.320.430230.500.000	250.00
				Total :	775.00
8/20/2019	04811 REPUBLIC SERVICES #889	308890071423		GARBAGE SERVICE AUG19 7370.395.430266.345.717	161.13
				7370.395.430266.345.000	311.75
		308890151605		SPLASH AUG GARBAGE SERV 5711.370.460491.345.000	1,050.87
		308890153908		CURRENTS AUG GARBAGE SERV 5711.370.460490.345.000	293.36
				Total :	1,817.11
8/20/2019	00670 RUSSELL INDUSTRIES INC	138332-00		REPLACEMENT PUMP 5311.330.430691.930.000	6,194.59
				Total :	6,194.59
8/20/2019	00564 SHIPPING DEPOT, THE	010143211654		SHIPPING CHARGES 1221.370.460503.220.000	72.07
				Total :	72.07
8/20/2019	00567 SIGN PRO	88640		FIRE DANGER SIGNS 2513.370.460484.220.000	394.32
		88667		NO PARKING SIGNS 2513.370.460484.220.000	99.08
				Total :	493.40

Invoice List
CITY OF MISSOULA
August 20, 2019

Bank code : apbank

Date	Vendor	Invoice	PO #	Description/Account	Amount
8/20/2019	08956 SPLASH CAR WASH	628		CAR WASH 1000.250.431400.230.000	5.50
		636		CAR WASH 1000.250.431400.230.000	9.50
				Total :	15.00
8/20/2019	00581 STAR RENTAL INC	162498		PROPANE FOR GRILL 5711.370.460477.220.000	47.25
				Total :	47.25
8/20/2019	05526 SYSCO	243398447		SPLASH CONCESSIONS 5711.370.460477.220.000	405.72
				Total :	405.72
8/20/2019	09672 T2 SYSTEMS INC	INVEBP2635		EXTEND BY PHONE USAGE 7370.000.343016.00	155.25
		INVSTD51311		PAPER 7370.395.430266.320.000	1,217.00
		INVSTD51338		PAPER 2IN FOR HIGH MOISTURE 7370.395.430266.220.000	1,392.76
		IRIS57677		DIGITAL IRIS SERVICE 7370.395.430266.350.303	8,575.00
				Total :	11,340.01
8/20/2019	09672 T2 SYSTEMS INC	F011980		FLEX SUBSCRIPTION 7370.395.430266.510.000	1,459.73
		R011956		ROVR RETURNS JULY 7370.395.430266.350.303	95.00
		UG00000001353		CONFERENCE REGISTRATION 7370.395.430266.380.000	999.00
				Total :	2,553.73
8/20/2019	00585 TERRITORIAL LANDWORKS INC	14308		ENGINEERING SERVICES 5210.335.430551.930.180	15,232.25
		14309		ENGINEERING SERVICES 5210.335.430521.930.191	1,331.00

Invoice List
CITY OF MISSOULA
August 20, 2019

Bank code : apbank

Date	Vendor	Invoice	PO #	Description/Account	Amount
8/20/2019	00585 TERRITORIAL LANDWORKS INC	(Continued) 14310		ENGINEERING SERVICES 5210.335.430551.930.192	10,236.00
		14311		ENGINEERING SERVICES 5210.335.430551.930.191	1,810.00
		14312		ENGINEERING SERVICES 5210.335.430557.930.191	4,198.50
				Total :	32,807.75
8/20/2019	02704 TIME RENTAL	I-001570		SHIPPING FEE RELAY #195 2512.320.430230.230.000	154.71
		I-001579		PARTS #195 2512.320.430230.230.000	422.50
				Total :	577.21
8/20/2019	00820 TIRE RAMA	7070213003		TIRES 2513.370.460501.235.000	1,816.72
		7070213593		TIRES 2513.370.460501.235.000	697.26
				Total :	2,513.98
8/20/2019	08834 TITAN MACHINERY	12440130		UJOINT FOR UNIT ~ 5311.330.430660.230.000	297.55
				Total :	297.55
8/20/2019	18871 TODD C KING LIVING TRUST	REFUND		SNOW REMOVAL REFUND 1000.000.341013.00	120.00
				Total :	120.00
8/20/2019	03439 TOWN SQUARE MEDIA MISSOULA	080119		FIREWORKS ADVERTISEMENT 1000.300.420440.330.000	1,500.00
				Total :	1,500.00
8/20/2019	18873 TRAFX RESEARCH LTD	190726TD		TRAFX SYSTEM PACKAGE 2513.370.460484.220.000 1216.370.460484.220.000	1,280.00 1,000.00

Invoice List
CITY OF MISSOULA
August 20, 2019

Bank code : apbank

Date	Vendor	Invoice	PO #	Description/Account	Amount
	18873 TRAFX RESEARCH LTD	(Continued)		Total :	2,280.00
8/20/2019	00609 TRI ARC INC	75289		WELDING SUPPLIES	
				2513.370.460501.235.000	0.03
		75325		WELDING SUPPLIES	
				2513.370.460501.220.000	50.46
				Total :	50.49
8/20/2019	00651 UPS	000F46358329		UPS SHIPPING SERVICES	
				5311.330.430660.310.000	141.78
				Total :	141.78
8/20/2019	01430 USA BLUEBOOK	963009		LOCATE FLAGS	
				5311.330.430630.220.000	56.84
				Total :	56.84
8/20/2019	00665 VERIZON WIRELESS	742160083-01		CELL PHONE CHARGES JULY 2019	
				5210.335.430510.344.000	2,969.33
				Total :	2,969.33
8/20/2019	00665 VERIZON WIRELESS	87076838-01		MONTHLY CHARGES JUN 27 THRU J	
				2513.370.460432.344.000	1,943.02
				Total :	1,943.02
8/20/2019	00665 VERIZON WIRELESS	472196271-00001		CELL PHONE CHARGES JULY 2019	
				5311.330.430660.344.000	92.87
				5311.330.430640.344.000	437.45
				5311.330.430630.344.000	620.57
				Total :	1,150.89
8/20/2019	13822 VERIZON WIRELESS - VSAT	190172809		SMS PRESERVATION 2019-29585	
				1000.290.420141.350.000	50.00
				Total :	50.00
8/20/2019	07786 VW ICE INC	10455		ICE	
				5210.335.430510.210.000	45.00

Invoice List
CITY OF MISSOULA
August 20, 2019

Bank code : apbank

Date	Vendor	Invoice	PO #	Description/Account	Amount
8/20/2019	07786 VW ICE INC	(Continued) 10464		ICE 5210.335.430510.310.000	19.50
				Total :	64.50
8/20/2019	01605 WESTERN EXCAVATING INC	009560		CHIP SEALS 2512.320.430241.930.000	3,378.99
		009884		POTHOLE PATCHING 2512.320.430230.400.000	121.80
		A009580C		DECOMPOSED GRANITE 2513.370.460484.220.000	488.43
				2513.370.460501.220.000	488.43
		B-8459		ADA RAMP UPGRADES 2512.320.430241.930.000	434.38
		B-8460		ADA RAMP UPGRADES 2512.320.430241.930.000	365.50
		B-8461		ADA RAMP UPGRADES 2512.320.430241.930.000	503.25
				Total :	5,780.78
8/20/2019	00057 WGM GROUP INC	57517		SOUTH AVE RECONSTRUCTION 4035.280.430232.930.194	3,027.60
		57677		MULLAN AND GEORGE ELMER INT S 4035.280.430232.930.192	2,389.30
		57827		ENGINEERING SERVICES 5311.330.430631.930.191	9,053.70
				Total :	14,470.60
8/20/2019	00684 WHALEN TIRE	735798		USED LOADER TIRE 5311.330.430660.230.000	1,200.00
				5311.330.430660.360.000	175.00
				Total :	1,375.00
8/20/2019	14320 WIBERG, CODY	REIMBURSEMENT		CLOTHING REIMBURSEMENT 2512.320.430210.220.000	43.49

Invoice List
CITY OF MISSOULA
August 20, 2019

Bank code : apbank

Date	Vendor	Invoice	PO #	Description/Account	Amount
	14320 WIBERG, CODY	(Continued)		Total :	43.49
8/20/2019	04197 WILLETT, BETSY	REFUND		CAMP CANCELLATION REFUND 1000.202110	110.00
				Total :	110.00
8/20/2019	01374 WINCHELL, CYNTHIA L	REIMBURSEMENT		CLOTHING REIMBURSEMENT 7370.395.430266.220.311	134.00
				Total :	134.00
8/20/2019	00213 WOMACK MACHINE SUPPLY CO	0213838		MISC PARTS AND SUPPLIES 5311.330.430630.230.000	71.21
				Total :	71.21
8/20/2019	16625 WOODROW, COLIN	TRAVEL SETTLEMENT		TRAVEL SETTLEMENT 1000.255.470210.370.000	190.00
				Total :	190.00
8/20/2019	05492 WORLDPOINT	419016618		CPR SHORT PAID 1000.300.420455.390.000	0.10
				Total :	0.10
8/20/2019	18868 WRAPPING PAPER PATTERNS SEWING	094613		MFD TROUSER REPAIR 1000.300.420460.220.000	7.50
				Total :	7.50
8/20/2019	10582 XEROX CORPORATION	097646776		COPIES 5311.330.430610.360.000	21.94
		097646778		COPIES 1000.220.410210.360.000	17.50
				Total :	39.44
176 Checks for bank code : apbank				Bank total :	623,748.75

vchlist
08/16/2019 10:14:33AM

Invoice List
CITY OF MISSOULA
August 20, 2019

Page: 42

Bank code : apbank

<u>Date</u>	<u>Vendor</u>	<u>Invoice</u>	<u>PO #</u>	<u>Description/Account</u>	<u>Amount</u>
-------------	---------------	----------------	-------------	----------------------------	---------------

August 20, 2019

Page: 42
Page 44 of 430



Administration and Finance Committee	Check Date 08 /20/19
Ashley McDonald, Accounts Payable	
Manual Checks	\$444,210.00
Accounts Payable Claims	<u>\$623,748.75</u>
Total Claims Payable	\$1,067,958.75
Only invoices over \$1000 are listed on this report	

Vendor	Description	Amount
2M COMPANY INC	FMRP IRRIGATION	1,903.72
4G PLUMBING & HEATING	INSTALL PEX BYPASS/EMERGENCY WATER LINE	2,758.60
BAKERY & RESTAURANT FOODS INC	SPLASH CONCESSIONS	1,513.09
BITTERROOT WELDING & HYDRAULIC	ROAD BOX AND CURB BOX KEYS	2,705.50
BLACK KNIGHT SECURITY	PATROL STOPS JULY	1,981.00
CALUMET MONTANA REFINING CO	CHIP SEAL OIL	17,267.63
CALUMET MONTANA REFINING CO	CHIP SEAL OIL	17,235.77
CALUMET MONTANA REFINING CO	CHIP SEAL OIL	16,958.06
CALUMET MONTANA REFINING CO	CHIP SEAL OIL	16,252.43
CALUMET MONTANA REFINING CO	CHIP SEAL OIL	15,687.92
CFA SOFTWARE INC	WIN SUPPORT SERVICES	1,795.00
CITY LIFE COMMUNITY CENTER	SEPTEMBER RENT	2,200.00
CODE SOFTWARE	UC ANALYTICS ANNUAL RENEWAL	4,856.25
CORE & MAIN LP	METER PIT LIDS	4,118.00
DEPT OF REVENUE	1% GRT FEE KNIFE RIVER RAILROAD ST MAIN	1,796.41
DIPPIN DOTS	SPLASH CONCESSIONS	2,253.80
ENNIS FLINT INC	SHARK TEETH AND GLUE	1,543.00
FINEST OIL COMPANY	DYED DIESEL	1,304.24
FIVE VALLEYS RESTORATON	MPC REPAIRS	8,468.58
FIVE VALLEYS RESTORATON	MPC REPAIRS	1,139.82
FLEET SERVICES	FUEL JULY19	17,715.34
FLEET SERVICES	FLEET FUEL CHARGES JULY 2019	4,342.94
FLEET SERVICES	FLEET FUEL PURCHASES JULY 2019	3,264.09
FLEET SERVICES	FUEL JULY CEMETERY	1,147.40
GROTH CORPORATION	REPLACE PILOT VENTURI AND FLAME TRAP	1,674.66
HEG MONTANA LLC	HYBRID POPLAR SERVICE AGREEMENT	20,178.77
HEG MONTANA LLC	EQUIPMENT USE POPLAR TREE FARM	1,839.70

Vendor	Description	Amount
HOLDFAST ENVIRO PEST SOLUTIONS	BIRD CONTROL MPC BUILDING DEPOSIT	6,927.50
HUNTON PRE CAST CONCRETE	MDT SPEC PROJ	1,358.00
HUNTON PRE CAST CONCRETE	PAXSON SCHOOL SUMPS	1,199.00
KNIFE RIVER	RAILROAD ST MAIN REPL	177,844.32
KNIFE RIVER	GRAVEL	11,540.47
KNIFE RIVER	EXCAVATION WORK LEAK 20190015	3,473.40
KNIFE RIVER	GRAVEL	1,554.80
LAMAR	BILLBOARD RENTALS	4,820.00
MIDLAND IMPLEMENT CO	PUMPS AND SENSORS STEP SYSTEM	4,617.70
MIDLAND IMPLEMENT CO	PUMP AND SENSORS STEP SYSTEM	3,996.10
MISSOULA WATER	UTILITIES	3,493.71
MISSOULA WATER	UTILITIES	2,947.77
MISSOULA WATER	UTILITIES	2,863.48
MISSOULA WATER	UTILITIES	2,173.87
MISSOULA WATER	UTILITES	1,905.73
MISSOULA WATER	UTILITIES	1,905.68
MISSOULA WATER	UTILITIES	1,827.14
MISSOULA WATER	UTILITIES	1,815.65
MISSOULA WATER	UTILITES	1,769.10
MISSOULA WATER	UTILITIES	1,714.12
MISSOULA WATER	UTILITIES	1,514.90
MISSOULA WATER	UTILITIES	1,428.09
MISSOULA WATER	UTILITIES	1,375.06
MISSOULA WATER	UTILITIES	1,093.47
MOSS & BARNETT	CHARTER FRANCHISE RENEWAL #44589	2,943.00
MOUNTAIN WEST CO OP BULK EAST	DYED DIESEL	1,575.65
MOUNTAIN WEST COOPERATIVE	FIRE FUEL	1,821.07
NATURES BEST INC	SITE MAINTENANCE	1,969.00
LILLIAN NELSON	VAN BUREN MURAL	1,000.00
NORTHWESTERN ENERGY	UTILITIES	5,271.06
NORTHWESTERN ENERGY	UTILITIES	3,587.80
NORTHWESTERN POWER EQUIPMENT	PURCHASE DIAPHRAGM PUMPS	2,059.55
OFFICE CITY	OFFICE SUPPLIES	1,035.00
OPPORTUNITY RESOURCES INC	MAM JANITORIAL SERV JUNE 2019	2,484.61
PAUL BERTLIN	MT SENTINEL SCADA SET UP AND TRAINING	2,312.50

Vendor	Description	Amount
JEREMIAH PETERSEN	PE/PI	10,000.00
PIONEER MANUFACTURING COMPANY	ALTHETIC SUPPLIES	4,830.00
PIONEER MANUFACTURING COMPANY	ATHLETIC SUPPLIES	4,417.62
POTEET CONSTRUCTION	TRAFFIC CONTROL BROOKS MEDIAN CLEANUP	1,200.00
QUALITY MAINTENANCE ENT INC	OFFICE CLEANING AND SUPPLIES	1,470.75
REPUBLIC SERVICES #889	SPLASH AUG GARBAGE SERV	1,050.87
RUSSELL INDUSTRIES INC	REPLACEMENT PUMP	6,194.59
T2 SYSTEMS INC	DIGITAL IRIS SERVICE	8,575.00
T2 SYSTEMS INC	PAPER 2IN FOR HIGH MOISTURE	1,392.76
T2 SYSTEMS INC	PAPER	1,217.00
T2 SYSTEMS INC	FLEX SUBSCRIPTION	1,459.73
TERRITORIAL LANDWORKS INC	ENGINEERING SERVICES	15,232.25
TERRITORIAL LANDWORKS INC	ENGINEERING SERVICES	10,236.00
TERRITORIAL LANDWORKS INC	ENGINEERING SERVICES	4,198.50
TERRITORIAL LANDWORKS INC	ENGINEERING SERVICES	1,810.00
TERRITORIAL LANDWORKS INC	ENGINEERING SERVICES	1,331.00
TIRE RAMA	TIRES	1,816.72
TOWN SQUARE MEDIA MISSOULA	FIREWORKS ADVERTISEMENT	1,500.00
TRAFX RESEARCH LTD	TRAFX SYSTEM PACKAGE	2,280.00
VERIZON WIRELESS	CELL PHONE CHARGES JULY 2019	2,969.33
VERIZON WIRELESS	MONTHLY CHARGES JUN 27 THRU JUL 26	1,943.02
VERIZON WIRELESS	CELL PHONE CHARGES JULY 2019	1,150.89
WESTERN EXCAVATING INC	CHIP SEALS	3,378.99
WGM GROUP INC	ENGINEERING SERVICES	9,053.70
WGM GROUP INC	SOUTH AVE RECONSTRUCTION	3,027.60
WGM GROUP INC	MULLAN AND GEORGE ELMER INT STUDY	2,389.30
WHALEN TIRE	USED LOADER TIRE	1,375.00
Total of individual invoices over \$1000 se		<u><u>\$550,620.64</u></u>

Vendor	Description	Amount
--------	-------------	--------

Manual check(s) issued within this time period

<u>Date</u>	<u>Vendor</u>	<u>Description</u>	<u>Amount</u>
08/13/2019	MMIA	FY19/20 LIABILITY ASSESSMEN	444,210.00
Total Manual Checks			<u>444,210.00</u>

City of Missoula FY 2018 Expenditure Accounts

FUND	FUND	DEPT *	DEPT*	EXPENDITURE ACCOUNTS	
#	NAME	#	NAME	ACTIVITY CODE	OBJECT COD

**departments are not applicable to all funds and accounts*
**accounts may be created during the year as needed*

1000 GENERAL FUND

210 CITY COUNCIL

1000.210.410100 LEGISLATION SERVICES

1000.210.410100.100 PERSONAL SERVICES
 1000.210.410100.110.000 EMPLOYEE SAFETY-SALARIES AND WAGES
 1000.210.410100.130.000 OTHER
 1000.210.410100.140.000 EMPLOYER CONTRIBUTIONS
 1000.210.410100.141.000 STATE RETIREMENT CONTRIBUTIONS
 1000.210.410100.200 SUPPLIES
 1000.210.410100.210.000 OFFICE SUPPLIES
 1000.210.410100.230.000 REPAIR/MAINTENANCE
 1000.210.410100.240.000 OTHER SUPPLIES
 1000.210.410100.300 PURCHASED SERVICES
 1000.210.410100.310.000 COMMUNICATIONS
 1000.210.410100.320.000 PRINTING & DUPLICATING
 1000.210.410100.330.000 PUBLICITY, SUBSCRIPTIONS & DUES
 1000.210.410100.350.000 PROFESSIONAL SERVICES
 1000.210.410100.360.000 REPAIR & MAINTENANCE
 1000.210.410100.370.000 TRAVEL
 1000.210.410100.380.000 TRAINING

220 MAYOR

1000.220.410210 ADMINISTRATION

1000.220.410210.100 PERSONAL SERVICES
 1000.220.410210.110.000 SALARIES AND WAGES
 1000.220.410210.120.000 OVERTIME
 1000.220.410210.130.000 OTHER
 1000.220.410210.140.000 EMPLOYER CONTRIBUTIONS
 1000.220.410210.141.000 STATE RETIREMENT CONTRIBUTIONS
 1000.220.410210.200 SUPPLIES
 1000.220.410210.210.000 OFFICE SUPPLIES

City of Missoula FY 2018 Expenditure Accounts

FUND	FUND	DEPT *	DEPT*	EXPENDITURE ACCOUNTS	
#	NAME	#	NAME	ACTIVITY CODE	OBJECT COD

**departments are not applicable to all funds and accounts*
**accounts may be created during the year as needed*

1000.220.410210.220.000 OPERATING SUPPLIES
 1000.220.410210.230.000 REPAIR/MAINTENANCE
 1000.220.410210.231.000 GASOLINE
 1000.220.410210.300 PURCHASED SERVICES
 1000.220.410210.310.000 COMMUNICATIONS
 1000.220.410210.320.000 PRINTING & DUPLICATING
 1000.220.410210.330.000 PUBLICITY, SUBSCRIPTIONS & DUES
 1000.220.410210.344.000 TELEPHONE SERVICE
 1000.220.410210.350.000 PROFESSIONAL SERVICES
 1000.220.410210.360.000 REPAIR & MAINTENANCE
 1000.220.410210.370.000 TRAVEL
 1000.220.410210.380.000 TRAINING
 1000.220.410210.390.000 OTHER PURCHASED SERVICES
1000.220.410225 PUBLIC RELATIONS
 1000.220.410225.100 PERSONAL SERVICES
 1000.220.410225.110.000 SALARIES AND WAGES
 1000.220.410225.120.000 OVERTIME
 1000.220.410225.130.000 OTHER
 1000.220.410225.140.000 EMPLOYER CONTRIBUTIONS
 1000.220.410225.141.000 STATE RETIREMENT CONTRIBUTIONS
 1000.220.410225.200 SUPPLIES
 1000.220.410225.240.000 OTHER SUPPLIES
 1000.220.410225.300 PURCHASED SERVICES
 1000.220.410225.330.000 PUBLICITY, SUBSCRIPTIONS & DUES
 1000.220.410225.390.000 OTHER PURCHASED SERVICES
1000.220.410250 ADMINISTRATION
 1000.220.410250.100 PERSONAL SERVICES
 1000.220.410250.110.000 SALARIES AND WAGES
 1000.220.410250.140.000 EMPLOYER CONTRIBUTIONS
 1000.220.410250.141.000 STATE RETIREMENT CONTRIBUTIONS

City of Missoula FY 2018 Expenditure Accounts

FUND	FUND	DEPT *	DEPT*	EXPENDITURE ACCOUNTS	
#	NAME	#	NAME	ACTIVITY CODE	OBJECT COD

**departments are not applicable to all funds and accounts*
**accounts may be created during the year as needed*

1000.220.410250.300 PURCHASED SERVICES
 1000.220.410250.320.000 PRINTING & DUPLICATING
 1000.220.410250.344.000 TELEPHONE SERVICE
 1000.220.410250.350.000 PROFESSIONAL SERVICES
 1000.220.410250.380.000 TRAINING

221 HUMAN RESOURCES

1000.221.410810 ADMINISTRATION

1000.221.410810.100 PERSONAL SERVICES
 1000.221.410810.110.000 SALARIES AND WAGES
 1000.221.410810.140.000 EMPLOYER CONTRIBUTIONS
 1000.221.410810.141.000 STATE RETIREMENT CONTRIBUTIONS
 1000.221.410810.200 SUPPLIES
 1000.221.410810.210.000 OFFICE SUPPLIES
 1000.221.410810.300 PURCHASED SERVICES
 1000.221.410810.310.000 COMMUNICATIONS
 1000.221.410810.320.000 PRINTING & DUPLICATING
 1000.221.410810.330.000 PUBLICITY, SUBSCRIPTIONS & DUES
 1000.221.410810.344.000 TELEPHONE SERVICE
 1000.221.410810.360.000 REPAIR & MAINTENANCE
 1000.221.410810.370.000 TRAVEL
 1000.221.410810.380.000 TRAINING

1000.221.410820 TRAINING

1000.221.410820.100 PERSONAL SERVICES
 1000.221.410820.110.000 SALARIES AND WAGES
 1000.221.410820.140.000 EMPLOYER CONTRIBUTIONS
 1000.221.410820.141.000 STATE RETIREMENT CONTRIBUTIONS
 1000.221.410820.200 SUPPLIES
 1000.221.410820.210.000 OFFICE SUPPLIES
 1000.221.410820.300 PURCHASED SERVICES
 1000.221.410820.320.000 PRINTING & DUPLICATING

City of Missoula FY 2018 Expenditure Accounts

FUND	FUND	DEPT *	DEPT*	EXPENDITURE ACCOUNTS	
#	NAME	#	NAME	ACTIVITY CODE	OBJECT COD

**departments are not applicable to all funds and accounts*
**accounts may be created during the year as needed*

1000.221.410820.330.000 PUBLICITY, SUBSCRIPTIONS & DUES
 1000.221.410820.344.000 TELEPHONE SERVICE
 1000.221.410820.350.000 PROFESSIONAL SERVICES
 1000.221.410820.360.000 REPAIR & MAINTENANCE
 1000.221.410820.370.000 TRAVEL
 1000.221.410820.380.000 TRAINING
1000.221.410835 RISK MANAGEMENT
 1000.221.410835.100 PERSONAL SERVICES
 1000.221.410835.110.000 SALARIES AND WAGES
 1000.221.410835.140.000 EMPLOYER CONTRIBUTIONS
 1000.221.410835.141.000 STATE RETIREMENT CONTRIBUTIONS
 1000.221.410835.200 SUPPLIES
 1000.221.410835.210.000 OFFICE SUPPLIES
 1000.221.410835.220.000 OPERATING SUPPLIES
 1000.221.410835.231.000 GASOLINE
 1000.221.410835.300 PURCHASED SERVICES
 1000.221.410835.310.000 COMMUNICATIONS
 1000.221.410835.320.000 PRINTING & DUPLICATING
 1000.221.410835.330.000 PUBLICITY, SUBSCRIPTIONS & DUES
 1000.221.410835.344.000 TELEPHONE SERVICE
1000.221.410840 LABOR RELATIONS
 1000.221.410840.100 PERSONAL SERVICES
 1000.221.410840.110.000 SALARIES AND WAGES
 1000.221.410840.140.000 EMPLOYER CONTRIBUTIONS
 1000.221.410840.141.000 STATE RETIREMENT CONTRIBUTIONS
 1000.221.410840.200 SUPPLIES
 1000.221.410840.210.000 OFFICE SUPPLIES
 1000.221.410840.300 PURCHASED SERVICES
 1000.221.410840.320.000 PRINTING & DUPLICATING
 1000.221.410840.330.000 PUBLICITY, SUBSCRIPTIONS & DUES

City of Missoula FY 2018 Expenditure Accounts

FUND	FUND	DEPT *	DEPT*	EXPENDITURE ACCOUNTS	
#	NAME	#	NAME	ACTIVITY CODE	OBJECT COD

**departments are not applicable to all funds and accounts*
**accounts may be created during the year as needed*

1000.221.410840.344.000 TELEPHONE SERVICE
 1000.221.410840.360.000 REPAIR & MAINTENANCE
 1000.221.410840.370.000 TRAVEL
 1000.221.410840.380.000 TRAINING
1000.221.410850 EEO COMPLIANCE
 1000.221.410850.100 PERSONAL SERVICES
 1000.221.410850.110.000 SALARIES AND WAGES
 1000.221.410850.140.000 EMPLOYER CONTRIBUTIONS
 1000.221.410850.141.000 STATE RETIREMENT CONTRIBUTIONS
 1000.221.410850.200 SUPPLIES
 1000.221.410850.300 PURCHASED SERVICES
 1000.221.410850.350.000 PROFESSIONAL SERVICES
 1000.221.410850.900 CAPITAL OUTLAY
1000.221.410860 EMPLOYEE BENEFITS
 1000.221.410860.100 PERSONAL SERVICES
 1000.221.410860.110.000 SALARIES AND WAGES
 1000.221.410860.140.000 EMPLOYER CONTRIBUTIONS
 1000.221.410860.141.000 STATE RETIREMENT CONTRIBUTIONS
 1000.221.410860.200 SUPPLIES
 1000.221.410860.210.000 OFFICE SUPPLIES
 1000.221.410860.300 PURCHASED SERVICES
 1000.221.410860.320.000 PRINTING & DUPLICATING
 1000.221.410860.330.000 PUBLICITY, SUBSCRIPTIONS & DUES
 1000.221.410860.344.000 TELEPHONE SERVICE
 1000.221.410860.360.000 REPAIR & MAINTENANCE
 1000.221.410860.370.000 TRAVEL
 1000.221.410860.380.000 TRAINING
 1000.221.410860.390.000 OTHER PURCHASED SERVICES

223 CITY CLERK

1000.223.410101 NC-GRANT CREEK

City of Missoula FY 2018 Expenditure Accounts

FUND	FUND	DEPT *	DEPT*	EXPENDITURE ACCOUNTS	
#	NAME	#	NAME	ACTIVITY CODE	OBJECT COD

**departments are not applicable to all funds and accounts*
**accounts may be created during the year as needed*

1000.223.410101.300 PURCHASED SERVICES
 1000.223.410101.310.000 GRANT CREEK NC/COMMUNICATIONS
 1000.223.410101.700 GRANTS & CONTRIBUTIONS
 1000.223.410101.700.000 GRANTS & CONTRIBUTIONS
1000.223.410102 NC-UPPER RATTLESNAKE
 1000.223.410102.300 PURCHASED SERVICES
 1000.223.410102.310.000 UPPER RATTLESNAKE/COMMUNICATIONS
 1000.223.410102.700 GRANTS & CONTRIBUTIONS
 1000.223.410102.700.000 GRANTS & CONTRIBUTIONS
1000.223.410103 NC-LOWER RATTLESNAKE
 1000.223.410103.300 PURCHASED SERVICES
 1000.223.410103.310.000 COMMUNICATIONS
 1000.223.410103.700 GRANTS & CONTRIBUTIONS
 1000.223.410103.700.000 GRANTS & CONTRIBUTIONS
1000.223.410104 NC-NORTHSIDE
 1000.223.410104.300 PURCHASED SERVICES
 1000.223.410104.310.000 COMMUNICATIONS
 1000.223.410104.700 GRANTS & CONTRIBUTIONS
 1000.223.410104.700.000 GRANTS & CONTRIBUTIONS
1000.223.410105 NC-WESTSIDE
 1000.223.410105.300 PURCHASED SERVICES
 1000.223.410105.310.000 COMMUNICATIONS
 1000.223.410105.700 GRANTS & CONTRIBUTIONS
 1000.223.410105.700.000 GRANTS & CONTRIBUTIONS
1000.223.410106 NC-HEART OF MISSOULA
 1000.223.410106.300 PURCHASED SERVICES
 1000.223.410106.310.000 COMMUNICATIONS
 1000.223.410106.700 GRANTS & CONTRIBUTIONS
 1000.223.410106.700.000 GRANTS & CONTRIBUTIONS
1000.223.410107 NC-UNIVERSITY DISTRICT

City of Missoula FY 2018 Expenditure Accounts

FUND	FUND	DEPT *	DEPT*	EXPENDITURE ACCOUNTS	
#	NAME	#	NAME	ACTIVITY CODE	OBJECT COD

**departments are not applicable to all funds and accounts*
**accounts may be created during the year as needed*

1000.223.410107.300 PURCHASED SERVICES

1000.223.410107.310.000 COMMUNICATIONS

1000.223.410107.700 GRANTS & CONTRIBUTIONS

1000.223.410107.700.000 GRANTS & CONTRIBUTIONS

1000.223.410108 NC-RIVERFRONT

1000.223.410108.300 PURCHASED SERVICES

1000.223.410108.310.000 COMMUNICATIONS

1000.223.410108.700 GRANTS & CONTRIBUTIONS

1000.223.410108.700.000 GRANTS & CONTRIBUTIONS

1000.223.410109 NC-EMMA DICKENSON & ORCHARD HOMES

1000.223.410109.300 PURCHASED SERVICES

1000.223.410109.310.000 COMMUNICATIONS

1000.223.410109.700 GRANTS & CONTRIBUTIONS

1000.223.410109.700.000 GRANTS & CONTRIBUTIONS

1000.223.410110 NC-FRANKLIN TO FORT

1000.223.410110.300 PURCHASED SERVICES

1000.223.410110.310.000 COMMUNICATIONS

1000.223.410110.700 GRANTS & CONTRIBUTIONS

1000.223.410110.700.000 GRANTS & CONTRIBUTIONS

1000.223.410111 NC-ROSE PARK

1000.223.410111.300 PURCHASED SERVICES

1000.223.410111.310.000 COMMUNICATIONS

1000.223.410111.700 GRANTS & CONTRIBUTIONS

1000.223.410111.700.000 GRANTS & CONTRIBUTIONS

1000.223.410112 NC-FARVIEWS & PATTEE CANYON

1000.223.410112.300 PURCHASED SERVICES

1000.223.410112.310.000 COMMUNICATIONS

1000.223.410112.700 GRANTS & CONTRIBUTIONS

1000.223.410112.700.000 GRANTS & CONTRIBUTIONS

1000.223.410113 NC-SOUTHGATE & TRIANGLE

City of Missoula FY 2018 Expenditure Accounts

FUND	FUND	DEPT *	DEPT*	EXPENDITURE ACCOUNTS	
#	NAME	#	NAME	ACTIVITY CODE	OBJECT COD

**departments are not applicable to all funds and accounts*
**accounts may be created during the year as needed*

1000.223.410113.300 PURCHASED SERVICES
 1000.223.410113.310.000 COMMUNICATIONS
 1000.223.410113.700 GRANTS & CONTRIBUTIONS
 1000.223.410113.700.000 GRANTS & CONTRIBUTIONS
1000.223.410114 NC-LEWIS & CLARK
 1000.223.410114.300 PURCHASED SERVICES
 1000.223.410114.310.000 COMMUNICATIONS
 1000.223.410114.700 GRANTS & CONTRIBUTIONS
 1000.223.410114.700.000 GRANTS & CONTRIBUTIONS
1000.223.410115 NC-S 39TH
 1000.223.410115.300 PURCHASED SERVICES
 1000.223.410115.310.000 COMMUNICATIONS
 1000.223.410115.700 GRANTS & CONTRIBUTIONS
 1000.223.410115.700.000 GRANTS & CONTRIBUTIONS
1000.223.410116 NC-MOOSE CAN GULLY
 1000.223.410116.300 PURCHASED SERVICES
 1000.223.410116.310.000 COMMUNICATIONS
 1000.223.410116.700 GRANTS & CONTRIBUTIONS
 1000.223.410116.700.000 GRANTS & CONTRIBUTIONS
1000.223.410117 NC-MILLER CREEK
 1000.223.410117.300 PURCHASED SERVICES
 1000.223.410117.310.000 COMMUNICATIONS
 1000.223.410117.700 GRANTS & CONTRIBUTIONS
 1000.223.410117.700.000 GRANTS & CONTRIBUTIONS
1000.223.410118 MULLAN ROAD NC
 1000.223.410118.300 PURCHASED SERVICES
 1000.223.410118.310.000 COMMUNICATIONS
 1000.223.410118.700 GRANTS & CONTRIBUTIONS
 1000.223.410118.700.000 GRANTS & CONTRIBUTIONS
1000.223.410119 EAST MISSOULA NC

City of Missoula FY 2018 Expenditure Accounts

FUND	FUND	DEPT *	DEPT *	EXPENDITURE ACCOUNTS	
#	NAME	#	NAME	ACTIVITY CODE	OBJECT COD

**departments are not applicable to all funds and accounts*
**accounts may be created during the year as needed*

1000.223.410119.300 PURCHASED SERVICES
 1000.223.410119.310.000 COMMUNICATIONS
 1000.223.410119.700 GRANTS & CONTRIBUTIONS
 1000.223.410119.700.000 EAST MISSOULA NEIGHBORHOOD COUNCIL
1000.223.410120 COMMUNITY FORUM/NC LIAISON
 1000.223.410120.100 PERSONAL SERVICES
 1000.223.410120.300 PURCHASED SERVICES
 1000.223.410120.320.000 PRINTING & DUPLICATING
 1000.223.410120.700 GRANTS & CONTRIBUTIONS
 1000.223.410120.700.000 GRANTS & CONTRIBUTIONS
 1000.223.410120.700.799 GRANTS & CONTRIBUTIONS
1000.223.410121 NEIGHBORHOOD PROJECT
 1000.223.410121.700 GRANTS & CONTRIBUTIONS
 1000.223.410121.700.000 NEIGHBORHOOD PROJECT
 1000.223.410121.700.810 NEIGHBORHOOD AMBASSADOR LAWN SIGNS
 1000.223.410121.700.812 SUNSET MEMORIAL PARK TREES
 1000.223.410121.700.817 FY WMVC /GRANTS & CONTRIBUTIONS
 1000.223.410121.700.818 GRANTS & CONTRIBUTIONS
 1000.223.410121.700.819 GRANTS & CONTRIBUTIONS
 1000.223.410121.700.826 EVELYN BORG JOHNSON PARK
1000.223.410122 ORCHARD HOMES NEIGHBORHOOD COUNCIL
 1000.223.410122.300 PURCHASED SERVICES
 1000.223.410122.310.000 COMMUNICATIONS
 1000.223.410122.700 GRANTS & CONTRIBUTIONS
 1000.223.410122.700.000 ORCHARD HOMES NEIGHBORHOOD COUNCIL
1000.223.410125 NEIGHBORHOOD OFFICE
 1000.223.410125.100 PERSONAL SERVICES
 1000.223.410125.110.000 SALARIES AND WAGES
 1000.223.410125.140.000 EMPLOYER CONTRIBUTIONS
 1000.223.410125.141.000 STATE RETIREMENT CONTRIBUTIONS

City of Missoula FY 2018 Expenditure Accounts

FUND	FUND	DEPT *	DEPT*	EXPENDITURE ACCOUNTS	
#	NAME	#	NAME	ACTIVITY CODE	OBJECT COD

**departments are not applicable to all funds and accounts*
**accounts may be created during the year as needed*

1000.223.410125.200 SUPPLIES
 1000.223.410125.210.000 OFFICE SUPPLIES
 1000.223.410125.220.000 OPERATING SUPPLIES
 1000.223.410125.231.000 GASOLINE
 1000.223.410125.240.000 OTHER SUPPLIES
 1000.223.410125.300 PURCHASED SERVICES
 1000.223.410125.310.000 COMMUNICATIONS
 1000.223.410125.320.000 PRINTING & DUPLICATING
 1000.223.410125.330.000 PUBLICITY, SUBSCRIPTIONS & DUES
 1000.223.410125.344.000 TELEPHONE SERVICE
 1000.223.410125.350.000 PROFESSIONAL SERVICES
 1000.223.410125.360.000 REPAIR & MAINTENANCE
 1000.223.410125.370.000 TRAVEL
 1000.223.410125.380.000 TRAINING
 1000.223.410125.900 CAPITAL OUTLAY
1000.223.410600 ELECTIONS
 1000.223.410600.300 PURCHASED SERVICES
 1000.223.410600.350.000 PROFESSIONAL SERVICES
1000.223.410900 RECORDS ADMINISTRATION
 1000.223.410900.100 PERSONAL SERVICES
 1000.223.410900.141.000 STATE RETIREMENT CONTRIBUTIONS
1000.223.410910 ADMINISTRATION
 1000.223.410910.100 PERSONAL SERVICES
 1000.223.410910.110.000 SALARIES AND WAGES
 1000.223.410910.140.000 EMPLOYER CONTRIBUTIONS
 1000.223.410910.141.000 STATE RETIREMENT CONTRIBUTIONS
 1000.223.410910.200 SUPPLIES
 1000.223.410910.210.000 OFFICE SUPPLIES
 1000.223.410910.220.000 OPERATING SUPPLIES
 1000.223.410910.231.000 GASOLINE

City of Missoula FY 2018 Expenditure Accounts

FUND	FUND	DEPT *	DEPT *	EXPENDITURE ACCOUNTS	
#	NAME	#	NAME	ACTIVITY CODE	OBJECT COD

**departments are not applicable to all funds and accounts*
**accounts may be created during the year as needed*

1000.223.410910.240.000 OTHER SUPPLIES
 1000.223.410910.300 PURCHASED SERVICES
 1000.223.410910.310.000 COMMUNICATIONS
 1000.223.410910.320.000 PRINTING & DUPLICATING
 1000.223.410910.330.000 PUBLICITY, SUBSCRIPTIONS & DUES
 1000.223.410910.344.000 TELEPHONE SERVICE
 1000.223.410910.350.000 PROFESSIONAL SERVICES
 1000.223.410910.360.000 REPAIR & MAINTENANCE
 1000.223.410910.370.000 TRAVEL
 1000.223.410910.380.000 TRAINING
 1000.223.410910.390.000 OTHER PURCHASED SERVICES
 1000.223.410910.500 FIXED CHARGES
 1000.223.410910.800 OTHER OBJECTS
 1000.223.410910.900 CAPITAL OUTLAY
1000.223.411802 VOLUNTEER MISSOULA
 1000.223.411802.700 GRANTS & CONTRIBUTIONS
 1000.223.411802.700.000 GRANTS & CONTRIBUTIONS
1000.223.411854 NEIGHBORHOOD AMBASSADOR
 1000.223.411854.700 GRANTS & CONTRIBUTIONS
 1000.223.411854.700.000 GRANTS & CONTRIBUTIONS
1000.223.460451 CITY BAND
 1000.223.460451.700 GRANTS & CONTRIBUTIONS
 1000.223.460451.700.000 CITY BAND CONTRIBUTIONS

224 INFORMATION SERVICES

1000.224.410580 INFORMATION TECHNOLOGIES
 1000.224.410580.100 PERSONAL SERVICES
 1000.224.410580.110.000 SALARIES AND WAGES
 1000.224.410580.120.000 OVERTIME
 1000.224.410580.130.000 OTHER
 1000.224.410580.140.000 EMPLOYER CONTRIBUTIONS

City of Missoula FY 2018 Expenditure Accounts

FUND	FUND	DEPT *	DEPT*	EXPENDITURE ACCOUNTS	
#	NAME	#	NAME	ACTIVITY CODE	OBJECT COD

**departments are not applicable to all funds and accounts*
**accounts may be created during the year as needed*

1000.224.410580.141.000 STATE RETIREMENT CONTRIBUTIONS
 1000.224.410580.200 SUPPLIES
 1000.224.410580.210.000 OFFICE SUPPLIES
 1000.224.410580.220.000 OPERATING SUPPLIES
 1000.224.410580.230.000 REPAIR/MAINTENANCE
 1000.224.410580.231.000 GASOLINE
 1000.224.410580.240.000 OTHER SUPPLIES
 1000.224.410580.300 PURCHASED SERVICES
 1000.224.410580.310.000 COMMUNICATIONS
 1000.224.410580.320.000 PRINTING & DUPLICATING
 1000.224.410580.344.000 TELEPHONE SERVICE
 1000.224.410580.350.000 PROFESSIONAL SERVICES
 1000.224.410580.360.000 REPAIR & MAINTENANCE
 1000.224.410580.370.000 TRAVEL
 1000.224.410580.380.000 TRAINING
 1000.224.410580.390.000 OTHER PURCHASED SERVICES
 1000.224.410580.500 FIXED CHARGES
 1000.224.410580.900 CAPITAL OUTLAY
1000.224.411060 GIS
 1000.224.411060.100 PERSONAL SERVICES
 1000.224.411060.110.000 SALARIES AND WAGES
 1000.224.411060.140.000 GIS-EMPLOYER CONTRIBUTIONS
 1000.224.411060.141.000 STATE RETIREMENT CONTRIBUTIONS
 1000.224.411060.200 SUPPLIES
 1000.224.411060.210.000 OFFICE SUPPLIES
 1000.224.411060.220.000 OPERATING SUPPLIES
 1000.224.411060.230.000 REPAIR/MAINTENANCE
 1000.224.411060.231.000 GASOLINE
 1000.224.411060.240.000 OTHER SUPPLIES
 1000.224.411060.300 PURCHASED SERVICES

City of Missoula FY 2018 Expenditure Accounts

FUND	FUND	DEPT *	DEPT*	EXPENDITURE ACCOUNTS	
#	NAME	#	NAME	ACTIVITY CODE	OBJECT COD

**departments are not applicable to all funds and accounts*
**accounts may be created during the year as needed*

1000.224.411060.330.000 PUBLICITY, SUBSCRIPTIONS & DUES
 1000.224.411060.344.000 TELEPHONE SERVICE
 1000.224.411060.350.000 PROFESSIONAL SERVICES
 1000.224.411060.360.000 REPAIR & MAINTENANCE
 1000.224.411060.370.000 TRAVEL
 1000.224.411060.380.000 TRAINING
 1000.224.411060.390.000 OTHER PURCHASED SERVICES

230 MUNICIPAL COURT

1000.230.410360 CITY/MUNICIPAL COURT

1000.230.410360.100 PERSONAL SERVICES
 1000.230.410360.110.000 SALARIES AND WAGES
 1000.230.410360.120.000 OVERTIME
 1000.230.410360.140.000 EMPLOYER CONTRIBUTIONS
 1000.230.410360.141.000 STATE RETIREMENT CONTRIBUTIONS
 1000.230.410360.200 SUPPLIES
 1000.230.410360.210.000 OFFICE SUPPLIES
 1000.230.410360.220.000 OPERATING SUPPLIES
 1000.230.410360.230.000 REPAIR/MAINTENANCE
 1000.230.410360.240.000 OTHER SUPPLIES
 1000.230.410360.300 PURCHASED SERVICES
 1000.230.410360.310.000 COMMUNICATIONS
 1000.230.410360.320.000 PRINTING & DUPLICATING
 1000.230.410360.330.000 PUBLICITY, SUBSCRIPTIONS & DUES
 1000.230.410360.344.000 TELEPHONE SERVICE
 1000.230.410360.350.000 PROFESSIONAL SERVICES
 1000.230.410360.350.004 PROFESSIONAL SERVICES
 1000.230.410360.350.005 PROFESSIONAL SERVICES
 1000.230.410360.350.006 PROFESSIONAL SERVICES
 1000.230.410360.360.000 REPAIR & MAINTENANCE
 1000.230.410360.370.000 TRAVEL

City of Missoula FY 2018 Expenditure Accounts

FUND	FUND	DEPT *	DEPT *	EXPENDITURE ACCOUNTS	
#	NAME	#	NAME	ACTIVITY CODE	OBJECT COD

**departments are not applicable to all funds and accounts*
**accounts may be created during the year as needed*

1000.230.410360.380.000 TRAINING
 1000.230.410360.390.000 OTHER PURCHASED SERVICES
 1000.230.410360.500 FIXED CHARGES
 1000.230.410360.500.000 FIXED CHARGES
 1000.230.410360.600 DEBT SERVICE
 1000.230.410360.610.000 PRINCIPAL
 1000.230.410360.700 GRANTS & CONTRIBUTIONS
 1000.230.410360.800 OTHER OBJECTS
 1000.230.410360.820.000 TRANSFERS TO OTHER FUNDS
 1000.230.410360.900 CAPITAL OUTLAY

1000.230.411853 MCS

1000.230.411853.300 PURCHASED SERVICES
 1000.230.411853.390.000 MCS-OTHER PURCHASED SERVICES
 1000.230.411853.700 GRANTS & CONTRIBUTIONS
 1000.230.411853.700.000 GRANTS & CONTRIBUTIONS

1000.230.419000 GENERAL GOV'T ONETIME EXPENDITURES

1000.230.419000.100 PERSONAL SERVICES
 1000.230.419000.120.000 OVERTIME
 1000.230.419000.200 SUPPLIES
 1000.230.419000.220.000 OPERATING SUPPLIES
 1000.230.419000.300 PURCHASED SERVICES
 1000.230.419000.350.000 PROFESSIONAL SERVICES
 1000.230.419000.360.000 REPAIR & MAINTENANCE

240 FINANCE

1000.240.410520 BUDGETING

1000.240.410520.100 PERSONAL SERVICES
 1000.240.410520.110.000 SALARIES AND WAGES
 1000.240.410520.140.000 EMPLOYER CONTRIBUTIONS
 1000.240.410520.141.000 STATE RETIREMENT CONTRIBUTIONS
 1000.240.410520.200 SUPPLIES

City of Missoula FY 2018 Expenditure Accounts

FUND	FUND	DEPT *	DEPT *	EXPENDITURE ACCOUNTS	
#	NAME	#	NAME	ACTIVITY CODE	OBJECT COD

**departments are not applicable to all funds and accounts*
**accounts may be created during the year as needed*

1000.240.410520.300 PURCHASED SERVICES
 1000.240.410520.320.000 PRINTING & DUPLICATING
 1000.240.410520.350.000 PROFESSIONAL SERVICES
1000.240.410540 TREASURY
 1000.240.410540.100 PERSONAL SERVICES
 1000.240.410540.110.000 SALARIES AND WAGES
 1000.240.410540.120.000 OVERTIME
 1000.240.410540.140.000 EMPLOYER CONTRIBUTIONS
 1000.240.410540.141.000 STATE RETIREMENT CONTRIBUTIONS
 1000.240.410540.200 SUPPLIES
 1000.240.410540.210.000 OFFICE SUPPLIES
 1000.240.410540.220.000 OPERATING SUPPLIES
 1000.240.410540.230.000 REPAIR/MAINTENANCE
 1000.240.410540.231.000 GASOLINE
 1000.240.410540.300 PURCHASED SERVICES
 1000.240.410540.310.000 COMMUNICATIONS
 1000.240.410540.320.000 PRINTING & DUPLICATING
 1000.240.410540.330.000 PUBLICITY, SUBSCRIPTIONS & DUES
 1000.240.410540.344.000 TELEPHONE SERVICE
 1000.240.410540.350.000 PROFESSIONAL SERVICES
 1000.240.410540.360.000 REPAIR & MAINTENANCE
 1000.240.410540.370.000 TRAVEL
 1000.240.410540.380.000 TRAINING
 1000.240.410540.500 FIXED CHARGES
 1000.240.410540.500.000 FIXED CHARGES
 1000.240.410540.900 CAPITAL OUTLAY
1000.240.410550 ACCOUNTING
 1000.240.410550.100 PERSONAL SERVICES
 1000.240.410550.110.000 SALARIES AND WAGES
 1000.240.410550.140.000 EMPLOYER CONTRIBUTIONS

City of Missoula FY 2018 Expenditure Accounts

FUND	FUND	DEPT *	DEPT *	EXPENDITURE ACCOUNTS	
#	NAME	#	NAME	ACTIVITY CODE	OBJECT COD

**departments are not applicable to all funds and accounts*
**accounts may be created during the year as needed*

1000.240.410550.141.000 STATE RETIREMENT CONTRIBUTIONS
 1000.240.410550.200 SUPPLIES
 1000.240.410550.210.000 OFFICE SUPPLIES
 1000.240.410550.220.000 OPERATING SUPPLIES
 1000.240.410550.300 PURCHASED SERVICES
 1000.240.410550.310.000 COMMUNICATIONS
 1000.240.410550.320.000 PRINTING & DUPLICATING
 1000.240.410550.330.000 PUBLICITY, SUBSCRIPTIONS & DUES
 1000.240.410550.344.000 TELEPHONE SERVICE
 1000.240.410550.350.000 PROFESSIONAL SERVICES
 1000.240.410550.360.000 REPAIR & MAINTENANCE
 1000.240.410550.370.000 TRAVEL
 1000.240.410550.380.000 TRAINING
 1000.240.410550.500 FIXED CHARGES
 1000.240.410550.900 CAPITAL OUTLAY
1000.240.410552 FINANCIAL REPORTING
 1000.240.410552.100 PERSONAL SERVICES
 1000.240.410552.110.000 SALARIES AND WAGES
 1000.240.410552.140.000 EMPLOYER CONTRIBUTIONS
 1000.240.410552.141.000 STATE RETIREMENT CONTRIBUTIONS
 1000.240.410552.200 SUPPLIES
 1000.240.410552.300 PURCHASED SERVICES
 1000.240.410552.350.000 PROFESSIONAL SERVICES
 1000.240.410552.370.000 TRAVEL
 1000.240.410552.380.000 TRAINING
 1000.240.410552.900 CAPITAL OUTLAY

245 CENTRAL SERVICES

1000.245.410810 ADMINISTRATION
 1000.245.410810.100 PERSONAL SERVICES
 1000.245.410810.110.000 CENTRALIZED SERVICES/SALARIES AND WAGES

City of Missoula FY 2018 Expenditure Accounts

FUND	FUND	DEPT *	DEPT*	EXPENDITURE ACCOUNTS	
#	NAME	#	NAME	ACTIVITY CODE	OBJECT COD

**departments are not applicable to all funds and accounts*
**accounts may be created during the year as needed*

1000.245.410810.140.000 EMPLOYER CONTRIBUTIONS
 1000.245.410810.141.000 STATE RETIREMENT CONTRIBUTIONS
 1000.245.410810.200 SUPPLIES
 1000.245.410810.210.000 OFFICE SUPPLIES
 1000.245.410810.220.000 OPERATING SUPPLIES
 1000.245.410810.231.000 GASOLINE
 1000.245.410810.300 PURCHASED SERVICES
 1000.245.410810.310.000 COMMUNICATIONS
 1000.245.410810.320.000 PRINTING & DUPLICATING
 1000.245.410810.330.000 PUBLICITY, SUBSCRIPTIONS & DUES
 1000.245.410810.344.000 TELEPHONE SERVICE
 1000.245.410810.350.000 PROFESSIONAL SERVICES
 1000.245.410810.370.000 TRAVEL
 1000.245.410810.380.000 TRAINING
 1000.245.410810.700 GRANTS & CONTRIBUTIONS
1000.245.410835 RISK MANAGEMENT
 1000.245.410835.100 PERSONAL SERVICES
 1000.245.410835.200 SUPPLIES
 1000.245.410835.300 PURCHASED SERVICES
1000.245.411231 ENERGY CONSERVATION
 1000.245.411231.100 PERSONAL SERVICES
 1000.245.411231.110.000 ENERGY COORDINATOR/SALARIES AND WAGES
 1000.245.411231.140.000 EMPLOYER CONTRIBUTIONS
 1000.245.411231.141.000 STATE RETIREMENT CONTRIBUTIONS
 1000.245.411231.200 SUPPLIES
 1000.245.411231.210.000 OFFICE SUPPLIES
 1000.245.411231.220.000 OPERATING SUPPLIES
 1000.245.411231.231.000 GASOLINE
 1000.245.411231.300 PURCHASED SERVICES
 1000.245.411231.310.000 COMMUNICATIONS

City of Missoula FY 2018 Expenditure Accounts

FUND	FUND	DEPT *	DEPT*	EXPENDITURE ACCOUNTS	
#	NAME	#	NAME	ACTIVITY CODE	OBJECT COD

**departments are not applicable to all funds and accounts*
**accounts may be created during the year as needed*

1000.245.411231.320.000 PRINTING & DUPLICATING
 1000.245.411231.330.000 PUBLICITY, SUBSCRIPTIONS & DUES
 1000.245.411231.344.000 TELEPHONE SERVICE
 1000.245.411231.350.000 PROFESSIONAL SERVICES
 1000.245.411231.370.000 TRAVEL
 1000.245.411231.380.000 TRAINING
 1000.245.411231.500 FIXED CHARGES

246 FACILITY MAINTENANCE DEPARTMENT

1000.246.411810 FACILITY MAINTENANCE

1000.246.411810.100 PERSONAL SERVICES
 1000.246.411810.110.000 SALARIES AND WAGES
 1000.246.411810.130.000 OTHER
 1000.246.411810.140.000 EMPLOYER CONTRIBUTIONS
 1000.246.411810.150.000 STATE RETIREMENT
 1000.246.411810.200 SUPPLIES
 1000.246.411810.220.000 OPERATING SUPPLIES
 1000.246.411810.231.000 GASOLINE
 1000.246.411810.240.000 OTHER SUPPLIES
 1000.246.411810.300 PURCHASED SERVICES
 1000.246.411810.330.000 PUBLICITY, SUBSCRIPTIONS & DUES
 1000.246.411810.340.000 SEWER
 1000.246.411810.341.000 ELECTRICITY & NATURAL GAS
 1000.246.411810.343.000 WATER CHARGES
 1000.246.411810.344.000 TELEPHONE SERVICE
 1000.246.411810.350.000 PROFESSIONAL SERVICES
 1000.246.411810.360.000 REPAIR & MAINTENANCE
 1000.246.411810.370.000 TRAVEL

1000.246.430220 FACILITY

1000.246.430220.200 SUPPLIES
 1000.246.430220.230.000 REPAIR/MAINTENANCE

City of Missoula FY 2018 Expenditure Accounts

FUND	FUND	DEPT *	DEPT*	EXPENDITURE ACCOUNTS	
#	NAME	#	NAME	ACTIVITY CODE	OBJECT COD

**departments are not applicable to all funds and accounts*
**accounts may be created during the year as needed*

1000.246.430220.231.000 GASOLINE
 1000.246.430220.240.000 OTHER SUPPLIES
 1000.246.430220.300 PURCHASED SERVICES
 1000.246.430220.340.000 SEWER
 1000.246.430220.341.000 ELECTRICITY & NATURAL GAS
 1000.246.430220.343.000 WATER CHARGES
 1000.246.430220.345.000 GARBAGE
 1000.246.430220.360.000 REPAIR & MAINTENANCE
1000.246.431350 VEHICLE FACILITY
 1000.246.431350.100 PERSONAL SERVICES
 1000.246.431350.110.000 SALARIES AND WAGES
 1000.246.431350.120.000 OVERTIME
 1000.246.431350.140.000 EMPLOYER CONTRIBUTIONS
 1000.246.431350.200 SUPPLIES
 1000.246.431350.220.000 OPERATING SUPPLIES
 1000.246.431350.230.000 REPAIR/MAINTENANCE
 1000.246.431350.240.000 OTHER SUPPLIES
 1000.246.431350.300 PURCHASED SERVICES
 1000.246.431350.340.000 SEWER
 1000.246.431350.341.000 ELECTRICITY & NATURAL GAS
 1000.246.431350.343.000 WATER CHARGES
 1000.246.431350.345.000 GARBAGE
 1000.246.431350.360.000 REPAIR & MAINTENANCE
1000.246.460452 ART MUSEUM
 1000.246.460452.700 GRANTS & CONTRIBUTIONS
 1000.246.460452.700.000 GRANTS & CONTRIBUTIONS

250 DEVELOPMENT SERVICES

1000.250.411000 MRTMA
 1000.250.411000.700 GRANTS & CONTRIBUTIONS
 1000.250.411000.700.000 MISSOULA RAVALI TMA

City of Missoula FY 2018 Expenditure Accounts

FUND	FUND	DEPT *	DEPT *	EXPENDITURE ACCOUNTS	
#	NAME	#	NAME	ACTIVITY CODE	OBJECT COD

**departments are not applicable to all funds and accounts*
**accounts may be created during the year as needed*

1000.250.411010 ADMINISTRATION

1000.250.411010.100 PERSONAL SERVICES
 1000.250.411010.110.000 ADMIN/SALARIES AND WAGES
 1000.250.411010.140.000 ADMIN/EMPLOYER CONTRIBUTIONS
 1000.250.411010.141.000 ADMIN-STATE RETIREMENT CONTRIBUTIONS
 1000.250.411010.200 SUPPLIES
 1000.250.411010.210.000 OFFICE SUPPLIES
 1000.250.411010.220.000 ADMIN-OPERATING SUPPLIES
 1000.250.411010.230.000 REPAIR/MAINTENANCE
 1000.250.411010.231.000 GASOLINE
 1000.250.411010.300 PURCHASED SERVICES
 1000.250.411010.310.000 COMMUNICATIONS
 1000.250.411010.310.351 COMMUNICATIONS
 1000.250.411010.320.000 PRINTING & DUPLICATING
 1000.250.411010.330.000 PUBLICITY, SUBSCRIPTIONS & DUES
 1000.250.411010.344.000 TELEPHONE SERVICE
 1000.250.411010.350.000 PROFESSIONAL SERVICES
 1000.250.411010.360.000 REPAIR & MAINTENANCE
 1000.250.411010.370.000 TRAVEL
 1000.250.411010.380.000 TRAINING

1000.250.411030 GRANTS & COMMUNITY PROGRAM CONTRIBUTIONS

1000.250.411030.300 PURCHASED SERVICES
 1000.250.411030.310.000 COMMUNICATIONS
 1000.250.411030.390.000 GCP CONTRIBUTION

1000.250.411031 PLANNING SUBSIDY

1000.250.411031.800 OTHER OBJECTS
 1000.250.411031.820.000 PLANNING SUBSIDY

1000.250.411050 DEVELOPMENT & PERMIT REVIEWS

1000.250.411050.100 PERSONAL SERVICES
 1000.250.411050.110.000 DEV & PERMIT REVIEW/SALARIES AND WAGES

City of Missoula FY 2018 Expenditure Accounts

FUND	FUND	DEPT *	DEPT*	EXPENDITURE ACCOUNTS	
#	NAME	#	NAME	ACTIVITY CODE	OBJECT COD

**departments are not applicable to all funds and accounts*
**accounts may be created during the year as needed*

1000.250.411050.140.000 EMPLOYER CONTRIBUTIONS
 1000.250.411050.141.000 STATE RETIREMENT CONTRIBUTIONS
 1000.250.411050.200 SUPPLIES
 1000.250.411050.210.000 DEV & PERMIT REVIEW-OFFICE SUPPLIES
 1000.250.411050.220.000 OPERATING SUPPLIES
 1000.250.411050.230.000 REPAIR/MAINTENANCE
 1000.250.411050.231.000 DEV & PERMIT REVIEW-GASOLINE
 1000.250.411050.240.000 OTHER SUPPLIES
 1000.250.411050.300 PURCHASED SERVICES
 1000.250.411050.310.000 COMMUNICATIONS
 1000.250.411050.310.351 COMMUNICATIONS
 1000.250.411050.320.000 PRINTING & DUPLICATING
 1000.250.411050.330.000 PUBLICITY, SUBSCRIPTIONS & DUES
 1000.250.411050.344.000 TELEPHONE SERVICE
 1000.250.411050.350.000 PROFESSIONAL SERVICES
 1000.250.411050.360.000 REPAIR & MAINTENANCE
 1000.250.411050.370.000 DEV & PERMIT REVIEW-TRAVEL
 1000.250.411050.380.000 TRAINING
 1000.250.411050.390.000 OTHER PURCHASED SERVICES
1000.250.411071 MOUNTAIN LINE SUBSIDY
 1000.250.411071.700 GRANTS & CONTRIBUTIONS
 1000.250.411071.700.000 GRANTS & CONTRIBUTIONS
1000.250.411080 MIM MDT
 1000.250.411080.800 OTHER OBJECTS
 1000.250.411080.820.000 MIM & BIKE PED SUBSIDY
1000.250.419000 GENERAL GOV'T ONETIME EXPENDITURES
 1000.250.419000.200 SUPPLIES
 1000.250.419000.210.000 OFFICE SUPPLIES
 1000.250.419000.220.000 OPERATING SUPPLIES
 1000.250.419000.300 PURCHASED SERVICES

City of Missoula FY 2018 Expenditure Accounts

FUND	FUND	DEPT *	DEPT*	EXPENDITURE ACCOUNTS	
#	NAME	#	NAME	ACTIVITY CODE	OBJECT COD

**departments are not applicable to all funds and accounts*
**accounts may be created during the year as needed*

1000.250.419000.344.000 TELEPHONE SERVICE
1000.250.430255 BIKE-PED PROGRAM & TRAILS
 1000.250.430255.800 OTHER OBJECTS
 1000.250.430255.820.000 TRANSFERS TO BIKE-PED SUBSIDY
1000.250.431400 ENGINEERING
 1000.250.431400.100 PERSONAL SERVICES
 1000.250.431400.110.000 ENGINEERING/SALARIES AND WAGES
 1000.250.431400.120.000 OVERTIME
 1000.250.431400.140.000 EMPLOYER CONTRIBUTIONS
 1000.250.431400.141.000 STATE RETIREMENT CONTRIBUTIONS
 1000.250.431400.200 SUPPLIES
 1000.250.431400.210.000 ENGINEERING-OFFICE SUPPLIES
 1000.250.431400.220.000 OPERATING SUPPLIES
 1000.250.431400.230.000 REPAIR/MAINTENANCE
 1000.250.431400.231.000 ENGINEERING-GASOLINE
 1000.250.431400.240.000 OTHER SUPPLIES
 1000.250.431400.300 PURCHASED SERVICES
 1000.250.431400.310.000 COMMUNICATIONS
 1000.250.431400.310.351 COMMUNICATIONS
 1000.250.431400.320.000 PRINTING & DUPLICATING
 1000.250.431400.330.000 PUBLICITY, SUBSCRIPTIONS & DUES
 1000.250.431400.344.000 TELEPHONE SERVICE
 1000.250.431400.350.000 PROFESSIONAL SERVICES
 1000.250.431400.360.000 ENGINEERING-REPAIR & MAINTENANCE
 1000.250.431400.370.000 ENGINEERING-TRAVEL
 1000.250.431400.380.000 TRAINING
 1000.250.431400.390.000 OTHER PURCHASED SERVICES
 1000.250.431400.900 CAPITAL OUTLAY
1000.250.439000 PUBLIC WORKS ONETIME EXPENSES
 1000.250.439000.200 SUPPLIES

City of Missoula FY 2018 Expenditure Accounts

FUND	FUND	DEPT *	DEPT *	EXPENDITURE ACCOUNTS	
#	NAME	#	NAME	ACTIVITY CODE	OBJECT COD

**departments are not applicable to all funds and accounts*
**accounts may be created during the year as needed*

1000.250.439000.210.000 OFFICE SUPPLIES
 1000.250.439000.220.000 OPERATING SUPPLIES
 1000.250.439000.300 PURCHASED SERVICES
 1000.250.439000.344.000 TELEPHONE SERVICE
1000.250.460460 HISTORIC PRESERVATION
 1000.250.460460.800 OTHER OBJECTS
 1000.250.460460.820.000 HISTORIC PRESERVATION SUBSIDY
1000.250.510110 MERCHANT SERVICES
 1000.250.510110.500 FIXED CHARGES

255 HOUSING & COMMUNITY DEVELOPMENT

1000.255.411850 ECONOMIC DEVELOPMENT
 1000.255.411850.700 GRANTS & CONTRIBUTIONS
 1000.255.411850.700.000 ECONOMIC PARTNERSHIP CONTRIBUTION
1000.255.440191 PARTNERSHIP HEALTH
 1000.255.440191.700 GRANTS & CONTRIBUTIONS
 1000.255.440191.700.000 PARTNERSHIP HEALTH CONTRIBUTION
1000.255.450131 GENERAL ASSISTANCE
 1000.255.450131.100 PERSONAL SERVICES
 1000.255.450131.110.000 SALARIES AND WAGES
 1000.255.450131.140.000 EMPLOYER CONTRIBUTIONS
 1000.255.450131.141.000 STATE RETIREMENT CONTRIBUTIONS
 1000.255.450131.200 SUPPLIES
 1000.255.450131.210.000 OFFICE SUPPLIES
 1000.255.450131.700 GRANTS & CONTRIBUTIONS
 1000.255.450131.700.000 REACHING HOME - 10 YR PLAN END HOMLESS
1000.255.460300 OTHER COMMUNITY EVENTS
 1000.255.460300.700 GRANTS & CONTRIBUTIONS
 1000.255.460300.700.000 CULTURAL COUNCIL/GRANTS & CONTRIBUTIONS
1000.255.460453 BANDS
 1000.255.460453.700 GRANTS & CONTRIBUTIONS

City of Missoula FY 2018 Expenditure Accounts

FUND	FUND	DEPT *	DEPT *	EXPENDITURE ACCOUNTS	
#	NAME	#	NAME	ACTIVITY CODE	OBJECT COD

**departments are not applicable to all funds and accounts*
**accounts may be created during the year as needed*

1000.255.460453.700.000 INTL CHORAL FESTIVAL

1000.255.470210 ADMINISTRATION

1000.255.470210.100 PERSONAL SERVICES

1000.255.470210.110.000 SALARIES AND WAGES

1000.255.470210.140.000 EMPLOYER CONTRIBUTIONS

1000.255.470210.141.000 STATE RETIREMENT CONTRIBUTIONS

1000.255.470210.200 SUPPLIES

1000.255.470210.210.000 OFFICE SUPPLIES

1000.255.470210.220.000 OPERATING SUPPLIES

1000.255.470210.300 PURCHASED SERVICES

1000.255.470210.310.000 COMMUNICATIONS

1000.255.470210.320.000 PRINTING & DUPLICATING

1000.255.470210.330.000 PUBLICITY, SUBSCRIPTIONS & DUES

1000.255.470210.344.000 TELEPHONE SERVICE

1000.255.470210.350.000 PROFESSIONAL SERVICES

1000.255.470210.360.000 REPAIR & MAINTENANCE

1000.255.470210.370.000 TRAVEL

1000.255.470210.380.000 TRAINING

1000.255.470210.390.000 OTHER PURCHASED SERVICES

1000.255.470210.500 FIXED CHARGES

1000.255.470210.500.000 FIXED CHARGES

1000.255.470210.530.000 RENT

1000.255.470210.700 GRANTS & CONTRIBUTIONS

1000.255.470210.900 CAPITAL OUTLAY

1000.255.470210.940.000 MACHINERY & EQUIPMENT

270 CITY ATTORNEY

1000.270.410360 ALTERNATIVE DISPUTE RESOLUTION

1000.270.410360.700 GRANTS & CONTRIBUTIONS

1000.270.410360.700.000 ALTERNATIVE DISPUTE RESOLUTION

1000.270.410371 SEXUAL ASSAULT PREVENTION CAMPAIGN

City of Missoula FY 2018 Expenditure Accounts

FUND	FUND	DEPT *	DEPT*	EXPENDITURE ACCOUNTS	
#	NAME	#	NAME	ACTIVITY CODE	OBJECT COD

**departments are not applicable to all funds and accounts*
**accounts may be created during the year as needed*

1000.270.410371.700 GRANTS & CONTRIBUTIONS
 1000.270.410371.700.000 SEXUAL ASSUAL PREVENTION CAMPAIGN
1000.270.411115 VICTIM SERVICES
 1000.270.411115.100 PERSONAL SERVICES
 1000.270.411115.110.000 SALARIES AND WAGES
 1000.270.411115.140.000 EMPLOYER CONTRIBUTIONS
 1000.270.411115.141.000 STATE RETIREMENT CONTRIBUTIONS
 1000.270.411115.300 PURCHASED SERVICES
 1000.270.411115.330.000 PUBLICITY, SUBSCRIPTIONS & DUES
 1000.270.411115.360.000 REPAIR & MAINTENANCE
 1000.270.411115.370.000 TRAVEL
 1000.270.411115.900 CAPITAL OUTLAY
 1000.270.411115.940.000 MACHINERY & EQUIPMENT
1000.270.411120 ADMINISTRATION & CIVIL LAW
 1000.270.411120.100 PERSONAL SERVICES
 1000.270.411120.110.000 SALARIES AND WAGES
 1000.270.411120.120.000 OVERTIME
 1000.270.411120.140.000 EMPLOYER CONTRIBUTIONS
 1000.270.411120.141.000 STATE RETIREMENT CONTRIBUTIONS
 1000.270.411120.200 SUPPLIES
 1000.270.411120.210.000 OFFICE SUPPLIES
 1000.270.411120.220.000 OPERATING SUPPLIES
 1000.270.411120.231.000 GASOLINE
 1000.270.411120.300 PURCHASED SERVICES
 1000.270.411120.310.000 COMMUNICATIONS
 1000.270.411120.320.000 PRINTING & DUPLICATING
 1000.270.411120.330.000 PUBLICITY, SUBSCRIPTIONS & DUES
 1000.270.411120.344.000 TELEPHONE SERVICE
 1000.270.411120.350.000 PROFESSIONAL SERVICES
 1000.270.411120.360.000 REPAIR & MAINTENANCE

City of Missoula FY 2018 Expenditure Accounts

FUND	FUND	DEPT *	DEPT *	EXPENDITURE ACCOUNTS	
#	NAME	#	NAME	ACTIVITY CODE	OBJECT COD

**departments are not applicable to all funds and accounts*
**accounts may be created during the year as needed*

1000.270.411120.370.000 TRAVEL
 1000.270.411120.380.000 TRAINING
 1000.270.411120.800 OTHER OBJECTS
 1000.270.411120.900 CAPITAL OUTLAY
1000.270.411125 CRIMINAL LAW
 1000.270.411125.100 PERSONAL SERVICES
 1000.270.411125.110.000 SALARIES AND WAGES
 1000.270.411125.120.000 OVERTIME
 1000.270.411125.140.000 EMPLOYER CONTRIBUTIONS
 1000.270.411125.141.000 STATE RETIREMENT CONTRIBUTIONS
 1000.270.411125.200 SUPPLIES
 1000.270.411125.210.000 OFFICE SUPPLIES
 1000.270.411125.220.000 OPERATING SUPPLIES
 1000.270.411125.231.000 GASOLINE
 1000.270.411125.300 PURCHASED SERVICES
 1000.270.411125.310.000 COMMUNICATIONS
 1000.270.411125.320.000 PRINTING & DUPLICATING
 1000.270.411125.330.000 PUBLICITY, SUBSCRIPTIONS & DUES
 1000.270.411125.344.000 TELEPHONE SERVICE
 1000.270.411125.350.000 PROFESSIONAL SERVICES
 1000.270.411125.360.000 REPAIR & MAINTENANCE
 1000.270.411125.370.000 TRAVEL
 1000.270.411125.380.000 TRAINING
 1000.270.411125.500 FIXED CHARGES
 1000.270.411125.900 CAPITAL OUTLAY

280 PUBLIC WORKS OPERATIONS

1000.280.230270 * Title Not Found *****
 1000.280.230270.100 PERSONAL SERVICES
1000.280.430100 PUBLIC WORKS ADMINISTRATION
 1000.280.430100.100 PERSONAL SERVICES

City of Missoula FY 2018 Expenditure Accounts

FUND	FUND	DEPT *	DEPT*	EXPENDITURE ACCOUNTS	
#	NAME	#	NAME	ACTIVITY CODE	OBJECT COD

**departments are not applicable to all funds and accounts*
**accounts may be created during the year as needed*

1000.280.430100.110.000 SALARIES AND WAGES
 1000.280.430100.130.000 OTHER
 1000.280.430100.140.000 EMPLOYER CONTRIBUTIONS
 1000.280.430100.141.000 STATE RETIREMENT CONTRIBUTIONS
 1000.280.430100.200 SUPPLIES
 1000.280.430100.210.000 OFFICE SUPPLIES
 1000.280.430100.230.000 REPAIR/MAINTENANCE
 1000.280.430100.231.000 GASOLINE
 1000.280.430100.300 PURCHASED SERVICES
 1000.280.430100.310.000 COMMUNICATIONS
 1000.280.430100.320.000 PRINTING & DUPLICATING
 1000.280.430100.330.000 PUBLICITY, SUBSCRIPTIONS & DUES
 1000.280.430100.344.000 TELEPHONE SERVICE
 1000.280.430100.344.391 TELEPHONE SERVICE
 1000.280.430100.344.395 TELEPHONE SERVICE
 1000.280.430100.360.000 REPAIR & MAINTENANCE
 1000.280.430100.370.000 TRAVEL
 1000.280.430100.380.000 TRAINING
 1000.280.430100.500 FIXED CHARGES
 1000.280.430100.800 OTHER OBJECTS
1000.280.430250 REIMBURSABLE SERVICES
 1000.280.430250.200 SUPPLIES
 1000.280.430250.230.000 REPAIR/MAINTENANCE
 1000.280.430250.300 PURCHASED SERVICES
 1000.280.430250.360.000 REPAIR & MAINTENANCE
 1000.280.430250.360.300 REPAIR & MAINTENANCE
1000.280.430263 STREET LIGHTING
 1000.280.430263.100 PERSONAL SERVICES
 1000.280.430263.110.000 SALARIES AND WAGES
 1000.280.430263.120.000 OVERTIME

City of Missoula FY 2018 Expenditure Accounts

FUND	FUND	DEPT *	DEPT*	EXPENDITURE ACCOUNTS	
#	NAME	#	NAME	ACTIVITY CODE	OBJECT COD

**departments are not applicable to all funds and accounts*
**accounts may be created during the year as needed*

1000.280.430263.140.000 EMPLOYER CONTRIBUTIONS
 1000.280.430263.141.000 STATE RETIREMENT CONTRIBUTIONS
 1000.280.430263.300 PURCHASED SERVICES
 1000.280.430263.341.000 ELECTRICITY & NATURAL GAS
1000.280.430264 TRAFFIC SIGNAL MAINTENANCE
 1000.280.430264.100 PERSONAL SERVICES
 1000.280.430264.110.000 SALARIES AND WAGES
 1000.280.430264.120.000 OVERTIME
 1000.280.430264.140.000 EMPLOYER CONTRIBUTIONS
 1000.280.430264.141.000 STATE RETIREMENT CONTRIBUTIONS
 1000.280.430264.200 SUPPLIES
 1000.280.430264.210.000 OFFICE SUPPLIES
 1000.280.430264.220.000 OPERATING SUPPLIES
 1000.280.430264.220.311 OPERATING SUPPLIES
 1000.280.430264.230.000 REPAIR/MAINTENANCE
 1000.280.430264.230.321 REPAIR/MAINTENANCE~VEHICLE PARTS
 1000.280.430264.231.000 GASOLINE
 1000.280.430264.240.000 OTHER SUPPLIES
 1000.280.430264.300 PURCHASED SERVICES
 1000.280.430264.341.000 ELECTRICITY & NATURAL GAS
 1000.280.430264.350.000 PROFESSIONAL SERVICES
 1000.280.430264.360.000 REPAIR & MAINTENANCE
 1000.280.430264.370.000 TRAVEL
 1000.280.430264.380.000 TRAINING
1000.280.430265 SIGNING & STRIPING
 1000.280.430265.100 PERSONAL SERVICES
 1000.280.430265.110.000 SALARIES AND WAGES
 1000.280.430265.120.000 OVERTIME
 1000.280.430265.130.000 OTHER
 1000.280.430265.140.000 EMPLOYER CONTRIBUTIONS

City of Missoula FY 2018 Expenditure Accounts

FUND	FUND	DEPT *	DEPT*	EXPENDITURE ACCOUNTS	
#	NAME	#	NAME	ACTIVITY CODE	OBJECT COD

**departments are not applicable to all funds and accounts*
**accounts may be created during the year as needed*

1000.280.430265.141.000 STATE RETIREMENT CONTRIBUTIONS
 1000.280.430265.200 SUPPLIES
 1000.280.430265.210.000 OFFICE SUPPLIES
 1000.280.430265.220.000 OPERATING SUPPLIES
 1000.280.430265.220.311 OPERATING SUPPLIES~CLOTHING ALLOW
 1000.280.430265.230.000 REPAIR/MAINTENANCE
 1000.280.430265.231.000 GASOLINE
 1000.280.430265.240.000 OTHER SUPPLIES
 1000.280.430265.300 PURCHASED SERVICES
 1000.280.430265.344.000 TELEPHONE SERVICE
 1000.280.430265.344.399 TELEPHONE SERVICE
 1000.280.430265.345.000 GARBAGE
 1000.280.430265.350.000 PROFESSIONAL SERVICES
 1000.280.430265.360.000 REPAIR & MAINTENANCE
 1000.280.430265.370.000 TRAVEL
 1000.280.430265.380.000 TRAINING
 1000.280.430265.900 CAPITAL OUTLAY
1000.280.430270 COMMUNICATIONS
 1000.280.430270.100 PERSONAL SERVICES
 1000.280.430270.110.000 SALARIES AND WAGES
 1000.280.430270.120.000 OVERTIME
 1000.280.430270.140.000 EMPLOYER CONTRIBUTIONS
 1000.280.430270.141.000 STATE RETIREMENT CONTRIBUTIONS
 1000.280.430270.200 SUPPLIES
 1000.280.430270.210.000 OFFICE SUPPLIES
 1000.280.430270.230.000 REPAIR/MAINTENANCE
 1000.280.430270.231.000 GASOLINE
 1000.280.430270.300 PURCHASED SERVICES
 1000.280.430270.330.000 PUBLICITY, SUBSCRIPTIONS & DUES
 1000.280.430270.341.000 ELECTRICITY & NATURAL GAS

City of Missoula FY 2018 Expenditure Accounts

FUND	FUND	DEPT *	DEPT *	EXPENDITURE ACCOUNTS	
#	NAME	#	NAME	ACTIVITY CODE	OBJECT COD

**departments are not applicable to all funds and accounts*
**accounts may be created during the year as needed*

1000.280.430270.344.000 TELEPHONE SERVICE
 1000.280.430270.344.400 TELEPHONE SERVICE
 1000.280.430270.350.000 PROFESSIONAL SERVICES
 1000.280.430270.360.000 REPAIR & MAINTENANCE

290 POLICE

1000.290.420110 ADMINISTRATION

1000.290.420110.100 PERSONAL SERVICES
 1000.290.420110.110.000 SALARIES AND WAGES
 1000.290.420110.115.000 SALARIES/HEALTH INSURANCE BENEFIT
 1000.290.420110.120.000 OVERTIME
 1000.290.420110.121.000 OUTSIDE HIRE OVERTIME
 1000.290.420110.123.000 CELL PHONE OVERTIME
 1000.290.420110.130.000 OTHER
 1000.290.420110.133.000 EDUCATION COMPENSATION
 1000.290.420110.140.000 EMPLOYER CONTRIBUTIONS
 1000.290.420110.141.000 STATE RETIREMENT CONTRIBUTIONS
 1000.290.420110.200 SUPPLIES
 1000.290.420110.210.000 OFFICE SUPPLIES
 1000.290.420110.220.000 OPERATING SUPPLIES
 1000.290.420110.230.000 REPAIR/MAINTENANCE
 1000.290.420110.231.000 GASOLINE
 1000.290.420110.300 PURCHASED SERVICES
 1000.290.420110.310.000 COMMUNICATIONS
 1000.290.420110.320.000 PRINTING & DUPLICATING
 1000.290.420110.330.000 PUBLICITY, SUBSCRIPTIONS & DUES
 1000.290.420110.344.000 TELEPHONE SERVICE
 1000.290.420110.350.000 PROFESSIONAL SERVICES
 1000.290.420110.360.000 REPAIR & MAINTENANCE
 1000.290.420110.392.000 DONATIONS AND SALES
 1000.290.420110.500 FIXED CHARGES

City of Missoula FY 2018 Expenditure Accounts

FUND	FUND	DEPT *	DEPT*	EXPENDITURE ACCOUNTS	
#	NAME	#	NAME	ACTIVITY CODE	OBJECT COD

**departments are not applicable to all funds and accounts*
**accounts may be created during the year as needed*

1000.290.420110.500.000 FIXED CHARGES
 1000.290.420110.530.000 RENT
 1000.290.420110.700 GRANTS & CONTRIBUTIONS
 1000.290.420110.700.000 GRANTS & CONTRIBUTIONS
 1000.290.420110.800 OTHER OBJECTS
 1000.290.420110.820.000 TRANSFERS TO LAW ENFORCEMENT BLOCK GRANT
 1000.290.420110.900 CAPITAL OUTLAY
 1000.290.420110.940.000 MACHINERY & EQUIPMENT
1000.290.420130 PERSONNEL TRAINING
 1000.290.420130.100 PERSONAL SERVICES
 1000.290.420130.110.000 SALARIES AND WAGES
 1000.290.420130.115.000 SALARIES/HEALTH INSURANCE BENEFIT
 1000.290.420130.120.000 OVERTIME
 1000.290.420130.130.000 OTHER
 1000.290.420130.133.000 EDUCATION COMPENSATION
 1000.290.420130.140.000 EMPLOYER CONTRIBUTIONS
 1000.290.420130.141.000 STATE RETIREMENT CONTRIBUTIONS
 1000.290.420130.200 SUPPLIES
 1000.290.420130.210.000 OFFICE SUPPLIES
 1000.290.420130.220.000 OPERATING SUPPLIES
 1000.290.420130.300 PURCHASED SERVICES
 1000.290.420130.320.000 PRINTING & DUPLICATING
 1000.290.420130.360.000 REPAIR & MAINTENANCE
 1000.290.420130.370.000 TRAVEL
 1000.290.420130.380.000 TRAINING
 1000.290.420130.390.000 OTHER PURCHASED SERVICES
 1000.290.420130.390.031 MISC TRAINING/TRAVEL EXPENSES
1000.290.420141 CRIMINAL INVESTIGATION
 1000.290.420141.100 PERSONAL SERVICES
 1000.290.420141.110.000 SALARIES AND WAGES

City of Missoula FY 2018 Expenditure Accounts

FUND	FUND	DEPT *	DEPT*	EXPENDITURE ACCOUNTS	
#	NAME	#	NAME	ACTIVITY CODE	OBJECT COD

**departments are not applicable to all funds and accounts*
**accounts may be created during the year as needed*

1000.290.420141.115.000 SALARIES/HEALTH INSURANCE BENEFIT
 1000.290.420141.120.000 OVERTIME
 1000.290.420141.122.000 COURT OVERTIME
 1000.290.420141.130.000 OTHER
 1000.290.420141.133.000 EDUCATION COMPENSATION
 1000.290.420141.140.000 EMPLOYER CONTRIBUTIONS
 1000.290.420141.141.000 STATE RETIREMENT CONTRIBUTIONS
 1000.290.420141.200 SUPPLIES
 1000.290.420141.210.000 OFFICE SUPPLIES
 1000.290.420141.220.000 OPERATING SUPPLIES
 1000.290.420141.230.000 REPAIR/MAINTENANCE
 1000.290.420141.231.000 GASOLINE
 1000.290.420141.300 PURCHASED SERVICES
 1000.290.420141.310.000 COMMUNICATIONS
 1000.290.420141.320.000 PRINTING & DUPLICATING
 1000.290.420141.350.000 PROFESSIONAL SERVICES
 1000.290.420141.360.000 REPAIR & MAINTENANCE
 1000.290.420141.900 CAPITAL OUTLAY
1000.290.420142 NARCOTICS
 1000.290.420142.100 PERSONAL SERVICES
 1000.290.420142.110.000 SALARIES AND WAGES
 1000.290.420142.115.000 SALARIES/HEALTH INSURANCE BENEFIT
 1000.290.420142.120.000 OVERTIME
 1000.290.420142.122.000 COURT OVERTIME
 1000.290.420142.130.000 OTHER
 1000.290.420142.133.000 EDUCATION COMPENSATION
 1000.290.420142.140.000 EMPLOYER CONTRIBUTIONS
 1000.290.420142.141.000 STATE RETIREMENT CONTRIBUTIONS
 1000.290.420142.200 SUPPLIES
 1000.290.420142.210.000 OFFICE SUPPLIES

City of Missoula FY 2018 Expenditure Accounts

FUND	FUND	DEPT *	DEPT*	EXPENDITURE ACCOUNTS	
#	NAME	#	NAME	ACTIVITY CODE	OBJECT COD

**departments are not applicable to all funds and accounts*
**accounts may be created during the year as needed*

1000.290.420142.220.000 OPERATING SUPPLIES
 1000.290.420142.230.000 REPAIR/MAINTENANCE
 1000.290.420142.231.000 GASOLINE
 1000.290.420142.300 PURCHASED SERVICES
 1000.290.420142.320.000 PRINTING & DUPLICATING
 1000.290.420142.350.000 PROFESSIONAL SERVICES
 1000.290.420142.360.000 REPAIR & MAINTENANCE
1000.290.420143 REIMBURSABLE SERVICES/COMPLIANCE CHECKS
 1000.290.420143.100 PERSONAL SERVICES
 1000.290.420143.300 PURCHASED SERVICES
1000.290.420150 TRAFFIC POLICING-UNIFORM
 1000.290.420150.100 PERSONAL SERVICES
 1000.290.420150.110.000 SALARIES AND WAGES
 1000.290.420150.115.000 SALARIES/HEALTH INSURANCE BENEFIT
 1000.290.420150.120.000 OVERTIME
 1000.290.420150.122.000 COURT OVERTIME
 1000.290.420150.130.000 OTHER
 1000.290.420150.133.000 EDUCATION COMPENSATION
 1000.290.420150.140.000 EMPLOYER CONTRIBUTIONS
 1000.290.420150.141.000 STATE RETIREMENT CONTRIBUTIONS
 1000.290.420150.200 SUPPLIES
 1000.290.420150.210.000 OFFICE SUPPLIES
 1000.290.420150.220.000 OPERATING SUPPLIES
 1000.290.420150.230.000 REPAIR/MAINTENANCE
 1000.290.420150.231.000 GASOLINE
 1000.290.420150.300 PURCHASED SERVICES
 1000.290.420150.320.000 PRINTING & DUPLICATING
 1000.290.420150.344.000 TELEPHONE SERVICE
 1000.290.420150.350.000 PROFESSIONAL SERVICES
 1000.290.420150.360.000 REPAIR & MAINTENANCE

City of Missoula FY 2018 Expenditure Accounts

FUND	FUND	DEPT *	DEPT*	EXPENDITURE ACCOUNTS	
#	NAME	#	NAME	ACTIVITY CODE	OBJECT COD

**departments are not applicable to all funds and accounts*
**accounts may be created during the year as needed*

1000.290.420150.900 CAPITAL OUTLAY

1000.290.420151 ACCIDENT INVESTIGATION

1000.290.420151.100 PERSONAL SERVICES

1000.290.420151.110.000 SALARIES AND WAGES

1000.290.420151.115.000 SALARIES/HEALTH INSURANCE BENEFIT

1000.290.420151.120.000 OVERTIME

1000.290.420151.122.000 COURT OVERTIME

1000.290.420151.130.000 OTHER

1000.290.420151.133.000 EDUCATION COMPENSATION

1000.290.420151.140.000 EMPLOYER CONTRIBUTIONS

1000.290.420151.141.000 STATE RETIREMENT CONTRIBUTIONS

1000.290.420151.200 SUPPLIES

1000.290.420151.210.000 OFFICE SUPPLIES

1000.290.420151.220.000 OPERATING SUPPLIES

1000.290.420151.230.000 REPAIR/MAINTENANCE

1000.290.420151.231.000 GASOLINE

1000.290.420151.300 PURCHASED SERVICES

1000.290.420151.320.000 PRINTING & DUPLICATING

1000.290.420151.350.000 PROFESSIONAL SERVICES

1000.290.420151.360.000 REPAIR & MAINTENANCE

1000.290.420151.900 CAPITAL OUTLAY

1000.290.420152 PLANS UNIT

1000.290.420152.100 PERSONAL SERVICES

1000.290.420152.110.000 SALARIES AND WAGES

1000.290.420152.115.000 SALARIES/HEALTH INSURANCE BENEFIT

1000.290.420152.120.000 OVERTIME

1000.290.420152.122.000 COURT OVERTIME

1000.290.420152.130.000 OTHER

1000.290.420152.133.000 EDUCATION COMPENSATION

1000.290.420152.140.000 EMPLOYER CONTRIBUTIONS

City of Missoula FY 2018 Expenditure Accounts

FUND	FUND	DEPT *	DEPT*	EXPENDITURE ACCOUNTS	
#	NAME	#	NAME	ACTIVITY CODE	OBJECT COD

**departments are not applicable to all funds and accounts*
**accounts may be created during the year as needed*

1000.290.420152.141.000 STATE RETIREMENT CONTRIBUTIONS

1000.290.420152.200 SUPPLIES

1000.290.420152.210.000 OFFICE SUPPLIES

1000.290.420152.220.000 OPERATING SUPPLIES

1000.290.420152.300 PURCHASED SERVICES

1000.290.420152.320.000 PRINTING & DUPLICATING

1000.290.420152.350.000 PROFESSIONAL SERVICES

1000.290.420152.360.000 REPAIR & MAINTENANCE

1000.290.420153 COMMUNITY RESOURCE

1000.290.420153.100 PERSONAL SERVICES

1000.290.420153.110.000 CRO/SALARIES AND WAGES

1000.290.420153.115.000 SALARIES/HEALTH INSURANCE BENEFIT

1000.290.420153.120.000 OVERTIME

1000.290.420153.122.000 COURT OVERTIME

1000.290.420153.130.000 OTHER

1000.290.420153.133.000 EDUCATION COMPENSATION

1000.290.420153.140.000 EMPLOYER CONTRIBUTIONS

1000.290.420153.141.000 STATE RETIREMENT CONTRIBUTIONS

1000.290.420153.200 SUPPLIES

1000.290.420153.210.000 OFFICE SUPPLIES

1000.290.420153.220.000 OPERATING SUPPLIES

1000.290.420153.230.000 REPAIR/MAINTENANCE

1000.290.420153.231.000 GASOLINE

1000.290.420153.300 PURCHASED SERVICES

1000.290.420153.320.000 PRINTING & DUPLICATING

1000.290.420153.360.000 REPAIR & MAINTENANCE

1000.290.420153.900 CAPITAL OUTLAY

1000.290.420154 ABANDONED VEHICLE PROGRAM

1000.290.420154.100 PERSONAL SERVICES

1000.290.420154.110.000 SALARIES AND WAGES

City of Missoula FY 2018 Expenditure Accounts

FUND	FUND	DEPT *	DEPT*	EXPENDITURE ACCOUNTS	
#	NAME	#	NAME	ACTIVITY CODE	OBJECT COD

**departments are not applicable to all funds and accounts*
**accounts may be created during the year as needed*

1000.290.420154.115.000 SALARIES/HEALTH INSURANCE BENEFIT
 1000.290.420154.120.000 OVERTIME
 1000.290.420154.140.000 EMPLOYER CONTRIBUTIONS
 1000.290.420154.141.000 STATE RETIREMENT CONTRIBUTIONS
 1000.290.420154.200 SUPPLIES
 1000.290.420154.210.000 OFFICE SUPPLIES
 1000.290.420154.220.000 OPERATING SUPPLIES
 1000.290.420154.300 PURCHASED SERVICES
 1000.290.420154.310.000 COMMUNICATIONS
 1000.290.420154.320.000 PRINTING & DUPLICATING
 1000.290.420154.330.000 PUBLICITY, SUBSCRIPTIONS & DUES
 1000.290.420154.350.000 PROFESSIONAL SERVICES
 1000.290.420154.350.011 PROFESSIONAL SERVICES
 1000.290.420154.350.012 PROFESSIONAL SERVICES
1000.290.420160 COMMUNICATIONS
 1000.290.420160.100 PERSONAL SERVICES
 1000.290.420160.110.000 SALARIES AND WAGES
 1000.290.420160.115.000 SALARIES/HEALTH INSURANCE BENEFIT
 1000.290.420160.120.000 OVERTIME
 1000.290.420160.140.000 EMPLOYER CONTRIBUTIONS
 1000.290.420160.141.000 STATE RETIREMENT CONTRIBUTIONS
 1000.290.420160.200 SUPPLIES
 1000.290.420160.210.000 OFFICE SUPPLIES
 1000.290.420160.220.000 OPERATING SUPPLIES
 1000.290.420160.300 PURCHASED SERVICES
 1000.290.420160.310.000 COMMUNICATIONS
 1000.290.420160.320.000 PRINTING & DUPLICATING
1000.290.420170 RECORDS
 1000.290.420170.100 PERSONAL SERVICES
 1000.290.420170.110.000 SALARIES AND WAGES

City of Missoula FY 2018 Expenditure Accounts

FUND	FUND	DEPT *	DEPT*	EXPENDITURE ACCOUNTS	
#	NAME	#	NAME	ACTIVITY CODE	OBJECT COD

**departments are not applicable to all funds and accounts*
**accounts may be created during the year as needed*

1000.290.420170.115.000 SALARIES/HEALTH INSURANCE BENEFIT

1000.290.420170.120.000 OVERTIME

1000.290.420170.140.000 EMPLOYER CONTRIBUTIONS

1000.290.420170.141.000 STATE RETIREMENT CONTRIBUTIONS

1000.290.420170.200 SUPPLIES

1000.290.420170.210.000 OFFICE SUPPLIES

1000.290.420170.220.000 OPERATING SUPPLIES

1000.290.420170.300 PURCHASED SERVICES

1000.290.420170.500 FIXED CHARGES

1000.290.420170.900 CAPITAL OUTLAY

1000.290.420182 EVIDENCE

1000.290.420182.100 PERSONAL SERVICES

1000.290.420182.110.000 SALARIES AND WAGES

1000.290.420182.115.000 SALARIES/HEALTH INSURANCE BENEFIT

1000.290.420182.120.000 OVERTIME

1000.290.420182.140.000 EMPLOYER CONTRIBUTIONS

1000.290.420182.141.000 STATE RETIREMENT CONTRIBUTIONS

1000.290.420182.200 SUPPLIES

1000.290.420182.210.000 OFFICE SUPPLIES

1000.290.420182.220.000 OPERATING SUPPLIES

1000.290.420182.230.000 REPAIR/MAINTENANCE

1000.290.420182.231.000 GASOLINE

1000.290.420182.300 PURCHASED SERVICES

1000.290.420182.310.000 COMMUNICATIONS

1000.290.420182.320.000 PRINTING & DUPLICATING

1000.290.420182.350.000 PROFESSIONAL SERVICES

1000.290.420182.360.000 REPAIR & MAINTENANCE

1000.290.420182.500 FIXED CHARGES

1000.290.420185 SPECIAL TEAMS

1000.290.420185.100 PERSONAL SERVICES

City of Missoula FY 2018 Expenditure Accounts

FUND	FUND	DEPT *	DEPT*	EXPENDITURE ACCOUNTS	
#	NAME	#	NAME	ACTIVITY CODE	OBJECT COD

**departments are not applicable to all funds and accounts*
**accounts may be created during the year as needed*

1000.290.420185.200 SUPPLIES
 1000.290.420185.220.000 OPERATING SUPPLIES
 1000.290.420185.230.000 REPAIR/MAINTENANCE
 1000.290.420185.231.000 GASOLINE
 1000.290.420185.300 PURCHASED SERVICES
 1000.290.420185.350.000 PROFESSIONAL SERVICES
 1000.290.420185.360.000 REPAIR & MAINTENANCE

300 FIRE

1000.300.420410 ADMINISTRATION

1000.300.420410.100 PERSONAL SERVICES
 1000.300.420410.110.000 SALARIES AND WAGES
 1000.300.420410.115.000 SALARIES/HEALTH INSURANCE BENEFIT
 1000.300.420410.140.000 EMPLOYER CONTRIBUTIONS
 1000.300.420410.141.000 STATE RETIREMENT CONTRIBUTIONS
 1000.300.420410.200 SUPPLIES
 1000.300.420410.210.000 OFFICE SUPPLIES
 1000.300.420410.220.000 OPERATING SUPPLIES
 1000.300.420410.230.000 REPAIR/MAINTENANCE
 1000.300.420410.240.000 OTHER SUPPLIES
 1000.300.420410.300 PURCHASED SERVICES
 1000.300.420410.310.000 COMMUNICATIONS
 1000.300.420410.320.000 PRINTING & DUPLICATING
 1000.300.420410.330.000 PUBLICITY, SUBSCRIPTIONS & DUES
 1000.300.420410.350.000 PROFESSIONAL SERVICES
 1000.300.420410.360.000 REPAIR & MAINTENANCE
 1000.300.420410.370.000 TRAVEL
 1000.300.420410.380.000 TRAINING
 1000.300.420410.700 GRANTS & CONTRIBUTIONS
 1000.300.420410.700.000 GRANTS & CONTRIBUTIONS
 1000.300.420410.800 OTHER OBJECTS

City of Missoula FY 2018 Expenditure Accounts

FUND	FUND	DEPT *	DEPT *	EXPENDITURE ACCOUNTS	
#	NAME	#	NAME	ACTIVITY CODE	OBJECT COD

**departments are not applicable to all funds and accounts*
**accounts may be created during the year as needed*

1000.300.420420 FACILITY

1000.300.420420.100 PERSONAL SERVICES
 1000.300.420420.200 SUPPLIES
 1000.300.420420.210.000 OFFICE SUPPLIES
 1000.300.420420.220.000 OPERATING SUPPLIES
 1000.300.420420.230.000 REPAIR/MAINTENANCE
 1000.300.420420.300 PURCHASED SERVICES
 1000.300.420420.340.000 SEWER
 1000.300.420420.341.000 ELECTRICITY & NATURAL GAS
 1000.300.420420.343.000 WATER CHARGES
 1000.300.420420.344.000 TELEPHONE SERVICE
 1000.300.420420.345.000 GARBAGE
 1000.300.420420.360.000 REPAIR & MAINTENANCE
 1000.300.420420.500 FIXED CHARGES
 1000.300.420420.500.000 FIXED CHARGES

1000.300.420430 PERSONNEL TRAINING

1000.300.420430.100 PERSONAL SERVICES
 1000.300.420430.110.000 SALARIES AND WAGES
 1000.300.420430.115.000 SALARIES/HEALTH INSURANCE BENEFIT
 1000.300.420430.120.000 OVERTIME
 1000.300.420430.140.000 EMPLOYER CONTRIBUTIONS
 1000.300.420430.141.000 STATE RETIREMENT CONTRIBUTIONS
 1000.300.420430.200 SUPPLIES
 1000.300.420430.210.000 OFFICE SUPPLIES
 1000.300.420430.220.000 OPERATING SUPPLIES
 1000.300.420430.230.000 REPAIR/MAINTENANCE
 1000.300.420430.300 PURCHASED SERVICES
 1000.300.420430.320.000 PRINTING & DUPLICATING
 1000.300.420430.330.000 PUBLICITY, SUBSCRIPTIONS & DUES
 1000.300.420430.370.000 TRAVEL

City of Missoula FY 2018 Expenditure Accounts

FUND	FUND	DEPT *	DEPT*	EXPENDITURE ACCOUNTS	
#	NAME	#	NAME	ACTIVITY CODE	OBJECT COD

**departments are not applicable to all funds and accounts*
**accounts may be created during the year as needed*

1000.300.420430.380.000 TRAINING

1000.300.420440 FIRE PREVENTION

1000.300.420440.100 PERSONAL SERVICES

1000.300.420440.110.000 SALARIES AND WAGES

1000.300.420440.115.000 SALARIES/HEALTH INSURANCE BENEFIT

1000.300.420440.120.000 OVERTIME

1000.300.420440.140.000 EMPLOYER CONTRIBUTIONS

1000.300.420440.141.000 STATE RETIREMENT CONTRIBUTIONS

1000.300.420440.200 SUPPLIES

1000.300.420440.210.000 OFFICE SUPPLIES

1000.300.420440.220.000 OPERATING SUPPLIES

1000.300.420440.230.000 REPAIR/MAINTENANCE

1000.300.420440.300 PURCHASED SERVICES

1000.300.420440.320.000 PRINTING & DUPLICATING

1000.300.420440.330.000 PUBLICITY, SUBSCRIPTIONS & DUES

1000.300.420440.370.000 TRAVEL

1000.300.420440.380.000 TRAINING

1000.300.420450 FIRE GRANTS

1000.300.420450.300 PURCHASED SERVICES

1000.300.420455 EMS

1000.300.420455.100 PERSONAL SERVICES

1000.300.420455.110.000 SALARIES AND WAGES

1000.300.420455.115.000 SALARIES/HEALTH INSURANCE BENEFIT

1000.300.420455.120.000 OVERTIME

1000.300.420455.140.000 EMPLOYER CONTRIBUTIONS

1000.300.420455.141.000 STATE RETIREMENT CONTRIBUTIONS

1000.300.420455.200 SUPPLIES

1000.300.420455.220.000 OPERATING SUPPLIES

1000.300.420455.230.000 REPAIR/MAINTENANCE

1000.300.420455.300 PURCHASED SERVICES

City of Missoula FY 2018 Expenditure Accounts

FUND	FUND	DEPT *	DEPT*	EXPENDITURE ACCOUNTS	
#	NAME	#	NAME	ACTIVITY CODE	OBJECT COD

**departments are not applicable to all funds and accounts*
**accounts may be created during the year as needed*

1000.300.420455.330.000 PUBLICITY, SUBSCRIPTIONS & DUES
 1000.300.420455.350.000 PROFESSIONAL SERVICES
 1000.300.420455.360.000 REPAIR & MAINTENANCE
 1000.300.420455.370.000 TRAVEL
 1000.300.420455.380.000 TRAINING
 1000.300.420455.390.000 OTHER PURCHASED SERVICES
1000.300.420460 OPERATIONS
 1000.300.420460.100 PERSONAL SERVICES
 1000.300.420460.110.000 SALARIES AND WAGES
 1000.300.420460.115.000 SALARIES/HEALTH INSURANCE BENEFIT
 1000.300.420460.120.000 OVERTIME
 1000.300.420460.130.000 OTHER
 1000.300.420460.140.000 EMPLOYER CONTRIBUTIONS
 1000.300.420460.141.000 STATE RETIREMENT CONTRIBUTIONS
 1000.300.420460.200 SUPPLIES
 1000.300.420460.220.000 OPERATING SUPPLIES
 1000.300.420460.230.000 REPAIR/MAINTENANCE
 1000.300.420460.231.000 GASOLINE
 1000.300.420460.300 PURCHASED SERVICES
 1000.300.420460.320.000 PRINTING & DUPLICATING
 1000.300.420460.330.000 PUBLICITY, SUBSCRIPTIONS & DUES
 1000.300.420460.350.000 PROFESSIONAL SERVICES
 1000.300.420460.360.000 REPAIR & MAINTENANCE
 1000.300.420460.370.000 TRAVEL
 1000.300.420460.380.000 TRAINING
 1000.300.420460.390.000 OTHER PURCHASED SERVICES
 1000.300.420460.900 CAPITAL OUTLAY
 1000.300.420460.940.000 MACHINERY & EQUIPMENT
1000.300.420490 MAINTENANCE
 1000.300.420490.100 PERSONAL SERVICES

City of Missoula FY 2018 Expenditure Accounts

FUND	FUND	DEPT *	DEPT *	EXPENDITURE ACCOUNTS	
#	NAME	#	NAME	ACTIVITY CODE	OBJECT COD

**departments are not applicable to all funds and accounts*
**accounts may be created during the year as needed*

1000.300.420490.110.000 SALARIES AND WAGES
 1000.300.420490.115.000 SALARIES/HEALTH INSURANCE BENEFIT
 1000.300.420490.120.000 OVERTIME
 1000.300.420490.140.000 EMPLOYER CONTRIBUTIONS
 1000.300.420490.141.000 STATE RETIREMENT CONTRIBUTIONS
 1000.300.420490.200 SUPPLIES
 1000.300.420490.210.000 OFFICE SUPPLIES
 1000.300.420490.230.000 REPAIR/MAINTENANCE
 1000.300.420490.300 PURCHASED SERVICES
 1000.300.420490.330.000 PUBLICITY, SUBSCRIPTIONS & DUES
 1000.300.420490.360.000 REPAIR & MAINTENANCE
 1000.300.420490.370.000 TRAVEL
 1000.300.420490.380.000 TRAINING
1000.300.429000 PUBLIC SAFETY ONETIME EXPENSES
 1000.300.429000.300 PURCHASED SERVICES
 1000.300.429000.370.000 TRAVEL
 1000.300.429000.380.000 TRAINING

320 STREET MAINTENANCE

1000.320.420460 OPERATIONS
 1000.320.420460.100 PERSONAL SERVICES
1000.320.430210 ADMINISTRATION
 1000.320.430210.100 PERSONAL SERVICES
 1000.320.430210.110.000 SALARIES AND WAGES
 1000.320.430210.120.000 OVERTIME
 1000.320.430210.130.000 OTHER
 1000.320.430210.140.000 EMPLOYER CONTRIBUTIONS
 1000.320.430210.141.000 STATE RETIREMENT CONTRIBUTIONS
 1000.320.430210.200 SUPPLIES
 1000.320.430210.210.000 OFFICE SUPPLIES
 1000.320.430210.220.000 OPERATING SUPPLIES

City of Missoula FY 2018 Expenditure Accounts

FUND	FUND	DEPT *	DEPT*	EXPENDITURE ACCOUNTS	
#	NAME	#	NAME	ACTIVITY CODE	OBJECT COD

**departments are not applicable to all funds and accounts*
**accounts may be created during the year as needed*

1000.320.430210.300 PURCHASED SERVICES
 1000.320.430210.310.000 COMMUNICATIONS
 1000.320.430210.320.000 PRINTING & DUPLICATING
 1000.320.430210.330.000 PUBLICITY, SUBSCRIPTIONS & DUES
 1000.320.430210.370.000 TRAVEL
 1000.320.430210.380.000 TRAINING
 1000.320.430210.900 CAPITAL OUTLAY
1000.320.430220 FACILITY
 1000.320.430220.100 PERSONAL SERVICES
 1000.320.430220.110.000 SALARIES AND WAGES
 1000.320.430220.120.000 OVERTIME
 1000.320.430220.130.000 OTHER
 1000.320.430220.140.000 EMPLOYER CONTRIBUTIONS
 1000.320.430220.141.000 STATE RETIREMENT CONTRIBUTIONS
 1000.320.430220.200 SUPPLIES
 1000.320.430220.220.000 OPERATING SUPPLIES
 1000.320.430220.300 PURCHASED SERVICES
 1000.320.430220.343.000 WATER CHARGES
 1000.320.430220.344.000 TELEPHONE SERVICE
 1000.320.430220.350.000 PROFESSIONAL SERVICES
 1000.320.430220.500 FIXED CHARGES
 1000.320.430220.500.000 FIXED CHARGES
1000.320.430230 STREET RESTORATION
 1000.320.430230.100 PERSONAL SERVICES
 1000.320.430230.110.000 SALARIES AND WAGES
 1000.320.430230.120.000 OVERTIME
 1000.320.430230.130.000 OTHER
 1000.320.430230.140.000 EMPLOYER CONTRIBUTIONS
 1000.320.430230.141.000 STATE RETIREMENT CONTRIBUTIONS
 1000.320.430230.200 SUPPLIES

City of Missoula FY 2018 Expenditure Accounts

FUND	FUND	DEPT *	DEPT*	EXPENDITURE ACCOUNTS	
#	NAME	#	NAME	ACTIVITY CODE	OBJECT COD

**departments are not applicable to all funds and accounts*
**accounts may be created during the year as needed*

1000.320.430230.210.000 OFFICE SUPPLIES
 1000.320.430230.220.000 OPERATING SUPPLIES
 1000.320.430230.230.000 REPAIR/MAINTENANCE
 1000.320.430230.231.000 GASOLINE
 1000.320.430230.300 PURCHASED SERVICES
 1000.320.430230.345.000 GARBAGE
 1000.320.430230.350.000 PROFESSIONAL SERVICES
 1000.320.430230.360.000 REPAIR & MAINTENANCE
 1000.320.430230.400 BUILDING MATERIALS
 1000.320.430230.400.000 BUILDING MATERIALS
 1000.320.430230.500 FIXED CHARGES
 1000.320.430230.500.000 FIXED CHARGES
 1000.320.430230.900 CAPITAL OUTLAY
1000.320.430240 STREET MAINTENANCE
 1000.320.430240.100 PERSONAL SERVICES
 1000.320.430240.110.000 SALARIES AND WAGES
 1000.320.430240.120.000 OVERTIME
 1000.320.430240.130.000 OTHER
 1000.320.430240.140.000 EMPLOYER CONTRIBUTIONS
 1000.320.430240.141.000 STATE RETIREMENT CONTRIBUTIONS
 1000.320.430240.200 SUPPLIES
 1000.320.430240.220.000 OPERATING SUPPLIES
 1000.320.430240.230.000 REPAIR/MAINTENANCE
 1000.320.430240.231.000 GASOLINE
 1000.320.430240.300 PURCHASED SERVICES
 1000.320.430240.345.000 GARBAGE
 1000.320.430240.350.000 PROFESSIONAL SERVICES
 1000.320.430240.360.000 REPAIR & MAINTENANCE
 1000.320.430240.400 BUILDING MATERIALS
 1000.320.430240.400.000 BUILDING MATERIALS

City of Missoula FY 2018 Expenditure Accounts

FUND	FUND	DEPT *	DEPT*	EXPENDITURE ACCOUNTS	
#	NAME	#	NAME	ACTIVITY CODE	OBJECT COD

**departments are not applicable to all funds and accounts*
**accounts may be created during the year as needed*

1000.320.430240.500 FIXED CHARGES
 1000.320.430240.500.000 FIXED CHARGES
 1000.320.430240.900 CAPITAL OUTLAY
1000.320.430251 ICE & SNOW REMOVAL
 1000.320.430251.100 PERSONAL SERVICES
 1000.320.430251.110.000 SALARIES AND WAGES
 1000.320.430251.120.000 OVERTIME
 1000.320.430251.130.000 OTHER
 1000.320.430251.140.000 EMPLOYER CONTRIBUTIONS
 1000.320.430251.141.000 STATE RETIREMENT CONTRIBUTIONS
 1000.320.430251.200 SUPPLIES
 1000.320.430251.220.000 OPERATING SUPPLIES
 1000.320.430251.230.000 REPAIR/MAINTENANCE
 1000.320.430251.231.000 GASOLINE
 1000.320.430251.300 PURCHASED SERVICES
 1000.320.430251.360.000 REPAIR & MAINTENANCE
 1000.320.430251.500 FIXED CHARGES
 1000.320.430251.500.000 FIXED CHARGES
 1000.320.430251.900 CAPITAL OUTLAY
1000.320.430252 STREET CLEANING
 1000.320.430252.100 PERSONAL SERVICES
 1000.320.430252.110.000 SALARIES AND WAGES
 1000.320.430252.120.000 OVERTIME
 1000.320.430252.130.000 OTHER
 1000.320.430252.140.000 EMPLOYER CONTRIBUTIONS
 1000.320.430252.141.000 STATE RETIREMENT CONTRIBUTIONS
 1000.320.430252.200 SUPPLIES
 1000.320.430252.220.000 OPERATING SUPPLIES
 1000.320.430252.230.000 REPAIR/MAINTENANCE
 1000.320.430252.231.000 GASOLINE

City of Missoula FY 2018 Expenditure Accounts

FUND	FUND	DEPT *	DEPT*	EXPENDITURE ACCOUNTS	
#	NAME	#	NAME	ACTIVITY CODE	OBJECT COD

**departments are not applicable to all funds and accounts*
**accounts may be created during the year as needed*

1000.320.430252.300 PURCHASED SERVICES
 1000.320.430252.350.000 PROFESSIONAL SERVICES
 1000.320.430252.360.000 REPAIR & MAINTENANCE
 1000.320.430252.400 BUILDING MATERIALS
 1000.320.430252.500 FIXED CHARGES
 1000.320.430252.500.000 FIXED CHARGES
 1000.320.430252.700 GRANTS & CONTRIBUTIONS
1000.320.430270 COMMUNICATIONS MAINTENANCE
 1000.320.430270.100 PERSONAL SERVICES
 1000.320.430270.200 SUPPLIES
 1000.320.430270.900 CAPITAL OUTLAY
 1000.320.430270.930.000 IMPROVEMENTS

321 FACILITIES MAINTENANCE

1000.321.411810 FACILITY MAINTENANCE
 1000.321.411810.100 PERSONAL SERVICES
 1000.321.411810.110.000 SALARIES AND WAGES
 1000.321.411810.120.000 OVERTIME
 1000.321.411810.130.000 OTHER
 1000.321.411810.140.000 EMPLOYER CONTRIBUTIONS
1000.321.431310 ADMINISTRATION
 1000.321.431310.100 PERSONAL SERVICES
 1000.321.431310.110.000 SALARIES AND WAGES
 1000.321.431310.120.000 OVERTIME
 1000.321.431310.130.000 OTHER
 1000.321.431310.140.000 EMPLOYER CONTRIBUTIONS
 1000.321.431310.141.000 STATE RETIREMENT CONTRIBUTIONS
 1000.321.431310.200 SUPPLIES
 1000.321.431310.210.000 OFFICE SUPPLIES
 1000.321.431310.220.000 OPERATING SUPPLIES
 1000.321.431310.300 PURCHASED SERVICES

City of Missoula FY 2018 Expenditure Accounts

FUND	FUND	DEPT *	DEPT*	EXPENDITURE ACCOUNTS	
#	NAME	#	NAME	ACTIVITY CODE	OBJECT COD

**departments are not applicable to all funds and accounts*
**accounts may be created during the year as needed*

1000.321.431310.310.000 COMMUNICATIONS

1000.321.431310.320.000 PRINTING & DUPLICATING

1000.321.431310.330.000 PUBLICITY, SUBSCRIPTIONS & DUES

1000.321.431310.344.000 TELEPHONE SERVICE

1000.321.431310.800 OTHER OBJECTS

1000.321.431330 EQUIPMENT MAINTENANCE

1000.321.431330.100 PERSONAL SERVICES

1000.321.431330.110.000 SALARIES AND WAGES

1000.321.431330.120.000 OVERTIME

1000.321.431330.130.000 OTHER

1000.321.431330.140.000 EMPLOYER CONTRIBUTIONS

1000.321.431330.141.000 STATE RETIREMENT CONTRIBUTIONS

1000.321.431330.200 SUPPLIES

1000.321.431330.220.000 OPERATING SUPPLIES

1000.321.431330.230.000 REPAIR/MAINTENANCE

1000.321.431330.231.000 GASOLINE

1000.321.431330.240.000 OTHER SUPPLIES

1000.321.431330.300 PURCHASED SERVICES

1000.321.431330.320.000 PRINTING & DUPLICATING

1000.321.431330.350.000 PROFESSIONAL SERVICES

1000.321.431330.360.000 REPAIR & MAINTENANCE

1000.321.431330.370.000 TRAVEL

1000.321.431330.380.000 TRAINING

1000.321.431330.900 CAPITAL OUTLAY

340 CEMETERY

1000.340.430910 ADMINISTRATION

1000.340.430910.100 PERSONAL SERVICES

1000.340.430910.110.000 SALARIES AND WAGES

1000.340.430910.120.000 OVERTIME

1000.340.430910.140.000 EMPLOYER CONTRIBUTIONS

City of Missoula FY 2018 Expenditure Accounts

FUND	FUND	DEPT *	DEPT*	EXPENDITURE ACCOUNTS	
#	NAME	#	NAME	ACTIVITY CODE	OBJECT COD

**departments are not applicable to all funds and accounts*
**accounts may be created during the year as needed*

1000.340.430910.141.000 STATE RETIREMENT CONTRIBUTIONS
 1000.340.430910.200 SUPPLIES
 1000.340.430910.210.000 OFFICE SUPPLIES
 1000.340.430910.300 PURCHASED SERVICES
 1000.340.430910.310.000 COMMUNICATIONS
 1000.340.430910.320.000 PRINTING & DUPLICATING
 1000.340.430910.330.000 PUBLICITY, SUBSCRIPTIONS & DUES
 1000.340.430910.344.000 TELEPHONE SERVICE
 1000.340.430910.350.000 PROFESSIONAL SERVICES
 1000.340.430910.360.000 REPAIR & MAINTENANCE
 1000.340.430910.370.000 TRAVEL
 1000.340.430910.380.000 TRAINING
 1000.340.430910.800 OTHER OBJECTS
 1000.340.430910.900 CAPITAL OUTLAY
1000.340.430920 FACILITIES
 1000.340.430920.100 PERSONAL SERVICES
 1000.340.430920.110.000 SALARIES AND WAGES
 1000.340.430920.120.000 OVERTIME
 1000.340.430920.140.000 EMPLOYER CONTRIBUTIONS
 1000.340.430920.141.000 STATE RETIREMENT CONTRIBUTIONS
 1000.340.430920.200 SUPPLIES
 1000.340.430920.220.000 OPERATING SUPPLIES
 1000.340.430920.230.000 REPAIR/MAINTENANCE
 1000.340.430920.300 PURCHASED SERVICES
 1000.340.430920.341.000 ELECTRICITY & NATURAL GAS
 1000.340.430920.343.000 WATER CHARGES
 1000.340.430920.345.000 GARBAGE
 1000.340.430920.350.000 PROFESSIONAL SERVICES
 1000.340.430920.360.000 REPAIR & MAINTENANCE
 1000.340.430920.400 BUILDING MATERIALS

City of Missoula FY 2018 Expenditure Accounts

FUND	FUND	DEPT *	DEPT*	EXPENDITURE ACCOUNTS	
#	NAME	#	NAME	ACTIVITY CODE	OBJECT COD

**departments are not applicable to all funds and accounts*
**accounts may be created during the year as needed*

1000.340.430920.900 CAPITAL OUTLAY
1000.340.430930 GROUNDS MAINTENANCE
 1000.340.430930.100 PERSONAL SERVICES
 1000.340.430930.110.000 SALARIES AND WAGES
 1000.340.430930.120.000 OVERTIME
 1000.340.430930.140.000 EMPLOYER CONTRIBUTIONS
 1000.340.430930.141.000 STATE RETIREMENT CONTRIBUTIONS
 1000.340.430930.200 SUPPLIES
 1000.340.430930.220.000 OPERATING SUPPLIES
 1000.340.430930.230.000 REPAIR/MAINTENANCE
 1000.340.430930.231.000 GASOLINE
 1000.340.430930.300 PURCHASED SERVICES
 1000.340.430930.341.000 ELECTRICITY & NATURAL GAS
 1000.340.430930.344.000 TELEPHONE SERVICE
 1000.340.430930.345.000 GARBAGE
 1000.340.430930.360.000 REPAIR & MAINTENANCE
 1000.340.430930.380.000 TRAINING
 1000.340.430930.390.000 OTHER PURCHASED SERVICES
 1000.340.430930.400 BUILDING MATERIALS
 1000.340.430930.500 FIXED CHARGES
 1000.340.430930.530.000 RENT
 1000.340.430930.900 CAPITAL OUTLAY
1000.340.430940 BURIALS
 1000.340.430940.100 PERSONAL SERVICES
 1000.340.430940.110.000 SALARIES AND WAGES
 1000.340.430940.120.000 OVERTIME
 1000.340.430940.140.000 EMPLOYER CONTRIBUTIONS
 1000.340.430940.141.000 STATE RETIREMENT CONTRIBUTIONS
 1000.340.430940.200 SUPPLIES
 1000.340.430940.220.000 OPERATING SUPPLIES

City of Missoula FY 2018 Expenditure Accounts

FUND	FUND	DEPT *	DEPT*	EXPENDITURE ACCOUNTS	
#	NAME	#	NAME	ACTIVITY CODE	OBJECT COD

**departments are not applicable to all funds and accounts*
**accounts may be created during the year as needed*

1000.340.430940.300 PURCHASED SERVICES
 1000.340.430940.400 BUILDING MATERIALS
 1000.340.430940.800 OTHER OBJECTS
 1000.340.430940.845.000 CONTINGENCY
 1000.340.430940.900 CAPITAL OUTLAY

370 PARKS & RECREATION

1000.370.460410 PARKS & RECREATION ADMINISTRATION

1000.370.460410.100 PERSONAL SERVICES
 1000.370.460410.110.000 SALARIES AND WAGES
 1000.370.460410.120.000 OVERTIME
 1000.370.460410.140.000 EMPLOYER CONTRIBUTIONS
 1000.370.460410.141.000 STATE RETIREMENT CONTRIBUTIONS
 1000.370.460410.200 SUPPLIES
 1000.370.460410.210.000 OFFICE SUPPLIES
 1000.370.460410.220.000 OPERATING SUPPLIES
 1000.370.460410.300 PURCHASED SERVICES
 1000.370.460410.310.000 COMMUNICATIONS
 1000.370.460410.320.000 PRINTING & DUPLICATING
 1000.370.460410.330.000 PUBLICITY, SUBSCRIPTIONS & DUES
 1000.370.460410.341.000 ELECTRICITY & NATURAL GAS
 1000.370.460410.343.000 WATER CHARGES
 1000.370.460410.344.000 TELEPHONE SERVICE
 1000.370.460410.350.000 PROFESSIONAL SERVICES
 1000.370.460410.360.000 REPAIR & MAINTENANCE
 1000.370.460410.370.000 TRAVEL
 1000.370.460410.380.000 TRAINING
 1000.370.460410.800 OTHER OBJECTS
 1000.370.460410.820.000 TRANSFERS TO OTHER FUNDS

1000.370.460411 NMT ADMIN

1000.370.460411.100 PERSONAL SERVICES

City of Missoula FY 2018 Expenditure Accounts

FUND	FUND	DEPT *	DEPT*	EXPENDITURE ACCOUNTS	
#	NAME	#	NAME	ACTIVITY CODE	OBJECT COD

**departments are not applicable to all funds and accounts*
**accounts may be created during the year as needed*

1000.370.460411.110.000 SALARIES AND WAGES
 1000.370.460411.140.000 EMPLOYER CONTRIBUTIONS
 1000.370.460411.141.000 STATE RETIREMENT CONTRIBUTIONS
 1000.370.460411.200 SUPPLIES
 1000.370.460411.210.000 OFFICE SUPPLIES
 1000.370.460411.220.000 OPERATING SUPPLIES
 1000.370.460411.300 PURCHASED SERVICES
 1000.370.460411.310.000 COMMUNICATIONS
 1000.370.460411.320.000 PRINTING & DUPLICATING
 1000.370.460411.330.000 PUBLICITY, SUBSCRIPTIONS & DUES
 1000.370.460411.344.000 TELEPHONE SERVICE
 1000.370.460411.350.000 PROFESSIONAL SERVICES
 1000.370.460411.360.000 REPAIR & MAINTENANCE
 1000.370.460411.370.000 TRAVEL
 1000.370.460411.380.000 TRAINING
 1000.370.460411.390.000 OTHER PURCHASED SERVICES
 1000.370.460411.700 GRANTS & CONTRIBUTIONS
 1000.370.460411.800 OTHER OBJECTS
1000.370.460413 PARKS PROJECTS
 1000.370.460413.100 PERSONAL SERVICES
 1000.370.460413.200 SUPPLIES
 1000.370.460413.300 PURCHASED SERVICES
1000.370.460431 OPEN SPACE
 1000.370.460431.100 PERSONAL SERVICES
 1000.370.460431.110.000 SALARIES AND WAGES
 1000.370.460431.140.000 EMPLOYER CONTRIBUTIONS
 1000.370.460431.141.000 STATE RETIREMENT CONTRIBUTIONS
 1000.370.460431.200 SUPPLIES
 1000.370.460431.210.000 OFFICE SUPPLIES
 1000.370.460431.220.000 OPERATING SUPPLIES

City of Missoula FY 2018 Expenditure Accounts

FUND	FUND	DEPT *	DEPT*	EXPENDITURE ACCOUNTS	
#	NAME	#	NAME	ACTIVITY CODE	OBJECT COD

**departments are not applicable to all funds and accounts*
**accounts may be created during the year as needed*

1000.370.460431.300 PURCHASED SERVICES
 1000.370.460431.320.000 PRINTING & DUPLICATING
 1000.370.460431.330.000 PUBLICITY, SUBSCRIPTIONS & DUES
 1000.370.460431.344.000 TELEPHONE SERVICE
 1000.370.460431.350.000 PROFESSIONAL SERVICES
 1000.370.460431.370.000 TRAVEL
 1000.370.460431.380.000 TRAINING
 1000.370.460431.900 CAPITAL OUTLAY
 1000.370.460431.930.000 IMPROVEMENTS
1000.370.460432 PARK ADMIN
 1000.370.460432.100 PERSONAL SERVICES
 1000.370.460432.110.000 SALARIES AND WAGES
 1000.370.460432.120.000 OVERTIME
 1000.370.460432.130.000 OTHER
 1000.370.460432.140.000 EMPLOYER CONTRIBUTIONS
 1000.370.460432.141.000 STATE RETIREMENT CONTRIBUTIONS
 1000.370.460432.200 SUPPLIES
 1000.370.460432.210.000 OFFICE SUPPLIES
 1000.370.460432.220.000 OPERATING SUPPLIES
 1000.370.460432.300 PURCHASED SERVICES
 1000.370.460432.310.000 COMMUNICATIONS
 1000.370.460432.320.000 PRINTING & DUPLICATING
 1000.370.460432.330.000 PUBLICITY, SUBSCRIPTIONS & DUES
 1000.370.460432.340.000 SEWER
 1000.370.460432.344.000 TELEPHONE SERVICE
 1000.370.460432.350.000 PROFESSIONAL SERVICES
 1000.370.460432.390.000 OTHER PURCHASED SERVICES
 1000.370.460432.900 CAPITAL OUTLAY
1000.370.460434 GREENWAYS & HORTICULTURE
 1000.370.460434.100 PERSONAL SERVICES

City of Missoula FY 2018 Expenditure Accounts

FUND	FUND	DEPT *	DEPT*	EXPENDITURE ACCOUNTS	
#	NAME	#	NAME	ACTIVITY CODE	OBJECT COD

**departments are not applicable to all funds and accounts*
**accounts may be created during the year as needed*

1000.370.460434.110.000 SALARIES AND WAGES
 1000.370.460434.120.000 OVERTIME
 1000.370.460434.140.000 EMPLOYER CONTRIBUTIONS
 1000.370.460434.141.000 STATE RETIREMENT CONTRIBUTIONS
 1000.370.460434.300 PURCHASED SERVICES
1000.370.460439 URBAN FORESTRY\ GREENWAY & HORTICULTURE
 1000.370.460439.100 PERSONAL SERVICES
 1000.370.460439.110.000 SALARIES AND WAGES
 1000.370.460439.120.000 OVERTIME
 1000.370.460439.140.000 EMPLOYER CONTRIBUTIONS
 1000.370.460439.141.000 STATE RETIREMENT CONTRIBUTIONS
 1000.370.460439.200 SUPPLIES
 1000.370.460439.220.000 OPERATING SUPPLIES
 1000.370.460439.230.000 REPAIR/MAINTENANCE
 1000.370.460439.300 PURCHASED SERVICES
 1000.370.460439.310.000 COMMUNICATIONS
 1000.370.460439.320.000 PRINTING & DUPLICATING
 1000.370.460439.330.000 PUBLICITY, SUBSCRIPTIONS & DUES
 1000.370.460439.350.000 PROFESSIONAL SERVICES
 1000.370.460439.360.000 REPAIR & MAINTENANCE
1000.370.460441 RECREATION
 1000.370.460441.100 PERSONAL SERVICES
 1000.370.460441.110.000 SALARIES AND WAGES
 1000.370.460441.120.000 OVERTIME
 1000.370.460441.130.000 OTHER
 1000.370.460441.140.000 EMPLOYER CONTRIBUTIONS
 1000.370.460441.141.000 STATE RETIREMENT CONTRIBUTIONS
 1000.370.460441.200 SUPPLIES
 1000.370.460441.210.000 OFFICE SUPPLIES
 1000.370.460441.220.000 OPERATING SUPPLIES

City of Missoula FY 2018 Expenditure Accounts

FUND	FUND	DEPT *	DEPT*	EXPENDITURE ACCOUNTS	
#	NAME	#	NAME	ACTIVITY CODE	OBJECT COD

**departments are not applicable to all funds and accounts*
**accounts may be created during the year as needed*

1000.370.460441.300 PURCHASED SERVICES
 1000.370.460441.310.000 COMMUNICATIONS
 1000.370.460441.320.000 PRINTING & DUPLICATING
 1000.370.460441.330.000 PUBLICITY, SUBSCRIPTIONS & DUES
 1000.370.460441.344.000 TELEPHONE SERVICE
 1000.370.460441.345.000 GARBAGE
 1000.370.460441.350.000 PROFESSIONAL SERVICES
 1000.370.460441.360.000 REPAIR & MAINTENANCE
 1000.370.460441.370.000 TRAVEL
 1000.370.460441.380.000 TRAINING
 1000.370.460441.800 OTHER OBJECTS
 1000.370.460441.820.000 TRANSFERS TO OTHER FUNDS
1000.370.460455 FT MISSOULA
 1000.370.460455.500 FIXED CHARGES
 1000.370.460455.500.000 MUSIC RIGHTS/MUSICAL VENUES
1000.370.460470 RECREATION MORE
 1000.370.460470.100 PERSONAL SERVICES
 1000.370.460470.110.000 SALARIES AND WAGES
 1000.370.460470.120.000 OVERTIME
 1000.370.460470.140.000 EMPLOYER CONTRIBUTIONS
 1000.370.460470.141.000 STATE RETIREMENT CONTRIBUTIONS
 1000.370.460470.200 SUPPLIES
 1000.370.460470.210.000 OFFICE SUPPLIES
 1000.370.460470.220.000 OPERATING SUPPLIES
 1000.370.460470.300 PURCHASED SERVICES
 1000.370.460470.320.000 PRINTING & DUPLICATING
 1000.370.460470.330.000 PUBLICITY, SUBSCRIPTIONS & DUES
 1000.370.460470.344.000 TELEPHONE SERVICE
 1000.370.460470.350.000 PROFESSIONAL SERVICES
 1000.370.460470.360.000 REPAIR & MAINTENANCE

City of Missoula FY 2018 Expenditure Accounts

FUND	FUND	DEPT *	DEPT*	EXPENDITURE ACCOUNTS	
#	NAME	#	NAME	ACTIVITY CODE	OBJECT COD

**departments are not applicable to all funds and accounts*
**accounts may be created during the year as needed*

1000.370.460470.390.000 OTHER PURCHASED SERVICES

1000.370.460471 RECREATION ADULTS

1000.370.460471.100 PERSONAL SERVICES

1000.370.460471.110.000 SALARIES AND WAGES

1000.370.460471.140.000 EMPLOYER CONTRIBUTIONS

1000.370.460471.141.000 STATE RETIREMENT CONTRIBUTIONS

1000.370.460471.200 SUPPLIES

1000.370.460471.210.000 OFFICE SUPPLIES

1000.370.460471.210.147 OFFICE SUPPLIES

1000.370.460471.210.192 OFFICE SUPPLIES

1000.370.460471.220.000 OPERATING SUPPLIES

1000.370.460471.220.143 OPERATING SUPPLIES

1000.370.460471.220.144 OPERATING SUPPLIES

1000.370.460471.220.147 OPERATING SUPPLIES

1000.370.460471.300 PURCHASED SERVICES

1000.370.460471.320.000 PRINTING & DUPLICATING

1000.370.460471.320.147 PRINTING & DUPLICATING

1000.370.460471.330.000 PUBLICITY, SUBSCRIPTIONS & DUES

1000.370.460471.344.000 TELEPHONE SERVICE

1000.370.460471.350.000 PROFESSIONAL SERVICES

1000.370.460471.360.000 REPAIR & MAINTENANCE

1000.370.460471.390.000 OTHER PURCHASED SERVICES

1000.370.460471.390.144 OTHER PURCHASED SERVICES

1000.370.460471.390.147 OTHER PURCHASED SERVICES

1000.370.460472 RECREATION YOUTH

1000.370.460472.100 PERSONAL SERVICES

1000.370.460472.110.000 SALARIES AND WAGES

1000.370.460472.120.000 OVERTIME

1000.370.460472.140.000 EMPLOYER CONTRIBUTIONS

1000.370.460472.141.000 STATE RETIREMENT CONTRIBUTIONS

City of Missoula FY 2018 Expenditure Accounts

FUND	FUND	DEPT *	DEPT *	EXPENDITURE ACCOUNTS	
#	NAME	#	NAME	ACTIVITY CODE	OBJECT COD

**departments are not applicable to all funds and accounts*
**accounts may be created during the year as needed*

1000.370.460472.200 SUPPLIES
 1000.370.460472.210.000 OFFICE SUPPLIES
 1000.370.460472.210.147 OFFICE SUPPLIES
 1000.370.460472.220.000 OPERATING SUPPLIES
 1000.370.460472.220.190 OPERATING SUPPLIES
 1000.370.460472.220.191 OPERATING SUPPLIES
 1000.370.460472.220.192 OPERATING SUPPLIES
 1000.370.460472.300 PURCHASED SERVICES
 1000.370.460472.320.000 PRINTING & DUPLICATING
 1000.370.460472.330.000 PUBLICITY, SUBSCRIPTIONS & DUES
 1000.370.460472.341.000 ELECTRICITY & NATURAL GAS
 1000.370.460472.343.000 WATER CHARGES
 1000.370.460472.344.000 TELEPHONE SERVICE
 1000.370.460472.345.000 GARBAGE
 1000.370.460472.350.000 PROFESSIONAL SERVICES
 1000.370.460472.350.190 PROFESSIONAL SERVICES
 1000.370.460472.390.000 OTHER PURCHASED SERVICES
 1000.370.460472.390.147 OTHER PURCHASED SERVICES
 1000.370.460472.500 FIXED CHARGES
 1000.370.460472.530.000 RENT
1000.370.460473 RECREATION SPECIAL EVENTS
 1000.370.460473.200 SUPPLIES
 1000.370.460473.220.000 OPERATING SUPPLIES
 1000.370.460473.300 PURCHASED SERVICES
1000.370.460474 SPRAY DECKS
 1000.370.460474.100 PERSONAL SERVICES
 1000.370.460474.110.000 SALARIES AND WAGES
 1000.370.460474.140.000 EMPLOYER CONTRIBUTIONS
 1000.370.460474.200 SUPPLIES
 1000.370.460474.220.000 OPERATING SUPPLIES

City of Missoula FY 2018 Expenditure Accounts

FUND	FUND	DEPT *	DEPT*	EXPENDITURE ACCOUNTS	
#	NAME	#	NAME	ACTIVITY CODE	OBJECT COD

**departments are not applicable to all funds and accounts*
**accounts may be created during the year as needed*

1000.370.460474.230.000 REPAIR/MAINTENANCE
 1000.370.460474.300 PURCHASED SERVICES
 1000.370.460474.330.000 PUBLICITY, SUBSCRIPTIONS & DUES
 1000.370.460474.341.000 ELECTRICITY & NATURAL GAS
 1000.370.460474.360.000 REPAIR & MAINTENANCE
 1000.370.460474.900 CAPITAL OUTLAY
1000.370.460476 YOUTH DRUG
 1000.370.460476.100 PERSONAL SERVICES
 1000.370.460476.110.000 SALARIES AND WAGES
 1000.370.460476.140.000 EMPLOYER CONTRIBUTIONS
 1000.370.460476.200 SUPPLIES
 1000.370.460476.210.000 OFFICE SUPPLIES
 1000.370.460476.220.000 OPERATING SUPPLIES
 1000.370.460476.300 PURCHASED SERVICES
 1000.370.460476.320.000 PRINTING & DUPLICATING
 1000.370.460476.330.000 PUBLICITY, SUBSCRIPTIONS & DUES
 1000.370.460476.350.000 PROFESSIONAL SERVICES
 1000.370.460476.360.000 REPAIR & MAINTENANCE
1000.370.460477 GRILL VAN
 1000.370.460477.200 SUPPLIES
 1000.370.460477.220.000 OPERATING SUPPLIES
 1000.370.460477.230.000 REPAIR/MAINTENANCE
 1000.370.460477.300 PURCHASED SERVICES
 1000.370.460477.350.000 PROFESSIONAL SERVICES
 1000.370.460477.360.000 REPAIR & MAINTENANCE
1000.370.460484 CONSERVATION LANDS MGMT
 1000.370.460484.100 PERSONAL SERVICES
 1000.370.460484.110.000 SALARIES AND WAGES
 1000.370.460484.120.000 OVERTIME
 1000.370.460484.140.000 EMPLOYER CONTRIBUTIONS

City of Missoula FY 2018 Expenditure Accounts

FUND	FUND	DEPT *	DEPT*	EXPENDITURE ACCOUNTS	
#	NAME	#	NAME	ACTIVITY CODE	OBJECT COD

**departments are not applicable to all funds and accounts*
**accounts may be created during the year as needed*

1000.370.460484.141.000 STATE RETIREMENT CONTRIBUTIONS

1000.370.460484.200 SUPPLIES

1000.370.460484.220.000 OPERATING SUPPLIES

1000.370.460484.230.000 REPAIR/MAINTENANCE

1000.370.460484.300 PURCHASED SERVICES

1000.370.460484.350.000 PROFESSIONAL SERVICES

1000.370.460484.360.000 REPAIR & MAINTENANCE

1000.370.460484.390.000 OTHER PURCHASED SERVICES

1000.370.460485 SAFETY & TRAINING

1000.370.460485.200 SUPPLIES

1000.370.460485.220.000 OPERATING SUPPLIES

1000.370.460485.300 PURCHASED SERVICES

1000.370.460485.310.000 COMMUNICATIONS

1000.370.460485.320.000 PRINTING & DUPLICATING

1000.370.460485.350.000 PROFESSIONAL SERVICES

1000.370.460485.370.000 TRAVEL

1000.370.460485.380.000 TRAINING

1000.370.460500 PARK MAINTENANCE CONTRACTS

1000.370.460500.200 SUPPLIES

1000.370.460500.220.000 OPERATING SUPPLIES

1000.370.460500.230.000 REPAIR/MAINTENANCE

1000.370.460500.300 PURCHASED SERVICES

1000.370.460501 PARK MAINTENANCE ROUTINE

1000.370.460501.100 PERSONAL SERVICES

1000.370.460501.110.000 SALARIES AND WAGES

1000.370.460501.120.000 OVERTIME

1000.370.460501.140.000 EMPLOYER CONTRIBUTIONS

1000.370.460501.141.000 STATE RETIREMENT CONTRIBUTIONS

1000.370.460501.200 SUPPLIES

1000.370.460501.220.000 OPERATING SUPPLIES

City of Missoula FY 2018 Expenditure Accounts

FUND	FUND	DEPT *	DEPT *	EXPENDITURE ACCOUNTS	
#	NAME	#	NAME	ACTIVITY CODE	OBJECT COD

**departments are not applicable to all funds and accounts*
**accounts may be created during the year as needed*

1000.370.460501.230.000 REPAIR/MAINTENANCE
 1000.370.460501.231.000 GASOLINE
 1000.370.460501.300 PURCHASED SERVICES
 1000.370.460501.341.000 ELECTRICITY & NATURAL GAS
 1000.370.460501.343.000 WATER CHARGES
 1000.370.460501.345.000 GARBAGE
 1000.370.460501.350.000 PROFESSIONAL SERVICES
 1000.370.460501.360.000 REPAIR & MAINTENANCE
 1000.370.460501.800 OTHER OBJECTS
1000.370.460502 HICKORY FACILITY MAINTENANCE
 1000.370.460502.100 PERSONAL SERVICES
 1000.370.460502.200 SUPPLIES
 1000.370.460502.220.000 OPERATING SUPPLIES
 1000.370.460502.230.000 REPAIR/MAINTENANCE
 1000.370.460502.300 PURCHASED SERVICES
 1000.370.460502.350.000 PROFESSIONAL SERVICES
 1000.370.460502.360.000 REPAIR & MAINTENANCE
1000.370.460503 SPORTS FACILITIES MAINTENANCE
 1000.370.460503.100 PERSONAL SERVICES
 1000.370.460503.200 SUPPLIES
 1000.370.460503.220.000 OPERATING SUPPLIES
 1000.370.460503.230.000 REPAIR/MAINTENANCE
 1000.370.460503.300 PURCHASED SERVICES

390 NON-DEPARTMENTAL

1000.390.410000 GENERAL GOVERNMENT
 1000.390.410000.200 SUPPLIES
 1000.390.410000.220.000 OPERATING SUPPLIES
1000.390.410123 LEGISLATIVE PROGRAM
 1000.390.410123.300 PURCHASED SERVICES
1000.390.410551 PAYROLL SERVICES

City of Missoula FY 2018 Expenditure Accounts

FUND	FUND	DEPT *	DEPT *	EXPENDITURE ACCOUNTS	
#	NAME	#	NAME	ACTIVITY CODE	OBJECT COD

**departments are not applicable to all funds and accounts*

**accounts may be created during the year as needed*

1000.390.410551.100 PERSONAL SERVICES
 1000.390.410551.140.000 EMPLOYER CONTRIBUTIONS
1000.390.410553 RESERVE FOR SKILL COMP BASE PAY (SCBP)
 1000.390.410553.100 PERSONAL SERVICES
 1000.390.410553.110.000 SALARIES AND WAGES
 1000.390.410553.140.000 EMPLOYER CONTRIBUTIONS
1000.390.410554 RESERVE FOR SALARY INCREASE
 1000.390.410554.100 PERSONAL SERVICES
 1000.390.410554.110.000 SALARIES AND WAGES
 1000.390.410554.140.000 EMPLOYER CONTRIBUTIONS
 1000.390.410554.141.000 STATE RETIREMENT CONTRIBUTIONS
1000.390.410555 TERMINATION PAY
 1000.390.410555.100 PERSONAL SERVICES
 1000.390.410555.120.000 TERMINATION PAY
1000.390.411860 SPECIAL IMPROVEMENT ASSESSMENTS
 1000.390.411860.500 FIXED CHARGES
 1000.390.411860.500.000 SID ASSESSMENTS-FIXED CHARGES
1000.390.420183 CELL PHONE EDUCATION CAMPAIGN
 1000.390.420183.200 SUPPLIES
1000.390.420500 PROTECTIVE INSPECTIONS
 1000.390.420500.500 FIXED CHARGES
 1000.390.420500.500.000 BLDG DEPT REIMB FOR GENERAL FUND TIME
1000.390.440190 HEALTH DEPT CONTRIBUTIONS
 1000.390.440190.700 GRANTS & CONTRIBUTIONS
 1000.390.440190.700.000 HEALTH DEPT CONTRIBUTIONS
1000.390.440600 ANIMAL CONTROL SERVICES
 1000.390.440600.700 GRANTS & CONTRIBUTIONS
 1000.390.440600.700.000 ANIMAL CONTROL TRANSFER
1000.390.450000 AGING SERVICES
 1000.390.450000.700 GRANTS & CONTRIBUTIONS

City of Missoula FY 2018 Expenditure Accounts

FUND	FUND	DEPT *	DEPT *	EXPENDITURE ACCOUNTS	
#	NAME	#	NAME	ACTIVITY CODE	OBJECT COD

**departments are not applicable to all funds and accounts*
**accounts may be created during the year as needed*

1000.390.450000.700.000 AGING SERVICES - GRANTS & CONTRIBUTIONS
1000.390.460433 AQUATICS SUBSIDY
 1000.390.460433.800 OTHER OBJECTS
 1000.390.460433.820.000 AQUATICS SUBSIDY/TRANS TO OTHER FUNDS
1000.390.460455 MUSIC RIGHTS
 1000.390.460455.500 FIXED CHARGES
 1000.390.460455.500.000 MUSIC RIGHTS/MUSICAL VENUES
1000.390.470324 BIG SKY TRUST FUND SUPPORT
 1000.390.470324.700 GRANTS & CONTRIBUTIONS
1000.390.480400 REC/GREEN TAG PROGRAM
 1000.390.480400.300 PURCHASED SERVICES
1000.390.490504 OPERATING EQUIPMENT DEBT SERVICE
 1000.390.490504.600 DEBT SERVICE
 1000.390.490504.610.000 OPERATING EQUIP DEBT SVS-PRINCIPAL
 1000.390.490504.620.000 OPERATING EQUIP DEBT SVS-INTEREST
1000.390.490505 ACCELA LOAN DEBT SERVICE
 1000.390.490505.600 DEBT SERVICE
 1000.390.490505.610.000 ACCELA/PRINCIPAL
 1000.390.490505.620.000 INTEREST / SERVICE FEES
1000.390.510110 MERCHANT SERVICES
 1000.390.510110.500 FIXED CHARGES
 1000.390.510110.500.000 FIXED CHARGES
1000.390.510210 * Title Not Found *****
 1000.390.510210.200 SUPPLIES
1000.390.510250 REIMBURSABLE LOSSES
 1000.390.510250.200 SUPPLIES
 1000.390.510250.230.000 REIMBURSEABLE LOSSES-REPAIR/MAINTENANCE
 1000.390.510250.300 PURCHASED SERVICES
 1000.390.510250.360.000 REPAIR & MAINTENANCE
1000.390.510300 CONTINGENCY

City of Missoula FY 2018 Expenditure Accounts

FUND	FUND	DEPT *	DEPT *	EXPENDITURE ACCOUNTS	
#	NAME	#	NAME	ACTIVITY CODE	OBJECT COD

**departments are not applicable to all funds and accounts*
**accounts may be created during the year as needed*

1000.390.510300.300 PURCHASED SERVICES
 1000.390.510300.342.000 STORM WATER
 1000.390.510300.350.000 PROFESSIONAL SERVICES
 1000.390.510300.800 OTHER OBJECTS
 1000.390.510300.845.000 CONTINGENCY
1000.390.510301 EMERGENCY RESPONSE OVERTIME
 1000.390.510301.800 OTHER OBJECTS
 1000.390.510301.845.000 EMERGENCY RESPONSE
1000.390.510303 VEHICLE TRANSFERS
 1000.390.510303.900 CAPITAL OUTLAY
1000.390.510304 RESERVE-INSURANCE PREMIUM SAVINGS
 1000.390.510304.500 FIXED CHARGES
1000.390.510305 BASELINE CUTS/CONTINGENCY
 1000.390.510305.300 PURCHASED SERVICES
 1000.390.510305.341.000 UTILITIES & GAS/DIESEL RESERVE
 1000.390.510305.800 OTHER OBJECTS
1000.390.510311 BASELINE CUTS
 1000.390.510311.800 OTHER OBJECTS
1000.390.510330 COMPREHENSIVE LIABILITY INSURANCE
 1000.390.510330.500 FIXED CHARGES
 1000.390.510330.500.000 COMPREHENSIVE INSURANCE-FIXED
1000.390.521000 INTERFUND OPERATING TRANSFERS
 1000.390.521000.800 OTHER OBJECTS
1000.390.521001 TRANSFER TO CIP
 1000.390.521001.800 OTHER OBJECTS
 1000.390.521001.820.000 TRANSFERS TO CIP
1000.390.521006 HEALTH INSURANCE TRANSFER
 1000.390.521006.800 OTHER OBJECTS
 1000.390.521006.820.000 HEALTH INSURANCE TRANSFER

City of Missoula FY 2018 Expenditure Accounts

FUND	FUND	DEPT *	DEPT *	EXPENDITURE ACCOUNTS	
#	NAME	#	NAME	ACTIVITY CODE	OBJECT COD

**departments are not applicable to all funds and accounts*
**accounts may be created during the year as needed*

1211 PARK ACQUISITION & DEVELOPMENT

370 PARKS & RECREATION

1211.370.460433 PARK AREAS

1211.370.460433.200 SUPPLIES

1211.370.460433.300 PURCHASED SERVICES

1211.370.460510 PARK ACQUISITION & DEV

1211.370.460510.200 SUPPLIES

1211.370.460510.220.000 OPERATING SUPPLIES

1211.370.460510.300 PURCHASED SERVICES

1211.370.460510.350.000 PROFESSIONAL SERVICES

1211.370.460510.390.000 OTHER PURCHASED SERVICES

1211.370.460510.800 OTHER OBJECTS

1211.370.460510.820.000 TRANSFERS TO OTHER FUNDS

1211.370.460510.900 CAPITAL OUTLAY

1211.370.460510.930.000 IMPROVEMENTS

1211.370.460510.940.000 MACHINERY & EQUIPMENT

1211.370.510110 MERCHANT SERVICES

1211.370.510110.500 FIXED CHARGES

1212 PARK ENTERPRISE FUND

370 PARKS & RECREATION

1212.370.460433 PARK AREAS

1212.370.460433.200 SUPPLIES

1212.370.460433.300 PURCHASED SERVICES

1212.370.460443 TRAINING

1212.370.460443.200 SUPPLIES

1212.370.460510 PARK ACQUISITION & DEV

1212.370.460510.200 SUPPLIES

1212.370.460511 PARK ENTERPRISE

1212.370.460511.200 SUPPLIES

1212.370.460511.220.000 OPERATING SUPPLIES

City of Missoula FY 2018 Expenditure Accounts

FUND	FUND	DEPT *	DEPT *	EXPENDITURE ACCOUNTS	
#	NAME	#	NAME	ACTIVITY CODE	OBJECT COD

**departments are not applicable to all funds and accounts*
**accounts may be created during the year as needed*

1212.370.460511.230.000 REPAIR/MAINTENANCE
 1212.370.460511.300 PURCHASED SERVICES
 1212.370.460511.350.000 PROFESSIONAL SERVICES
 1212.370.460511.390.000 OTHER PURCHASED SERVICES
 1212.370.460511.800 OTHER OBJECTS
 1212.370.460511.900 CAPITAL OUTLAY
 1212.370.460511.930.000 IMPROVEMENTS
 1212.370.460511.940.000 MACHINERY & EQUIPMENT
1212.370.510110 MERCHANT SERVICES
 1212.370.510110.500 FIXED CHARGES

1216 PARKS & REC TRAILS, DEV

370 PARKS & RECREATION

1216.370.460411 IMPROVEMENTS & ACQUISITIONS
 1216.370.460411.100 PERSONAL SERVICES
 1216.370.460411.200 SUPPLIES
 1216.370.460411.300 PURCHASED SERVICES
 1216.370.460411.800 OTHER OBJECTS
 1216.370.460411.900 CAPITAL OUTLAY
 1216.370.460411.930.181 SYRINGA PARK
1216.370.460433 PARK AREAS
 1216.370.460433.100 PERSONAL SERVICES
 1216.370.460433.200 SUPPLIES
 1216.370.460433.300 PURCHASED SERVICES
 1216.370.460433.800 OTHER OBJECTS
 1216.370.460433.820.000 TRANSFERS TO OTHER FUNDS
1216.370.460434 GREENWAYS & HORTICULTURE
 1216.370.460434.900 CAPITAL OUTLAY
 1216.370.460434.930.000 RECREATION TRAILS PROGRAM GRANT
1216.370.460439 URBAN FORESTRY \ GREENWAY & HORTICULTURE
 1216.370.460439.300 PURCHASED SERVICES

City of Missoula FY 2018 Expenditure Accounts

FUND	FUND	DEPT *	DEPT*	EXPENDITURE ACCOUNTS	
#	NAME	#	NAME	ACTIVITY CODE	OBJECT COD

**departments are not applicable to all funds and accounts*
**accounts may be created during the year as needed*

1216.370.460439.350.000 CLARK FORK RIVER ACCESS PROJECT

1216.370.460441 PARKS & RECREATION MISCELLANEOUS

1216.370.460441.100 PERSONAL SERVICES

1216.370.460441.200 SUPPLIES

1216.370.460441.300 PURCHASED SERVICES

1216.370.460441.800 OTHER OBJECTS

1216.370.460441.900 CAPITAL OUTLAY

1216.370.460470 RECREATION MORE PROGRAM

1216.370.460470.100 PERSONAL SERVICES

1216.370.460470.200 SUPPLIES

1216.370.460470.220.000 MORE/OPERATING SUPPLIES

1216.370.460470.230.000 MORE/REPAI & MAINTENANCE

1216.370.460470.300 PURCHASED SERVICES

1216.370.460470.350.000 MORE/PROFESSIONAL SERVICES

1216.370.460470.390.000 OTHER PURCHASED SERVICES

1216.370.460470.800 OTHER OBJECTS

1216.370.460471 SPORTS & WELLNESS

1216.370.460471.100 PERSONAL SERVICES

1216.370.460471.200 SUPPLIES

1216.370.460471.220.000 REC ADULT/OPERATING SUPPLIES

1216.370.460471.300 PURCHASED SERVICES

1216.370.460471.350.000 PROFESSIONAL SERVICES

1216.370.460471.800 OTHER OBJECTS

1216.370.460471.900 CAPITAL OUTLAY

1216.370.460472 RECREATION YOUTH

1216.370.460472.200 SUPPLIES

1216.370.460472.220.000 REC YOUTH/OPERATING SUPPLIES

1216.370.460473 RECREATION SPECIAL EVENTS

1216.370.460473.100 PERSONAL SERVICES

1216.370.460473.200 SUPPLIES

City of Missoula FY 2018 Expenditure Accounts

FUND	FUND	DEPT *	DEPT*	EXPENDITURE ACCOUNTS	
#	NAME	#	NAME	ACTIVITY CODE	OBJECT COD

**departments are not applicable to all funds and accounts*
**accounts may be created during the year as needed*

1216.370.460473.220.000 OPERATING SUPPLIES
 1216.370.460473.300 PURCHASED SERVICES
 1216.370.460473.700 GRANTS & CONTRIBUTIONS
 1216.370.460473.700.000 FMRP DONATION & SPONSORSHIP PROG
 1216.370.460473.800 OTHER OBJECTS
 1216.370.460473.900 CAPITAL OUTLAY
1216.370.460476 SCHOLARSHIP
 1216.370.460476.100 PERSONAL SERVICES
 1216.370.460476.200 SUPPLIES
 1216.370.460476.300 PURCHASED SERVICES
 1216.370.460476.800 OTHER OBJECTS
 1216.370.460476.900 CAPITAL OUTLAY
1216.370.460479 WILLOWWOOD
 1216.370.460479.100 PERSONAL SERVICES
 1216.370.460479.200 SUPPLIES
 1216.370.460479.300 PURCHASED SERVICES
 1216.370.460479.800 OTHER OBJECTS
1216.370.460484 CONSERVATION LANDS
 1216.370.460484.100 PERSONAL SERVICES
 1216.370.460484.200 SUPPLIES
 1216.370.460484.300 PURCHASED SERVICES
 1216.370.460484.800 OTHER OBJECTS
 1216.370.460484.900 CAPITAL OUTLAY
1216.370.460500 PARKS MAINTENANCE CONTRACTS
 1216.370.460500.100 PERSONAL SERVICES
 1216.370.460500.200 SUPPLIES
 1216.370.460500.300 PURCHASED SERVICES
 1216.370.460500.800 OTHER OBJECTS
 1216.370.460500.900 CAPITAL OUTLAY
1216.370.460501 DEVELOPED PARKS

City of Missoula FY 2018 Expenditure Accounts

FUND	FUND	DEPT *	DEPT*	EXPENDITURE ACCOUNTS	
#	NAME	#	NAME	ACTIVITY CODE	OBJECT COD

**departments are not applicable to all funds and accounts*
**accounts may be created during the year as needed*

1216.370.460501.100 PERSONAL SERVICES
 1216.370.460501.200 SUPPLIES
 1216.370.460501.300 PURCHASED SERVICES
 1216.370.460501.800 OTHER OBJECTS
 1216.370.460501.900 CAPITAL OUTLAY
1216.370.460507 COMMUNITY TRAILS
 1216.370.460507.200 SUPPLIES
 1216.370.460507.220.000 COMM TRAILS/OPERATING SUPPLIES
 1216.370.460507.230.000 COMM TRAILS/REPAIR/MAINTENANCE
 1216.370.460507.240.000 OTHER SUPPLIES
 1216.370.460507.300 PURCHASED SERVICES
 1216.370.460507.350.000 COMM TRAILS/PROFESSIONAL SERVICES
 1216.370.460507.360.000 COMM TRAILS/REPAIR & MAINTENANCE
 1216.370.460507.390.000 COMM TRAILS/OTHER PURCHASED SERVICES
 1216.370.460507.900 CAPITAL OUTLAY
 1216.370.460507.930.000 COMM TRAILS/IMPROVEMENTS
1216.370.460508 KIWANIS PARK
 1216.370.460508.900 CAPITAL OUTLAY
 1216.370.460508.930.000 KIWANIS PARK IMPROVEMENTS
1216.370.460512 PARK MEMORIALS
 1216.370.460512.200 SUPPLIES
 1216.370.460512.220.000 SOUTH SIDE LIONS - OPERATING SUPPLIES
 1216.370.460512.300 PURCHASED SERVICES
 1216.370.460512.360.000 PARK MEMORIALS-REPAIR & MAINTENANCE
 1216.370.460512.900 CAPITAL OUTLAY
 1216.370.460512.920.000 PARK MEMORIALS/BUILDINGS
 1216.370.460512.930.000 PARK MEMORIALS/IMPROVEMENTS
1216.370.460513 RECREATIONAL DONATIONS SPEC EVENTS
 1216.370.460513.200 SUPPLIES
 1216.370.460513.220.000 REC DONATIONS/OPERATING SUPPLIES

City of Missoula FY 2018 Expenditure Accounts

FUND	FUND	DEPT *	DEPT*	EXPENDITURE ACCOUNTS	
#	NAME	#	NAME	ACTIVITY CODE	OBJECT COD

**departments are not applicable to all funds and accounts*
**accounts may be created during the year as needed*

1216.370.460513.220.089 REC DONATIONS/OPERATING SUPPLIES
 1216.370.460513.230.000 REC DONATIONS-REPAIR/MAINTENANCE
 1216.370.460513.300 PURCHASED SERVICES
 1216.370.460513.350.000 REC DONATIONS/PROFESSIONAL SERVICES
 1216.370.460513.390.000 OTHER PURCHASED SERVICES
1216.370.460514 URBAN FORESTRY
 1216.370.460514.100 PERSONAL SERVICES
 1216.370.460514.200 SUPPLIES
 1216.370.460514.220.000 URBAN FORESTRY/OPERATING SUPPLIES
 1216.370.460514.230.000 URBAN FORESTRY-REPAIR/MAINTENANCE
 1216.370.460514.300 PURCHASED SERVICES
 1216.370.460514.350.000 URBAN FORESTRY/PROFESSIONAL SERVICES
 1216.370.460514.390.000 OTHER PURCHASED SERVICES
 1216.370.460514.900 CAPITAL OUTLAY
 1216.370.460514.930.000 IMPROVEMENTS
1216.370.460516 PARK REVOLVING
 1216.370.460516.800 OTHER OBJECTS
 1216.370.460516.845.000 CONTINGENCY
1216.370.460517 OPEN SPACE PURCHASE & DONATIONS
 1216.370.460517.300 PURCHASED SERVICES
 1216.370.460517.390.000 OTHER PURCHASED SERVICES
1216.370.460521 CONSERVATION LANDS DONATIONS
 1216.370.460521.100 PERSONAL SERVICES
 1216.370.460521.110.000 CONSV LANDS MGMT GRANTS
 1216.370.460521.140.000 CONSERVATION LAND MGMT GRANT/EMP CONTRI
 1216.370.460521.200 SUPPLIES
 1216.370.460521.220.000 CONSERVATION LANDS GRANT/OPER SUPPLIES
 1216.370.460521.220.086 OPERATING SUPPLIES
 1216.370.460521.230.000 CONSERVATION LANDS MGMT GRANT
 1216.370.460521.300 PURCHASED SERVICES

City of Missoula FY 2018 Expenditure Accounts

FUND	FUND	DEPT *	DEPT *	EXPENDITURE ACCOUNTS	
#	NAME	#	NAME	ACTIVITY CODE	OBJECT COD

**departments are not applicable to all funds and accounts*
**accounts may be created during the year as needed*

1216.370.460521.350.000 CONSERVATION LANDS

1216.370.460521.370.000 TRAVEL

1216.370.460521.380.000 TRAINING

1216.370.460521.900 CAPITAL OUTLAY

1216.370.460521.930.000 IMPROVEMENTS

1216.370.460522 CONVERSATION LAND DONATIONS

1216.370.460522.200 SUPPLIES

1216.370.460522.230.000 REPAIR/MAINTENANCE

1216.370.460522.900 CAPITAL OUTLAY

1216.370.460522.930.000 IMPROVEMENTS

1216.370.510110 MERCHANT SERVICES

1216.370.510110.500 FIXED CHARGES

1217 PARKS CITY LIFE GYM LEASE

370 PARKS & RECREATION

1217.370.460440 CITY LIFE GYM LEASE

1217.370.460440.100 PERSONAL SERVICES

1217.370.460440.110.000 SALARIES AND WAGES

1217.370.460440.140.000 EMPLOYER CONTRIBUTIONS

1217.370.460440.200 SUPPLIES

1217.370.460440.220.000 OPERATING SUPPLIES

1217.370.460440.230.000 REPAIR/MAINTENANCE

1217.370.460440.300 PURCHASED SERVICES

1217.370.460440.320.000 PRINTING & DUPLICATING

1217.370.460440.330.000 PUBLICITY, SUBSCRIPTIONS & DUES

1217.370.460440.360.000 REPAIR & MAINTENANCE

1217.370.460440.500 FIXED CHARGES

1217.370.460440.500.000 LEASE/FIXED CHARGES

1217.370.460440.900 CAPITAL OUTLAY

1217.370.460440.930.000 IMPROVEMENTS

1217.370.460471 RECREATION ADULTS

City of Missoula FY 2018 Expenditure Accounts

FUND	FUND	DEPT *	DEPT*	EXPENDITURE ACCOUNTS	
#	NAME	#	NAME	ACTIVITY CODE	OBJECT COD

**departments are not applicable to all funds and accounts*
**accounts may be created during the year as needed*

1217.370.460471.200 SUPPLIES
1217.370.510110 MERCHANT SERVICES
 1217.370.510110.500 FIXED CHARGES

1218 ALL ABILITIES PLAYGROUND

370 PARKS & RECREATION

1218.370.460444 PLAYGROUNDS
 1218.370.460444.300 PURCHASED SERVICES
 1218.370.460444.900 CAPITAL OUTLAY
1218.370.510110 MERCHANT SERVICES
 1218.370.510110.500 FIXED CHARGES

1219 FT MISSOULA REGIONAL PARK

370 PARKS & RECREATION

1219.370.460401 CONSTRUCTION
 1219.370.460401.100 PERSONAL SERVICES
 1219.370.460401.110.000 SALARIES AND WAGES
 1219.370.460401.140.000 EMPLOYER CONTRIBUTIONS
 1219.370.460401.141.000 STATE RETIREMENT CONTRIBUTIONS
 1219.370.460401.200 SUPPLIES
 1219.370.460401.220.000 OPERATING SUPPLIES
 1219.370.460401.300 PURCHASED SERVICES
 1219.370.460401.344.000 TELEPHONE SERVICE
 1219.370.460401.900 CAPITAL OUTLAY
 1219.370.460401.930.000 IMPROVEMENTS
1219.370.460441 RECREATION
 1219.370.460441.100 PERSONAL SERVICES
 1219.370.460441.110.000 SALARIES AND WAGES
 1219.370.460441.140.000 EMPLOYER CONTRIBUTIONS
 1219.370.460441.200 SUPPLIES
 1219.370.460441.210.000 OFFICE SUPPLIES
 1219.370.460441.220.000 OPERATING SUPPLIES

City of Missoula FY 2018 Expenditure Accounts

FUND	FUND	DEPT *	DEPT*	EXPENDITURE ACCOUNTS	
#	NAME	#	NAME	ACTIVITY CODE	OBJECT COD

**departments are not applicable to all funds and accounts*
**accounts may be created during the year as needed*

1219.370.460441.230.000 REPAIR/MAINTENANCE
 1219.370.460441.240.000 OTHER SUPPLIES
 1219.370.460441.250.000 SUPPLIES FOR RESALE
 1219.370.460441.300 PURCHASED SERVICES
 1219.370.460441.310.000 COMMUNICATIONS
 1219.370.460441.320.000 PRINTING & DUPLICATING
 1219.370.460441.330.000 PUBLICITY, SUBSCRIPTIONS & DUES
 1219.370.460441.340.000 SEWER
 1219.370.460441.341.000 ELECTRICITY & NATURAL GAS
 1219.370.460441.343.000 WATER CHARGES
 1219.370.460441.344.000 TELEPHONE SERVICE
 1219.370.460441.345.000 GARBAGE
 1219.370.460441.350.000 PROFESSIONAL SERVICES
 1219.370.460441.360.000 REPAIR & MAINTENANCE
 1219.370.460441.370.000 TRAVEL
 1219.370.460441.380.000 TRAINING
 1219.370.460441.390.000 OTHER PURCHASED SERVICES
 1219.370.460441.500 FIXED CHARGES
 1219.370.460441.500.000 FIXED CHARGES
 1219.370.460441.900 CAPITAL OUTLAY
 1219.370.460441.930.000 IMPROVEMENTS
1219.370.460444 PLAYGROUNDS
 1219.370.460444.200 SUPPLIES
 1219.370.460444.220.000 OPERATING SUPPLIES
 1219.370.460444.300 PURCHASED SERVICES
 1219.370.460444.900 CAPITAL OUTLAY
1219.370.460452 ART MUSEUM
 1219.370.460452.300 PURCHASED SERVICES
1219.370.460501 PARK MAINTENANCE ROUTINE
 1219.370.460501.100 PERSONAL SERVICES

City of Missoula FY 2018 Expenditure Accounts

FUND	FUND	DEPT *	DEPT*	EXPENDITURE ACCOUNTS	
#	NAME	#	NAME	ACTIVITY CODE	OBJECT COD

**departments are not applicable to all funds and accounts*
**accounts may be created during the year as needed*

1219.370.460501.110.000 SALARIES AND WAGES
 1219.370.460501.120.000 OVERTIME
 1219.370.460501.140.000 EMPLOYER CONTRIBUTIONS
 1219.370.460501.200 SUPPLIES
 1219.370.460501.220.000 OPERATING SUPPLIES
 1219.370.460501.230.000 REPAIR/MAINTENANCE
 1219.370.460501.231.000 GASOLINE
 1219.370.460501.300 PURCHASED SERVICES
 1219.370.460501.341.000 ELECTRICITY & NATURAL GAS
 1219.370.460501.343.000 WATER CHARGES
 1219.370.460501.344.000 TELEPHONE SERVICE
 1219.370.460501.345.000 GARBAGE
 1219.370.460501.350.000 PROFESSIONAL SERVICES
 1219.370.460501.360.000 REPAIR & MAINTENANCE
 1219.370.460501.900 CAPITAL OUTLAY
 1219.370.460501.940.000 MACHINERY & EQUIPMENT
1219.370.460520 FMRP - COUNTY MAINTENANCE
 1219.370.460520.100 PERSONAL SERVICES
 1219.370.460520.110.000 SALARIES AND WAGES
 1219.370.460520.140.000 EMPLOYER CONTRIBUTIONS
 1219.370.460520.141.000 STATE RETIREMENT CONTRIBUTIONS
 1219.370.460520.200 SUPPLIES
 1219.370.460520.220.000 OPERATING SUPPLIES
 1219.370.460520.230.000 REPAIR/MAINTENANCE
 1219.370.460520.231.000 GASOLINE
 1219.370.460520.300 PURCHASED SERVICES
 1219.370.460520.341.000 ELECTRICITY & NATURAL GAS
 1219.370.460520.343.000 WATER CHARGES
 1219.370.460520.344.000 TELEPHONE SERVICE
 1219.370.460520.350.000 PROFESSIONAL SERVICES

City of Missoula FY 2018 Expenditure Accounts

FUND	FUND	DEPT *	DEPT *	EXPENDITURE ACCOUNTS	
#	NAME	#	NAME	ACTIVITY CODE	OBJECT COD

**departments are not applicable to all funds and accounts*
**accounts may be created during the year as needed*

1219.370.460520.360.000 REPAIR & MAINTENANCE
 1219.370.460520.900 CAPITAL OUTLAY
 1219.370.460520.940.000 MACHINERY & EQUIPMENT
1219.370.510110 MERCHANT SERVICES
 1219.370.510110.500 FIXED CHARGES

1241 CEMETERY CREMAIN WALL FUND

340 CEMETERY

1241.340.430920 FACILITIES
 1241.340.430920.900 CAPITAL OUTLAY
1241.340.430921 CEMETERY MEMORIAL
 1241.340.430921.900 CAPITAL OUTLAY
 1241.340.430921.930.000 IMPROVEMENTS
1241.340.430930 GROUNDS MAINTENANCE
 1241.340.430930.900 CAPITAL OUTLAY
 1241.340.430930.930.000 IMPROVEMENTS
1241.340.510110 MERCHANT SERVICES
 1241.340.510110.500 FIXED CHARGES

1242 CEMETERY CAPITAL RESERVE FUND

340 CEMETERY

1242.340.430920 FACILITIES
 1242.340.430920.800 OTHER OBJECTS
 1242.340.430920.845.000 CONTINGENCY
 1242.340.430920.900 CAPITAL OUTLAY
 1242.340.430920.920.000 BUILDINGS
1242.340.430930 GROUNDS MAINTENANCE
 1242.340.430930.300 PURCHASED SERVICES
 1242.340.430930.900 CAPITAL OUTLAY
 1242.340.430930.930.000 IMPROVEMENTS
 1242.340.430930.940.000 MACHINERY & EQUIPMENT
1242.340.510110 MERCHANT SERVICES

City of Missoula FY 2018 Expenditure Accounts

FUND #	FUND NAME	DEPT #	DEPT * NAME	EXPENDITURE ACCOUNTS	ACTIVITY CODE	OBJECT COD	*departments are not applicable to all funds and accounts	*accounts may be created during the year as needed
--------	-----------	--------	-------------	----------------------	---------------	------------	---	--

1242.340.510110.500 FIXED CHARGES

1243 CEMETERY MEMORIAL FUND

340 CEMETERY

1243.340.430921 CEMETERY MEMORIAL

1243.340.430921.900 CAPITAL OUTLAY

1243.340.430930 GROUNDS MAINTENANCE

1243.340.430930.900 CAPITAL OUTLAY

1243.340.430930.930.000 IMPROVEMENTS

1243.340.510110 MERCHANT SERVICES

1243.340.510110.500 FIXED CHARGES

1251 JOHNSON ST PROPERTY RENTAL

246 FACILITY MAINTENANCE DEPARTMENT

1251.246.430220 FACILITY

1251.246.430220.200 SUPPLIES

1251.246.430220.300 PURCHASED SERVICES

1251.246.431350 VEHICLE FACILITY

1251.246.431350.200 SUPPLIES

1251.246.431350.300 PURCHASED SERVICES

1251.246.431350.360.000 REPAIR & MAINTENANCE

1251.246.431350.500 FIXED CHARGES

1265 TITLE 1 PROJECTS FUND

240 FINANCE

1265.240.411850 ECONOMIC DEVELOPMENT

1265.240.411850.500 FIXED CHARGES

1265.240.411850.700 GRANTS & CONTRIBUTIONS

1265.240.411850.700.000 GRANTS & CONTRIBUTIONS

1265.240.411850.800 OTHER OBJECTS

1265.240.470343 MISSOULA HOUSING CORPORATION

1265.240.470343.700 GRANTS & CONTRIBUTIONS

City of Missoula FY 2018 Expenditure Accounts

FUND #	FUND NAME	DEPT #	DEPT NAME	EXPENDITURE ACCOUNTS	ACTIVITY CODE	OBJECT COD
--------	-----------	--------	-----------	----------------------	---------------	------------

**departments are not applicable to all funds and accounts*
**accounts may be created during the year as needed*

1265.240.510110 MERCHANT SERVICES

1265.240.510110.500 FIXED CHARGES

1396 PROGRAM INCOME REVOLVING LOAN PROGRAM

390 NON-DEPARTMENTAL

1396.390.470200 HOUSING REHAB

1396.390.470200.700 GRANTS & CONTRIBUTIONS

1396.390.470200.700.000 RENTAL REHAB GRANTS

1396.390.470401 WORD GRANT

1396.390.470401.300 PURCHASED SERVICES

1396.390.510110 MERCHANT SERVICES

1396.390.510110.500 FIXED CHARGES

1397 STATE HOME PROGRAM INCOME

390 NON-DEPARTMENTAL

1397.390.470200 HOUSING REHAB

1397.390.470200.300 PURCHASED SERVICES

1397.390.470200.350.000 STATE HOME PROGRAM INCOME/CONTRACT SVS

1397.390.470200.700 GRANTS & CONTRIBUTIONS

1397.390.470200.700.000 GRANTS & CONTRIBUTIONS

1397.390.510110 MERCHANT SERVICES

1397.390.510110.500 FIXED CHARGES

2250 PLANNING FUND

250 DEVELOPMENT SERVICES

2250.250.410554 RESERVE FOR SALARY INCREASE

2250.250.410554.100 PERSONAL SERVICES

2250.250.410554.110.000 SALARIES AND WAGES

2250.250.410554.140.000 EMPLOYER CONTRIBUTIONS

2250.250.411030 PLANNING

2250.250.411030.100 PERSONAL SERVICES

2250.250.411030.110.000 SALARIES AND WAGES

City of Missoula FY 2018 Expenditure Accounts

FUND	FUND	DEPT *	DEPT*	EXPENDITURE ACCOUNTS	
#	NAME	#	NAME	ACTIVITY CODE	OBJECT COD

**departments are not applicable to all funds and accounts*
**accounts may be created during the year as needed*

2250.250.411030.140.000 EMPLOYER CONTRIBUTIONS
 2250.250.411030.141.000 STATE RETIREMENT CONTRIBUTIONS
 2250.250.411030.200 SUPPLIES
 2250.250.411030.210.000 OFFICE SUPPLIES
 2250.250.411030.220.000 OPERATING SUPPLIES
 2250.250.411030.231.000 GASOLINE
 2250.250.411030.300 PURCHASED SERVICES
 2250.250.411030.310.000 COMMUNICATIONS
 2250.250.411030.310.351 COMMUNICATIONS
 2250.250.411030.320.000 PRINTING & DUPLICATING
 2250.250.411030.330.000 PUBLICITY, SUBSCRIPTIONS & DUES
 2250.250.411030.344.000 TELEPHONE SERVICE
 2250.250.411030.350.000 PROFESSIONAL SERVICES
 2250.250.411030.360.000 REPAIR & MAINTENANCE
 2250.250.411030.370.000 TRAVEL
 2250.250.411030.380.000 TRAINING
 2250.250.411030.390.000 OTHER PURCHASED SERVICES
 2250.250.411030.500 FIXED CHARGES
 2250.250.411030.500.000 FIXED CHARGES
 2250.250.411030.700 GRANTS & CONTRIBUTIONS
 2250.250.411030.700.000 GRANTS & CONTRIBUTIONS
 2250.250.411030.800 OTHER OBJECTS
2250.250.411050 DEVELOPMENT & PERMIT REVIEWS
 2250.250.411050.200 SUPPLIES
2250.250.419000 GENERAL GOV'T ONETIME EXPENDITURES
 2250.250.419000.200 SUPPLIES
 2250.250.419000.210.000 OFFICE SUPPLIES
2250.250.430255 BIKE-PED PROGRAM & TRAILS
 2250.250.430255.300 PURCHASED SERVICES
2250.250.460460 HISTORIC PRESERVATION

City of Missoula FY 2018 Expenditure Accounts

FUND	FUND	DEPT *	DEPT *	EXPENDITURE ACCOUNTS	
#	NAME	#	NAME	ACTIVITY CODE	OBJECT COD

**departments are not applicable to all funds and accounts*
**accounts may be created during the year as needed*

2250.250.460460.100 PERSONAL SERVICES
 2250.250.460460.110.000 SALARIES AND WAGES
 2250.250.460460.140.000 EMPLOYER CONTRIBUTIONS
 2250.250.460460.200 SUPPLIES
 2250.250.460460.210.000 OFFICE SUPPLIES
 2250.250.460460.220.000 OPERATING SUPPLIES
 2250.250.460460.231.000 GASOLINE
 2250.250.460460.300 PURCHASED SERVICES
 2250.250.460460.310.000 COMMUNICATIONS
 2250.250.460460.320.000 PRINTING & DUPLICATING
 2250.250.460460.330.000 PUBLICITY, SUBSCRIPTIONS & DUES
 2250.250.460460.344.000 TELEPHONE SERVICE
 2250.250.460460.350.000 PROFESSIONAL SERVICES
 2250.250.460460.370.000 TRAVEL
 2250.250.460460.380.000 TRAINING
2250.250.510110 MERCHANT SERVICES
 2250.250.510110.500 FIXED CHARGES
2250.250.510306 SALARY RESERVE
 2250.250.510306.100 PERSONAL SERVICES
2250.250.521000 INTERFUND OPERATING TRANSFERS
 2250.250.521000.800 OTHER OBJECTS

2310 PUBLIC SAFETY INFORMATION SYSTEMS

310 BUILDING INSPECTION

2310.310.420510 ADMINISTRATION
 2310.310.420510.200 SUPPLIES
 2310.310.420510.800 OTHER OBJECTS
 2310.310.420510.900 CAPITAL OUTLAY
2310.310.510110 MERCHANT SERVICES
 2310.310.510110.500 FIXED CHARGES

2321 IMPACT FEE FUND

City of Missoula FY 2018 Expenditure Accounts

FUND	FUND	DEPT *	DEPT*	EXPENDITURE ACCOUNTS	
#	NAME	#	NAME	ACTIVITY CODE	OBJECT COD

**departments are not applicable to all funds and accounts*
**accounts may be created during the year as needed*

390 NON-DEPARTMENTAL

2321.390.410361 IMPACT FEE STUDY

2321.390.410361.300 PURCHASED SERVICES

2321.390.410361.350.000 PROFESSIONAL SERVICES

2321.390.410361.800 OTHER OBJECTS

2321.390.411240 CITY HALL POLICE RESTROOMS

2321.390.411240.900 CAPITAL OUTLAY

2321.390.420002 PUBLIC SAFETY CORE HEAVY EQUIP

2321.390.420002.900 CAPITAL OUTLAY

2321.390.420002.930.000 IMPROVEMENTS

2321.390.420002.940.000 FIRE EMS UNIT

2321.390.420120 FACILITIES

2321.390.420120.900 CAPITAL OUTLAY

2321.390.420120.930.000 POLICE EVIDENCE STORAGE FACILITY

2321.390.420400 FIRE PROTECTION & CONTROL

2321.390.420400.900 CAPITAL OUTLAY

2321.390.420400.940.000 CONFINED SPACE RESCUE TRAINING PROP

2321.390.430232 RIGHT OF WAY ROAD CONSTRUCTION

2321.390.430232.900 CAPITAL OUTLAY

2321.390.430232.930.181 SOUTH AVE IMPROV. RESERVE-36

2321.390.430232.930.182 VAN BUREN ST

2321.390.430233 CLARK FORK LN IIMPROVEMENTS

2321.390.430233.900 CAPITAL OUTLAY

2321.390.430233.930.000 Clark Fork Ln & South of Pacific Ave

2321.390.430236 BRIDGE CONSTUCTION

2321.390.430236.700 GRANTS & CONTRIBUTIONS

2321.390.430248 CREGG LN IMPROVEMENTS

2321.390.430248.900 CAPITAL OUTLAY

2321.390.430248.930.000 CREGG LN IMPROVEMENTS

2321.390.430248.930.394 CREGG LANE IMPROVEMENTS-PARKS

City of Missoula FY 2018 Expenditure Accounts

FUND	FUND	DEPT *	DEPT*	EXPENDITURE ACCOUNTS	
#	NAME	#	NAME	ACTIVITY CODE	OBJECT COD

**departments are not applicable to all funds and accounts*
**accounts may be created during the year as needed*

2321.390.430255 BIKE-PED PROGRAM & TRAILS

2321.390.430255.900 CAPITAL OUTLAY

2321.390.430255.930.181 BELLVUE PARK BIKE SKILLS FEATURES

2321.390.430264 MULLAN/GEO ELMER SIGNAL

2321.390.430264.300 PURCHASED SERVICES

2321.390.430264.900 CAPITAL OUTLAY

2321.390.430264.930.000 IMPROVEMENTS

2321.390.460305 COMMUNITY CENTER

2321.390.460305.900 CAPITAL OUTLAY

2321.390.460401 CONSTRUCTION

2321.390.460401.900 CAPITAL OUTLAY

2321.390.460401.930.000 FORT MISSOULA

2321.390.460433 PARK AREAS

2321.390.460433.900 CAPITAL OUTLAY

2321.390.460433.930.181 JEFFREY PARK PHASE I

2321.390.460433.930.182 McCORMIC PARK

2321.390.460433.930.183 MRL PARK DEVELOPMENT

2321.390.510000 Un-Allocated IFAC Approved Appropriation

2321.390.510000.800 OTHER OBJECTS

2321.390.510000.900 CAPITAL OUTLAY

2321.390.510000.930.000 IMPROVEMENTS

2321.390.510110 MERCHANT SERVICES

2321.390.510110.500 FIXED CHARGES

2322 GEORGE ELMER/CATTLE DR INTERSECTION

390 NON-DEPARTMENTAL

2322.390.510100 SPECIAL ASSESSMENTS

2322.390.510100.300 PURCHASED SERVICES

2322.390.510100.350.000 PROFESSIONAL SERVICES

2322.390.510100.800 OTHER OBJECTS

2322.390.510100.900 CAPITAL OUTLAY

City of Missoula FY 2018 Expenditure Accounts

FUND	FUND	DEPT *	DEPT *	EXPENDITURE ACCOUNTS	
#	NAME	#	NAME	ACTIVITY CODE	OBJECT COD

**departments are not applicable to all funds and accounts*
**accounts may be created during the year as needed*

2322.390.510110 MERCHANT SERVICES

2322.390.510110.500 FIXED CHARGES

2365 PUBLIC ART FUND

220 MAYOR

2365.220.460451 ADMINISTRATION

2365.220.460451.300 PURCHASED SERVICES

2365.220.460451.320.000 PRINTING & DUPLICATING

2365.220.460457 PUBLIC ART

2365.220.460457.300 PURCHASED SERVICES

2365.220.460457.390.000 OTHER PURCHASED SERVICES

2365.220.460457.900 CAPITAL OUTLAY

2365.220.460459 MAINTENANCE

2365.220.460459.200 SUPPLIES

2365.220.460459.300 PURCHASED SERVICES

2365.220.460459.900 CAPITAL OUTLAY

2365.220.460518 *** Title Not Found ***

2365.220.460518.300 PURCHASED SERVICES

2365.220.460518.350.000 PROFESSIONAL SERVICES

2365.220.460518.800 OTHER OBJECTS

2365.220.460518.900 CAPITAL OUTLAY

2365.220.510110 MERCHANT SERVICES

2365.220.510110.500 FIXED CHARGES

2371 EMPLOYEE HEALTH INSURANCE LEVY FUND

390 NON-DEPARTMENTAL

2371.390.510110 MERCHANT SERVICES

2371.390.510110.500 FIXED CHARGES

2371.390.521000 INTERFUND OPERATING TRANSFERS

2371.390.521000.800 OTHER OBJECTS

2372 PERMISSIVE MEDICAL LEVY

City of Missoula FY 2018 Expenditure Accounts

FUND #	FUND NAME	DEPT #	DEPT * NAME	EXPENDITURE ACCOUNTS	ACTIVITY CODE	OBJECT COD	
							<i>*departments are not applicable to all funds and accounts</i>
							<i>*accounts may be created during the year as needed</i>

390 NON-DEPARTMENTAL

2372.390.510110 MERCHANT SERVICES

2372.390.510110.500 FIXED CHARGES

2372.390.521000 INTERFUND OPERATING TRANSFERS

2372.390.521000.800 OTHER OBJECTS

2372.390.521000.820.000 TRANSFERS TO OTHER FUNDS

2389 CABLE TELEVISION FRANCHISE FUND

390 NON-DEPARTMENTAL

2389.390.411810 CABLE TV FRANCHISE

2389.390.411810.300 PURCHASED SERVICES

2389.390.411810.350.000 PROFESSIONAL SERVICES

2389.390.411810.370.000 TRAVEL

2389.390.411810.380.000 TRAINING

2389.390.411810.700 GRANTS & CONTRIBUTIONS

2389.390.411810.700.000 GRANTS & CONTRIBUTIONS

2389.390.411810.800 OTHER OBJECTS

2389.390.411810.820.000 TRANSFERS TO OTHER FUNDS

2389.390.411810.900 CAPITAL OUTLAY

2389.390.411810.940.000 MACHINERY & EQUIPMENT

2389.390.510110 MERCHANT SERVICES

2389.390.510110.500 FIXED CHARGES

2390 DRUG FORFEITURE FUND

290 POLICE

2390.290.420142 NARCOTICS

2390.290.420142.100 PERSONAL SERVICES

2390.290.420142.200 SUPPLIES

2390.290.420142.220.000 OPERATING SUPPLIES

2390.290.420142.230.000 REPAIR/MAINTENANCE

2390.290.420142.231.000 GASOLINE

2390.290.420142.300 PURCHASED SERVICES

City of Missoula FY 2018 Expenditure Accounts

FUND	FUND	DEPT *	DEPT *	EXPENDITURE ACCOUNTS	
#	NAME	#	NAME	ACTIVITY CODE	OBJECT COD

**departments are not applicable to all funds and accounts*
**accounts may be created during the year as needed*

2390.290.420142.310.000 COMMUNICATIONS
 2390.290.420142.320.000 PRINTING & DUPLICATING
 2390.290.420142.350.000 PROFESSIONAL SERVICES
 2390.290.420142.360.000 REPAIR & MAINTENANCE
 2390.290.420142.370.000 TRAVEL
 2390.290.420142.380.000 TRAINING
 2390.290.420142.390.000 OTHER PURCHASED SERVICES
 2390.290.420142.500 FIXED CHARGES
 2390.290.420142.500.000 FIXED CHARGES
 2390.290.420142.700 GRANTS & CONTRIBUTIONS
 2390.290.420142.800 OTHER OBJECTS
 2390.290.420142.900 CAPITAL OUTLAY
 2390.290.420142.940.000 MACHINERY & EQUIPMENT
2390.290.510110 MERCHANT SERVICES
 2390.290.510110.500 FIXED CHARGES

2394 BUILDING INSPECTION FUND

310 BUILDING INSPECTION

2394.310.420500 PROTECTIVE INSPECTIONS
 2394.310.420500.100 PERSONAL SERVICES
 2394.310.420500.110.000 SALARIES AND WAGES
 2394.310.420500.120.000 OVERTIME
 2394.310.420500.140.000 EMPLOYER CONTRIBUTIONS
 2394.310.420500.141.000 STATE RETIREMENT CONTRIBUTIONS
 2394.310.420500.200 SUPPLIES
 2394.310.420500.210.000 OFFICE SUPPLIES
 2394.310.420500.220.000 OPERATING SUPPLIES
 2394.310.420500.230.000 REPAIR/MAINTENANCE
 2394.310.420500.231.000 GASOLINE
 2394.310.420500.250.000 SUPPLIES FOR RESALE
 2394.310.420500.300 PURCHASED SERVICES

City of Missoula FY 2018 Expenditure Accounts

FUND	FUND	DEPT *	DEPT*	EXPENDITURE ACCOUNTS	
#	NAME	#	NAME	ACTIVITY CODE	OBJECT COD

**departments are not applicable to all funds and accounts*
**accounts may be created during the year as needed*

2394.310.420500.310.000 COMMUNICATIONS
 2394.310.420500.320.000 PRINTING & DUPLICATING
 2394.310.420500.330.000 PUBLICITY, SUBSCRIPTIONS & DUES
 2394.310.420500.344.000 TELEPHONE SERVICE
 2394.310.420500.350.000 PROFESSIONAL SERVICES
 2394.310.420500.360.000 REPAIR & MAINTENANCE
 2394.310.420500.370.000 TRAVEL
 2394.310.420500.380.000 TRAINING
 2394.310.420500.500 FIXED CHARGES
 2394.310.420500.500.000 FIXED CHARGES
 2394.310.420500.600 DEBT SERVICE
 2394.310.420500.900 CAPITAL OUTLAY
2394.310.510110 MERCHANT SERVICES
 2394.310.510110.500 FIXED CHARGES
 2394.310.510110.500.000 FIXED CHARGES
2394.310.510306 SALARY RESERVE
 2394.310.510306.100 PERSONAL SERVICES

2395 CITY GRANTS & PROGRAM INCOME FUND

390 NON-DEPARTMENTAL

2395.390.470200 HOUSING REHAB
 2395.390.470200.700 GRANTS & CONTRIBUTIONS
 2395.390.470200.800 OTHER OBJECTS
2395.390.470210 ADMINISTRATION
 2395.390.470210.300 PURCHASED SERVICES
 2395.390.470210.800 OTHER OBJECTS
2395.390.470220 PROPERTY ACQUISITION
 2395.390.470220.300 PURCHASED SERVICES
2395.390.470300 ECONOMIC DEVELOPMENT
 2395.390.470300.700 GRANTS & CONTRIBUTIONS
2395.390.510110 MERCHANT SERVICES

City of Missoula FY 2018 Expenditure Accounts

FUND #	FUND NAME	DEPT #	DEPT * NAME	EXPENDITURE ACCOUNTS	ACTIVITY CODE	OBJECT COD	*departments are not applicable to all funds and accounts	*accounts may be created during the year as needed
--------	-----------	--------	-------------	----------------------	---------------	------------	---	--

2395.390.510110.500 FIXED CHARGES

2396 ENERGY EFFICIENCY REVOLVING LOAN FUND

390 NON-DEPARTMENTAL

2396.390.510001 EECBG REVOLVING LOAN FUND

2396.390.510001.700 GRANTS & CONTRIBUTIONS

2399 DANGEROUS BUILDING DEMOLITION & REPAIR F

310 BUILDING INSPECTION

2399.310.420510 ADMINISTRATION

2399.310.420510.800 OTHER OBJECTS

2399.310.420510.845.000 CONTINGENCY

2399.310.510110 MERCHANT SERVICES

2399.310.510110.500 FIXED CHARGES

2400 STREET LIGHTING ASSESSMENTS FUND

280 PUBLIC WORKS OPERATIONS

2400.280.430263 STREET LIGHTING

2400.280.430263.300 PURCHASED SERVICES

2400.280.430263.341.000 ELECTRICITY & NATURAL GAS

2400.280.430263.350.000 PROFESSIONAL SERVICES

2400.280.510110 MERCHANT SERVICES

2400.280.510110.500 FIXED CHARGES

2500 STREET MAINTENANCE ASSESSMENT FUND

390 NON-DEPARTMENTAL

2500.390.510110 MERCHANT SERVICES

2500.390.510110.500 FIXED CHARGES

2500.390.521000 INTERFUND OPERATING TRANSFERS

2500.390.521000.300 PURCHASED SERVICES

2500.390.521000.345.000 GARBAGE

2500.390.521000.800 OTHER OBJECTS

2500.390.521000.820.000 TRANSFERS TO OTHER FUNDS

City of Missoula FY 2018 Expenditure Accounts

FUND	FUND	DEPT *	DEPT *	EXPENDITURE ACCOUNTS	
#	NAME	#	NAME	ACTIVITY CODE	OBJECT COD

**departments are not applicable to all funds and accounts*
**accounts may be created during the year as needed*

2512 ROAD DISTRICT #1

320 STREET MAINTENANCE

2512.320.430100 PUBLIC WORKS ADMINISTRATION

2512.320.430100.100 PERSONAL SERVICES
 2512.320.430100.110.000 SALARIES AND WAGES
 2512.320.430100.140.000 EMPLOYER CONTRIBUTIONS
 2512.320.430100.141.000 STATE RETIREMENT CONTRIBUTIONS
 2512.320.430100.200 SUPPLIES
 2512.320.430100.210.000 OFFICE SUPPLIES
 2512.320.430100.300 PURCHASED SERVICES
 2512.320.430100.350.000 PROFESSIONAL SERVICES
 2512.320.430100.370.000 TRAVEL
 2512.320.430100.380.000 TRAINING
 2512.320.430100.500 FIXED CHARGES
 2512.320.430100.700 GRANTS & CONTRIBUTIONS
 2512.320.430100.700.000 GRANTS & CONTRIBUTIONS
 2512.320.430100.800 OTHER OBJECTS
 2512.320.430100.900 CAPITAL OUTLAY
 2512.320.430100.930.000 IMPROVEMENTS

2512.320.430220 FACILITY

2512.320.430220.200 SUPPLIES

2512.320.430230 STREET RESTORATION

2512.320.430230.200 SUPPLIES
 2512.320.430230.220.000 STREET RESTORATION/OPERATING SUPP
 2512.320.430230.230.000 STREET RESTORATION/MAINT & REPAIR
 2512.320.430230.300 PURCHASED SERVICES
 2512.320.430230.310.000 COMMUNICATIONS
 2512.320.430230.400 BUILDING MATERIALS
 2512.320.430230.400.000 BUILDING MATERIALS
 2512.320.430230.500 FIXED CHARGES

City of Missoula FY 2018 Expenditure Accounts

FUND	FUND	DEPT *	DEPT *	EXPENDITURE ACCOUNTS	
#	NAME	#	NAME	ACTIVITY CODE	OBJECT COD

**departments are not applicable to all funds and accounts*
**accounts may be created during the year as needed*

2512.320.430230.500.000 FIXED CHARGES
 2512.320.430230.800 OTHER OBJECTS
 2512.320.430230.900 CAPITAL OUTLAY
2512.320.430233 CLARK FORK LN IMPROVEMENTS
 2512.320.430233.900 CAPITAL OUTLAY
2512.320.430234 CURB & GUTTERS
 2512.320.430234.900 CAPITAL OUTLAY
 2512.320.430234.930.000 ADA SIDEWALK ASSISTANCE
2512.320.430240 STREET MAINTENANCE
 2512.320.430240.100 PERSONAL SERVICES
 2512.320.430240.110.000 SALARIES AND WAGES
 2512.320.430240.140.000 EMPLOYER CONTRIBUTIONS
 2512.320.430240.141.000 STATE RETIREMENT CONTRIBUTIONS
 2512.320.430240.200 SUPPLIES
 2512.320.430240.220.000 STREET MAINT/OPER SUPPLIES
 2512.320.430240.230.000 STREET MAINT/REPAIR & MAINT
 2512.320.430240.240.000 OTHER SUPPLIES
 2512.320.430240.400 BUILDING MATERIALS
 2512.320.430240.400.000 BUILDING MATERIALS
2512.320.430251 ICE & SNOW REMOVAL
 2512.320.430251.100 PERSONAL SERVICES
 2512.320.430251.110.000 SALARIES AND WAGES
 2512.320.430251.140.000 EMPLOYER CONTRIBUTIONS
 2512.320.430251.141.000 STATE RETIREMENT CONTRIBUTIONS
 2512.320.430251.200 SUPPLIES
 2512.320.430251.220.000 OPERATING SUPPLIES
 2512.320.430251.230.000 SNOW/ICE CTRL REPAIR & MAINT
2512.320.430252 STREET CLEANING
 2512.320.430252.200 SUPPLIES
 2512.320.430252.220.000 STREET CLEANING/OPERATING SUPPLIES

City of Missoula FY 2018 Expenditure Accounts

FUND	FUND	DEPT *	DEPT*	EXPENDITURE ACCOUNTS	
#	NAME	#	NAME	ACTIVITY CODE	OBJECT COD

**departments are not applicable to all funds and accounts*
**accounts may be created during the year as needed*

2512.320.430252.230.000 STREET CLEANING/REPAIR & MAINT

2512.320.430252.500 FIXED CHARGES

2512.320.430252.500.000 FIXED CHARGES

2512.320.430262 SIDEWALK & CURB

2512.320.430262.300 PURCHASED SERVICES

2512.320.430262.350.000 SIDEWALK & CURB-PROFESSIONAL SERVICES

2512.320.430262.600 DEBT SERVICE

2512.320.430262.610.000 PRINCIPAL

2512.320.430262.900 CAPITAL OUTLAY

2512.320.430262.930.000 SIDEWALK & CURB-MPROVEMENTS

2512.320.430264 TRAFFIC SIGNAL MAINTENANCE

2512.320.430264.700 GRANTS & CONTRIBUTIONS

2512.320.430264.900 CAPITAL OUTLAY

2512.320.430265 SIGNING & STRIPING

2512.320.430265.100 PERSONAL SERVICES

2512.320.430265.110.000 SALARIES AND WAGES

2512.320.430265.140.000 EMPLOYER CONTRIBUTIONS

2512.320.430265.141.000 STATE RETIREMENT CONTRIBUTIONS

2512.320.430265.200 SUPPLIES

2512.320.430265.230.000 SIGNING & STRIPING-REPAIR/MAINTENANCE

2512.320.430265.231.000 SIGNING & STRIPING/GASOLINE

2512.320.431200 FLOOD CONTROL

2512.320.431200.100 PERSONAL SERVICES

2512.320.431200.200 SUPPLIES

2512.320.431200.300 PURCHASED SERVICES

2512.320.431200.360.000 REPAIR & MAINTENANCE

2512.320.431200.900 CAPITAL OUTLAY

2512.320.431200.930.000 FLOOD CONTROL MAINT/MPROVEMENTS

2512.320.460434 GREENWAYS & HORTICULTURE

2512.320.460434.200 SUPPLIES

City of Missoula FY 2018 Expenditure Accounts

FUND	FUND	DEPT *	DEPT*	EXPENDITURE ACCOUNTS	
#	NAME	#	NAME	ACTIVITY CODE	OBJECT COD

**departments are not applicable to all funds and accounts*
**accounts may be created during the year as needed*

2512.320.460434.230.000 ADOPT A TRAFFIC CIRCLE

2512.320.460434.300 PURCHASED SERVICES

2512.320.460434.360.000 REPAIR & MAINTENANCE

2512.320.490504 DEBT SERVICE

2512.320.490504.600 DEBT SERVICE

2512.320.490504.610.000 PRINCIPAL

2512.320.490504.620.000 INTEREST / SERVICE FEES

2512.320.510110 MERCHANT SERVICES

2512.320.510110.500 FIXED CHARGES

2512.320.510200 JUDGMENT & LOSSES

2512.320.510200.500 FIXED CHARGES

2512.320.510200.500.000 FIXED CHARGES

2512.320.521004 TRANSFER TO GENERAL FUND

2512.320.521004.800 OTHER OBJECTS

2512.320.521004.820.000 GENERAL FUND SUPPORT

390 NON-DEPARTMENTAL

2512.390.510200 JUDGMENT & LOSSES

2512.390.510200.500 FIXED CHARGES

2513 PARK DISTRICT #1

370 PARKS & RECREATION

2513.370.460400 PARKS ASSET MANAGEMENT

2513.370.460400.300 PURCHASED SERVICES

2513.370.460400.300.000 PURCHASED SERVICES

2513.370.460400.900 CAPITAL OUTLAY

2513.370.460400.930.000 RENOVATE REPLACE IMPROVE

2513.370.460400.940.000 MACHINERY & EQUIPMENT

2513.370.460432 PARK ADMIN

2513.370.460432.100 PERSONAL SERVICES

2513.370.460432.110.000 SALARIES AND WAGES

2513.370.460432.140.000 EMPLOYER CONTRIBUTIONS

City of Missoula FY 2018 Expenditure Accounts

FUND	FUND	DEPT *	DEPT*	EXPENDITURE ACCOUNTS	
#	NAME	#	NAME	ACTIVITY CODE	OBJECT COD

**departments are not applicable to all funds and accounts*
**accounts may be created during the year as needed*

2513.370.460432.141.000 STATE RETIREMENT CONTRIBUTIONS

2513.370.460432.200 SUPPLIES

2513.370.460432.220.000 OPERATING SUPPLIES

2513.370.460432.300 PURCHASED SERVICES

2513.370.460432.330.000 PUBLICITY, SUBSCRIPTIONS & DUES

2513.370.460432.344.000 TELEPHONE SERVICE

2513.370.460432.350.000 PROFESSIONAL SERVICES

2513.370.460432.360.000 REPAIR & MAINTENANCE

2513.370.460432.370.000 TRAVEL

2513.370.460432.380.000 TRAINING

2513.370.460432.600 DEBT SERVICE

2513.370.460432.700 GRANTS & CONTRIBUTIONS

2513.370.460432.900 CAPITAL OUTLAY

2513.370.460434 GREENWAYS & HORTICULTURE

2513.370.460434.100 PERSONAL SERVICES

2513.370.460434.110.000 GREENWAYS & HORTICULTURE

2513.370.460434.140.000 GREENWAYS & HORTICULTURE-EMPL CONTRI

2513.370.460434.141.000 STATE RETIREMENT CONTRIBUTIONS

2513.370.460434.200 SUPPLIES

2513.370.460434.220.000 OPERATING SUPPLIES

2513.370.460434.230.000 REPAIR/MAINTENANCE

2513.370.460434.231.000 GASOLINE

2513.370.460434.300 PURCHASED SERVICES

2513.370.460434.341.000 ELECTRICITY & NATURAL GAS

2513.370.460434.343.000 WATER CHARGES

2513.370.460434.345.000 GARBAGE

2513.370.460434.350.000 PROFESSIONAL SERVICES

2513.370.460434.360.000 REPAIR & MAINTENANCE

2513.370.460434.380.000 TRAINING

2513.370.460439 URBAN FORESTRY\ GREENWAY & HORTICULTURE

City of Missoula FY 2018 Expenditure Accounts

FUND	FUND	DEPT *	DEPT*	EXPENDITURE ACCOUNTS	
#	NAME	#	NAME	ACTIVITY CODE	OBJECT COD

**departments are not applicable to all funds and accounts*
**accounts may be created during the year as needed*

2513.370.460439.100 PERSONAL SERVICES
 2513.370.460439.110.000 SALARIES AND WAGES
 2513.370.460439.120.000 OVERTIME
 2513.370.460439.140.000 EMPLOYER CONTRIBUTIONS
 2513.370.460439.141.000 STATE RETIREMENT CONTRIBUTIONS
 2513.370.460439.200 SUPPLIES
 2513.370.460439.220.000 OPERATING SUPPLIES
 2513.370.460439.230.000 REPAIR/MAINTENANCE
 2513.370.460439.300 PURCHASED SERVICES
 2513.370.460439.310.000 COMMUNICATIONS
 2513.370.460439.330.000 PUBLICITY, SUBSCRIPTIONS & DUES
 2513.370.460439.344.000 TELEPHONE SERVICE
 2513.370.460439.350.000 PROFESSIONAL SERVICES
 2513.370.460439.360.000 REPAIR & MAINTENANCE
 2513.370.460439.380.000 TRAINING
2513.370.460470 RECREATION MORE
 2513.370.460470.100 PERSONAL SERVICES
 2513.370.460470.110.000 SALARIES AND WAGES
 2513.370.460470.140.000 EMPLOYER CONTRIBUTIONS
 2513.370.460470.141.000 STATE RETIREMENT CONTRIBUTIONS
 2513.370.460470.200 SUPPLIES
 2513.370.460470.220.000 OPERATING SUPPLIES
 2513.370.460470.300 PURCHASED SERVICES
 2513.370.460470.360.000 REPAIR & MAINTENANCE
2513.370.460474 SPRAY DECKS
 2513.370.460474.200 SUPPLIES
 2513.370.460474.230.000 SPRAY DECKS/REPAIR/MAINTENANCE
 2513.370.460474.300 PURCHASED SERVICES
 2513.370.460474.341.000 ELECTRICITY & NATURAL GAS
 2513.370.460474.360.000 REPAIR & MAINTENANCE

City of Missoula FY 2018 Expenditure Accounts

FUND	FUND	DEPT *	DEPT*	EXPENDITURE ACCOUNTS	
#	NAME	#	NAME	ACTIVITY CODE	OBJECT COD

**departments are not applicable to all funds and accounts*
**accounts may be created during the year as needed*

2513.370.460477 GRILL VAN

2513.370.460477.200 SUPPLIES
 2513.370.460477.300 PURCHASED SERVICES

2513.370.460484 CONSERVATION LANDS MGMT

2513.370.460484.100 PERSONAL SERVICES
 2513.370.460484.110.000 CONSRVTN LAND MGMT/WAGES
 2513.370.460484.120.000 OVERTIME
 2513.370.460484.140.000 CONSRVTN LAND MGMT/EMP CONTRIBUTIONS
 2513.370.460484.141.000 STATE RETIREMENT CONTRIBUTIONS
 2513.370.460484.200 SUPPLIES
 2513.370.460484.220.000 OPERATING SUPPLIES
 2513.370.460484.230.000 REPAIR/MAINTENANCE
 2513.370.460484.300 PURCHASED SERVICES
 2513.370.460484.350.000 PROFESSIONAL SERVICES

2513.370.460485 SAFETY & TRAINING

2513.370.460485.100 PERSONAL SERVICES
 2513.370.460485.300 PURCHASED SERVICES

2513.370.460501 PARK MAINTENANCE ROUTINE

2513.370.460501.100 PERSONAL SERVICES
 2513.370.460501.110.000 PARK MAINT ROUTINE/SALARIES AND WAGES
 2513.370.460501.140.000 PARK MAINT ROUTINE/WAGES
 2513.370.460501.200 SUPPLIES
 2513.370.460501.220.000 OPERATING SUPPLIES
 2513.370.460501.230.000 REPAIR/MAINTENANCE
 2513.370.460501.231.000 GASOLINE
 2513.370.460501.300 PURCHASED SERVICES
 2513.370.460501.341.000 ELECTRICITY & NATURAL GAS
 2513.370.460501.343.000 WATER CHARGES
 2513.370.460501.345.000 GARBAGE
 2513.370.460501.350.000 PROFESSIONAL SERVICES

City of Missoula FY 2018 Expenditure Accounts

FUND	FUND	DEPT *	DEPT *	EXPENDITURE ACCOUNTS	
#	NAME	#	NAME	ACTIVITY CODE	OBJECT COD

**departments are not applicable to all funds and accounts*
**accounts may be created during the year as needed*

2513.370.460501.360.000 REPAIR & MAINTENANCE

2513.370.460503 SPORTS FACILITIES MAINTENANCE

2513.370.460503.200 SUPPLIES

2513.370.460506 CARAS PARK IMPROVEMENTS

2513.370.460506.900 CAPITAL OUTLAY

2513.370.490504 DEBT SERVICE

2513.370.490504.600 DEBT SERVICE

2513.370.490504.610.000 PRINCIPAL

2513.370.490504.620.000 INTEREST / SERVICE FEES

2513.370.510110 MERCHANT SERVICES

2513.370.510110.500 FIXED CHARGES

2513.370.521003 FORT MISSOULA REGIONAL PARK SUBSIDY

2513.370.521003.800 OTHER OBJECTS

2513.370.521003.820.000 TRANSFERS TO OTHER FUNDS

2513.370.521004 TRANSFER TO GENERAL FUND

2513.370.521004.800 OTHER OBJECTS

2513.370.521004.820.000 TRANSFERS TO OTHER FUNDS

2820 STATE GAS TAX FUND

280 PUBLIC WORKS OPERATIONS

2820.280.430230 STREET RESTORATION

2820.280.430230.300 PURCHASED SERVICES

2820.280.430230.500 FIXED CHARGES

2820.280.430230.800 OTHER OBJECTS

2820.280.430230.820.000 TRANSFERS TO OTHER FUNDS

2820.280.430230.900 CAPITAL OUTLAY

2820.280.430230.930.000 IMPROVEMENTS

2820.280.510110 MERCHANT SERVICES

2820.280.510110.500 FIXED CHARGES

2917 CRIME VICTIM SURCHARGE

390 NON-DEPARTMENTAL

City of Missoula FY 2018 Expenditure Accounts

FUND	FUND	DEPT *	DEPT *	EXPENDITURE ACCOUNTS	
#	NAME	#	NAME	ACTIVITY CODE	OBJECT COD

**departments are not applicable to all funds and accounts*
**accounts may be created during the year as needed*

2917.390.510110 MERCHANT SERVICES

2917.390.510110.500 FIXED CHARGES

2918 LAW ENFORCEMENT BLOCK GRANT FUND

290 POLICE

2918.290.420174 JAG V GRANT

2918.290.420174.200 SUPPLIES

2918.290.420174.220.000 OPERATING SUPPLIES-JAG V

2918.290.420174.300 PURCHASED SERVICES

2918.290.420174.700 GRANTS & CONTRIBUTIONS

2918.290.420174.700.000 JAG V /GRANTS & CONTRIBUTIONS

2919 HIDTA FUND

290 POLICE

2919.290.420142 HIDTA STATE FORFEITURES

2919.290.420142.100 PERSONAL SERVICES

2919.290.420142.120.000 OVERTIME

2919.290.420142.140.000 EMPLOYER CONTRIBUTIONS

2919.290.420142.200 SUPPLIES

2919.290.420142.210.000 OFFICE SUPPLIES

2919.290.420142.220.000 OPERATING SUPPLIES

2919.290.420142.300 PURCHASED SERVICES

2919.290.420142.320.000 PRINTING & DUPLICATING

2919.290.420142.341.000 ELECTRICITY & NATURAL GAS

2919.290.420142.344.000 TELEPHONE SERVICE

2919.290.420142.350.000 PROFESSIONAL SERVICES

2919.290.420142.350.011 TOWING/PROFESSIONAL SERVICES

2919.290.420142.350.012 STORAGE PROJECT/PROFESSIONAL SERVICES

2919.290.420142.360.000 REPAIR & MAINTENANCE

2919.290.420142.370.000 TRAVEL

2919.290.420142.380.000 TRAINING

2919.290.420142.390.000 OTHER PURCHASED SERVICES

City of Missoula FY 2018 Expenditure Accounts

FUND	FUND	DEPT *	DEPT*	EXPENDITURE ACCOUNTS	
#	NAME	#	NAME	ACTIVITY CODE	OBJECT COD

**departments are not applicable to all funds and accounts*
**accounts may be created during the year as needed*

2919.290.420142.500 FIXED CHARGES
 2919.290.420142.500.000 FIXED CHARGES
 2919.290.420142.700 GRANTS & CONTRIBUTIONS
 2919.290.420142.700.002 STATE/GRANTS & CONTRIBUTIONS
 2919.290.420142.900 CAPITAL OUTLAY
2919.290.510110 MERCHANT SERVICES
 2919.290.510110.500 FIXED CHARGES

2939 CDBG PROGRAM INCOME ACCOUNT

400 ENTITLEMENT GRANTS

2939.400.470000 HOUSING & COMMUNITY DEVELOPMENT
 2939.400.470000.300 PURCHASED SERVICES
 2939.400.470000.350.000 PROFESSIONAL SERVICES
 2939.400.470000.800 OTHER OBJECTS
2939.400.470290 PUBLIC SERVICE PROJECTS
 2939.400.470290.700 GRANTS & CONTRIBUTIONS
 2939.400.470290.700.000 PUBLIC SERVICE PROJECTS
2939.400.470335 GRANT & COMMUNITY PROGRAMS
 2939.400.470335.800 OTHER OBJECTS
2939.400.470450 CONSTRUCTION PROJECTS
 2939.400.470450.700 GRANTS & CONTRIBUTIONS
 2939.400.470450.700.000 CONSTRUCTION/REHAB
2939.400.510110 MERCHANT SERVICES
 2939.400.510110.500 FIXED CHARGES

2940 CDBG FUND

400 ENTITLEMENT GRANTS

2940.400.470000 HOUSING & COMMUNITY DEVELOPMENT
 2940.400.470000.700 GRANTS & CONTRIBUTIONS
 2940.400.470000.800 OTHER OBJECTS
 2940.400.470000.820.000 TRANSFERS TO OTHER FUNDS
2940.400.470001 FAIR HOUSING STUDY

City of Missoula FY 2018 Expenditure Accounts

FUND	FUND	DEPT *	DEPT *	EXPENDITURE ACCOUNTS	
#	NAME	#	NAME	ACTIVITY CODE	OBJECT COD

**departments are not applicable to all funds and accounts*
**accounts may be created during the year as needed*

2940.400.470001.700 GRANTS & CONTRIBUTIONS
2940.400.470290 PUBLIC SERVICE PROJECTS
 2940.400.470290.700 GRANTS & CONTRIBUTIONS
 2940.400.470290.700.000 GRANTS & CONTRIBUTIONS
2940.400.470291 YWCA
 2940.400.470291.700 GRANTS & CONTRIBUTIONS
2940.400.470292 FY12 homeWORD
 2940.400.470292.700 GRANTS & CONTRIBUTIONS
2940.400.470293 MISSOULA FOOD BANK
 2940.400.470293.700 GRANTS & CONTRIBUTIONS
2940.400.470294 FY12 WORD
 2940.400.470294.700 GRANTS & CONTRIBUTIONS
2940.400.470296 MISSOULA AGING SERVICES
 2940.400.470296.700 GRANTS & CONTRIBUTIONS
2940.400.470298 FY12 RAMP
 2940.400.470298.700 GRANTS & CONTRIBUTIONS
 2940.400.470298.700.000 FY13 RAMP
2940.400.470315 MISSOULA PARKS & REC
 2940.400.470315.700 GRANTS & CONTRIBUTIONS
 2940.400.470315.800 OTHER OBJECTS
2940.400.470318 FY12 POVERELLO FACILITY REPAIRS
 2940.400.470318.700 GRANTS & CONTRIBUTIONS
2940.400.470335 GRANT & COMMUNITY PROGRAMS
 2940.400.470335.300 PURCHASED SERVICES
 2940.400.470335.350.000 PROFESSIONAL SERVICES
 2940.400.470335.700 GRANTS & CONTRIBUTIONS
 2940.400.470335.700.000 GRANTS & CONTRIBUTIONS
2940.400.470397 FY12 GARDEN CITY HARVEST
 2940.400.470397.700 GRANTS & CONTRIBUTIONS
2940.400.470403 FY12 PARKS & RECREATION GRANTS

City of Missoula FY 2018 Expenditure Accounts

FUND	FUND	DEPT *	DEPT *	EXPENDITURE ACCOUNTS	
#	NAME	#	NAME	ACTIVITY CODE	OBJECT COD

**departments are not applicable to all funds and accounts*
**accounts may be created during the year as needed*

2940.400.470403.700 GRANTS & CONTRIBUTIONS

2940.400.470439 FY16 HOMEWORD SWEETGRASS

2940.400.470439.700 GRANTS & CONTRIBUTIONS

2940.400.470450 CONSTRUCTION PROJECTS

2940.400.470450.700 GRANTS & CONTRIBUTIONS

2940.400.470450.700.000 GRANTS & CONTRIBUTIONS

2940.400.510110 MERCHANT SERVICES

2940.400.510110.500 FIXED CHARGES

2940.400.521000 INTERFUND OPERATING TRANSFERS

2940.400.521000.800 OTHER OBJECTS

2941 HOME FUND

390 NON-DEPARTMENTAL

2941.390.330000 * Title Not Found *****

2941.390.330000.300 PURCHASED SERVICES

400 ENTITLEMENT GRANTS

2941.400.470235 * Title Not Found *****

2941.400.470235.800 OTHER OBJECTS

2941.400.470290 PUBLIC SERVICE PROJECTS

2941.400.470290.700 GRANTS & CONTRIBUTIONS

2941.400.470290.700.000 GRANTS & CONTRIBUTIONS

2941.400.470335 GRANT & COMMUNITY PROGRAMS

2941.400.470335.300 PURCHASED SERVICES

2941.400.470335.330.000 PUBLICITY, SUBSCRIPTIONS & DUES

2941.400.470335.350.000 ADMIN FEES

2941.400.470335.700 GRANTS & CONTRIBUTIONS

2941.400.470335.700.000 GRANTS & CONTRIBUTIONS

2941.400.470335.800 OTHER OBJECTS

2941.400.470385 FY16 DISTRICT XI HRC TBRA

2941.400.470385.700 GRANTS & CONTRIBUTIONS

2941.400.470385.700.000 FY16 DISTRICT XI HRC TBRA

City of Missoula FY 2018 Expenditure Accounts

FUND	FUND	DEPT *	DEPT *	EXPENDITURE ACCOUNTS	
#	NAME	#	NAME	ACTIVITY CODE	OBJECT COD

**departments are not applicable to all funds and accounts*
**accounts may be created during the year as needed*

2941.400.470405 HOME PROGRAM INCOME

2941.400.470405.700 GRANTS & CONTRIBUTIONS
 2941.400.470405.800 OTHER OBJECTS
 2941.400.470405.820.000 TRANSFERS TO OTHER FUNDS

2941.400.470407 FY12 DIST XI HRC

2941.400.470407.700 GRANTS & CONTRIBUTIONS

2941.400.470439 HOMEWORD SWEETGRASS

2941.400.470439.700 GRANTS & CONTRIBUTIONS

2941.400.470450 CONSTRUCTION PROJECTS

2941.400.470450.700 GRANTS & CONTRIBUTIONS
 2941.400.470450.700.000 GRANTS & CONTRIBUTIONS

2941.400.470500 HOME GRANTS

2941.400.470500.700 GRANTS & CONTRIBUTIONS

2941.400.470520 FY16 WORD TBRA

2941.400.470520.700 GRANTS & CONTRIBUTIONS

2941.400.510110 MERCHANT SERVICES

2941.400.510110.500 FIXED CHARGES

2941.400.521000 INTERFUND OPERATING TRANSFERS

2941.400.521000.800 OTHER OBJECTS

2943 CITY HOME PROGRAM INCOME

400 ENTITLEMENT GRANTS

2943.400.470290 PUBLIC SERVICE PROJECTS

2943.400.470290.700 GRANTS & CONTRIBUTIONS

2943.400.470335 GRANT & COMMUNITY PROGRAMS

2943.400.470335.800 OTHER OBJECTS

2943.400.470405 HOME PROGRAM INCOME

2943.400.470405.300 PURCHASED SERVICES
 2943.400.470405.350.000 PROFESSIONAL SERVICES
 2943.400.470405.700 GRANTS & CONTRIBUTIONS

2943.400.470450 CONSTRUCTION PROJECTS

City of Missoula FY 2018 Expenditure Accounts

FUND	FUND	DEPT *	DEPT *	EXPENDITURE ACCOUNTS	
#	NAME	#	NAME	ACTIVITY CODE	OBJECT COD

**departments are not applicable to all funds and accounts*
**accounts may be created during the year as needed*

2943.400.470450.700 GRANTS & CONTRIBUTIONS

2943.400.470450.700.000 CONSTRUCTION / REHAB

2955 TRANSPORTATION

250 DEVELOPMENT SERVICES

2955.250.410554 RESERVE FOR SALARY INCREASE

2955.250.410554.100 PERSONAL SERVICES

2955.250.410554.110.000 SALARIES AND WAGES

2955.250.410554.140.000 EMPLOYER CONTRIBUTIONS

2955.250.411070 TRANSPORTATION

2955.250.411070.100 PERSONAL SERVICES

2955.250.411070.110.000 SALARIES AND WAGES

2955.250.411070.140.000 EMPLOYER CONTRIBUTIONS

2955.250.411070.141.000 STATE RETIREMENT CONTRIBUTIONS

2955.250.411070.200 SUPPLIES

2955.250.411070.210.000 OFFICE SUPPLIES

2955.250.411070.220.000 OPERATING SUPPLIES

2955.250.411070.240.000 OTHER SUPPLIES

2955.250.411070.300 PURCHASED SERVICES

2955.250.411070.310.000 COMMUNICATIONS

2955.250.411070.320.000 PRINTING & DUPLICATING

2955.250.411070.330.000 PUBLICITY, SUBSCRIPTIONS & DUES

2955.250.411070.344.000 TELEPHONE SERVICE

2955.250.411070.350.000 PROFESSIONAL SERVICES

2955.250.411070.360.000 REPAIR & MAINTENANCE

2955.250.411070.370.000 TRAVEL

2955.250.411070.380.000 TRAINING

2955.250.411070.500 FIXED CHARGES

2955.250.411070.500.000 FIXED CHARGES

2955.250.411070.700 GRANTS & CONTRIBUTIONS

2955.250.411070.700.000 GRANTS & CONTRIBUTIONS

City of Missoula FY 2018 Expenditure Accounts

FUND	FUND	DEPT *	DEPT*	EXPENDITURE ACCOUNTS	
#	NAME	#	NAME	ACTIVITY CODE	OBJECT COD

**departments are not applicable to all funds and accounts*
**accounts may be created during the year as needed*

2955.250.411070.800 OTHER OBJECTS
 2955.250.411070.820.000 TRANSFERS TO OTHER FUNDS
 2955.250.411070.845.000 CONTINGENCY
2955.250.411079 BIKE/PED MDT
 2955.250.411079.100 PERSONAL SERVICES
 2955.250.411079.110.000 SALARIES AND WAGES
 2955.250.411079.120.000 OVERTIME
 2955.250.411079.140.000 EMPLOYER CONTRIBUTIONS
 2955.250.411079.200 SUPPLIES
 2955.250.411079.220.000 OPERATING SUPPLIES
 2955.250.411079.300 PURCHASED SERVICES
 2955.250.411079.320.000 PRINTING & DUPLICATING
 2955.250.411079.330.000 PUBLICITY, SUBSCRIPTIONS & DUES
 2955.250.411079.350.000 PROFESSIONAL SERVICES
 2955.250.411079.390.000 OTHER PURCHASED SERVICES
2955.250.411080 MIM MDT
 2955.250.411080.100 PERSONAL SERVICES
 2955.250.411080.110.000 CMAQ/MIM-SALARIES AND WAGES
 2955.250.411080.140.000 EMPLOYER CONTRIBUTIONS
 2955.250.411080.200 SUPPLIES
 2955.250.411080.210.000 OFFICE SUPPLIES
 2955.250.411080.220.000 OPERATING SUPPLIES
 2955.250.411080.300 PURCHASED SERVICES
 2955.250.411080.310.000 COMMUNICATIONS
 2955.250.411080.320.000 PRINTING & DUPLICATING
 2955.250.411080.330.000 PUBLICITY, SUBSCRIPTIONS & DUES
 2955.250.411080.344.000 TELEPHONE SERVICE
 2955.250.411080.350.000 PROFESSIONAL SERVICES
 2955.250.411080.370.000 TRAVEL
 2955.250.411080.380.000 TRAINING

City of Missoula FY 2018 Expenditure Accounts

FUND	FUND	DEPT *	DEPT*	EXPENDITURE ACCOUNTS	
#	NAME	#	NAME	ACTIVITY CODE	OBJECT COD

**departments are not applicable to all funds and accounts*
**accounts may be created during the year as needed*

2955.250.411080.390.000 OTHER PURCHASED SERVICES

2955.250.411080.500 FIXED CHARGES

2955.250.411080.500.000 FIXED CHARGES

2955.250.411080.700 GRANTS & CONTRIBUTIONS

2955.250.411080.700.000 GRANTS & CONTRIBUTIONS

2955.250.411080.800 OTHER OBJECTS

2955.250.430255 BIKE-PED PROGRAM & TRAILS

2955.250.430255.100 PERSONAL SERVICES

2955.250.430255.110.000 SALARIES AND WAGES

2955.250.430255.140.000 EMPLOYER CONTRIBUTIONS

2955.250.430255.200 SUPPLIES

2955.250.430255.210.000 OFFICE SUPPLIES

2955.250.430255.300 PURCHASED SERVICES

2955.250.430255.310.000 COMMUNICATIONS

2955.250.430255.320.000 PRINTING & DUPLICATING

2955.250.430255.330.000 PUBLICITY, SUBSCRIPTIONS & DUES

2955.250.430255.344.000 TELEPHONE SERVICE

2955.250.430255.350.000 PROFESSIONAL SERVICES

2955.250.430255.370.000 TRAVEL

2955.250.430255.380.000 TRAINING

2955.250.430255.390.000 OTHER PURCHASED SERVICES

2955.250.430255.500 FIXED CHARGES

2955.250.430255.500.000 FIXED CHARGES

2955.250.430255.700 GRANTS & CONTRIBUTIONS

2955.250.430255.800 OTHER OBJECTS

2955.250.430255.900 CAPITAL OUTLAY

2955.250.430257 Missoula Active Transportation Plan

2955.250.430257.200 SUPPLIES

2955.250.430257.300 PURCHASED SERVICES

2955.250.430257.900 CAPITAL OUTLAY

City of Missoula FY 2018 Expenditure Accounts

FUND	FUND	DEPT *	DEPT *	EXPENDITURE ACCOUNTS	
#	NAME	#	NAME	ACTIVITY CODE	OBJECT COD

**departments are not applicable to all funds and accounts*
**accounts may be created during the year as needed*

2955.250.430267 CMAQ GRANT

2955.250.430267.200 SUPPLIES

2955.250.510110 MERCHANT SERVICES

2955.250.510110.500 FIXED CHARGES

2955.250.510306 SALARY RESERVE

2955.250.510306.100 PERSONAL SERVICES

2955.250.521000 INTERFUND OPERATING TRANSFERS

2955.250.521000.800 OTHER OBJECTS

2987 FEDERAL TRANSPORTATION FUND

390 NON-DEPARTMENTAL

2987.390.430255 Bitterroot Bike Trail Safe Crossings

2987.390.430255.900 CAPITAL OUTLAY

2987.390.430255.930.000 Bitterroot Bike Trail Safe Crossings

2987.390.430257 BICYCLE COMMUTER NETWORK

2987.390.430257.900 CAPITAL OUTLAY

2987.390.460509 KIM WILLIAMS TRAIL

2987.390.460509.900 CAPITAL OUTLAY

2987.390.460509.930.076 IMPROVEMENTS-RTP/STATE GRANTS

2987.390.510000 MISCELLANEOUS

2987.390.510000.800 OTHER OBJECTS

2988 GRANTS & DONATIONS FUND

223 CITY CLERK

2988.223.510110 MERCHANT SERVICES

2988.223.510110.500 FIXED CHARGES

300 FIRE

2988.300.420731 AFG GRANT

2988.300.420731.900 CAPITAL OUTLAY

2988.300.420731.940.000 AFG GRANT-LARYNGOSCOPES

390 NON-DEPARTMENTAL

2988.390.420000 MISC GRANTS

City of Missoula FY 2018 Expenditure Accounts

FUND	FUND	DEPT *	DEPT*	EXPENDITURE ACCOUNTS	
#	NAME	#	NAME	ACTIVITY CODE	OBJECT COD

**departments are not applicable to all funds and accounts*
**accounts may be created during the year as needed*

2988.390.420000.700 GRANTS & CONTRIBUTIONS

2988.390.420000.700.000 GRANTS & CONTRIBUTIONS

2988.390.420000.800 OTHER OBJECTS

2988.390.420432 FIRE EXPLORERS

2988.390.420432.700 GRANTS & CONTRIBUTIONS

2988.390.420432.700.000 FIRE EXPLORERS/GRANTS & CONTRIBUTIONS

2988.390.420433 COMBAT CHALLENGE

2988.390.420433.200 SUPPLIES

2988.390.420433.300 PURCHASED SERVICES

2988.390.420433.700 GRANTS & CONTRIBUTIONS

2988.390.430100 GREEN BLOCKS PILOT PROJECT

2988.390.430100.300 PURCHASED SERVICES

2988.390.430100.700 GRANTS & CONTRIBUTIONS

2988.390.430230 STREET RESTORATION

2988.390.430230.900 CAPITAL OUTLAY

2988.390.430230.930.000 IMPROVEMENTS

2988.390.470404 BROWNFIELDS CLEANUP RLF

2988.390.470404.300 PURCHASED SERVICES

2988.390.470404.350.000 PROFESSIONAL SERVICES

2988.390.470404.700 GRANTS & CONTRIBUTIONS

2988.390.470404.700.000 BROWNSFIELD RLF CLEANUP

2988.390.470404.800 OTHER OBJECTS

2988.390.470404.820.000 TRANSFERS TO OTHER FUNDS

2988.390.470405 BROWNFIELDS ASSESSMENT

2988.390.470405.300 PURCHASED SERVICES

2988.390.470405.700 GRANTS & CONTRIBUTIONS

2988.390.470405.700.000 BROWNFIELDS AREA WIDE PLANNING GRANT

2988.390.470405.800 OTHER OBJECTS

2989 POLICE GRANTS & DONATIONS

290 POLICE

City of Missoula FY 2018 Expenditure Accounts

FUND	FUND	DEPT *	DEPT*	EXPENDITURE ACCOUNTS	
#	NAME	#	NAME	ACTIVITY CODE	OBJECT COD

**departments are not applicable to all funds and accounts*
**accounts may be created during the year as needed*

2989.290.420000 PUBLIC SAFETY

2989.290.420000.700 GRANTS & CONTRIBUTIONS
 2989.290.420000.700.000 GRANTS & CONTRIBUTIONS

2989.290.420143 ANTI-GRAFFITI

2989.290.420143.200 SUPPLIES
 2989.290.420143.210.000 OFFICE SUPPLIES
 2989.290.420143.220.000 OPERATING SUPPLIES

2989.290.420144 BIAS CRIME CAMPAIGN

2989.290.420144.300 PURCHASED SERVICES
 2989.290.420144.350.000 PROFESSIONAL SERVICES

2989.290.420150 STATE EQUIPMENT GRANT

2989.290.420150.200 SUPPLIES
 2989.290.420150.220.000 OPERATING SUPPLIES

2989.290.420160 ICAC

2989.290.420160.100 PERSONAL SERVICES
 2989.290.420160.110.000 SALARIES AND WAGES
 2989.290.420160.120.000 OVERTIME
 2989.290.420160.140.000 EMPLOYER CONTRIBUTIONS
 2989.290.420160.200 SUPPLIES
 2989.290.420160.220.000 OPERATING SUPPLIES
 2989.290.420160.300 PURCHASED SERVICES
 2989.290.420160.350.000 PROFESSIONAL SERVICES
 2989.290.420160.370.000 TRAVEL

2989.290.420161 ICAC GOOGLE

2989.290.420161.100 PERSONAL SERVICES
 2989.290.420161.110.000 SALARIES AND WAGES
 2989.290.420161.115.000 SALARIES/HEALTH INSURANCE BENEFIT
 2989.290.420161.130.000 OTHER
 2989.290.420161.133.000 EDUCATION COMPENSATION
 2989.290.420161.140.000 EMPLOYER CONTRIBUTIONS

City of Missoula FY 2018 Expenditure Accounts

FUND	FUND	DEPT *	DEPT *	EXPENDITURE ACCOUNTS	
#	NAME	#	NAME	ACTIVITY CODE	OBJECT COD

**departments are not applicable to all funds and accounts*
**accounts may be created during the year as needed*

2989.290.420180 BULLETPROOF VEST PROGRAM

2989.290.420180.200 SUPPLIES
 2989.290.420180.220.000 OPERATING SUPPLIES

2989.290.420181 2018 HIDTA

2989.290.420181.100 PERSONAL SERVICES
 2989.290.420181.120.000 OVERTIME
 2989.290.420181.140.000 EMPLOYER CONTRIBUTIONS
 2989.290.420181.200 SUPPLIES
 2989.290.420181.300 PURCHASED SERVICES
 2989.290.420181.344.000 TELEPHONE SERVICE
 2989.290.420181.360.013 COPIER MAINTENANCE
 2989.290.420181.500 FIXED CHARGES
 2989.290.420181.500.000 FIXED CHARGES

2989.290.420184 DUI TASK FORCES

2989.290.420184.100 PERSONAL SERVICES
 2989.290.420184.120.000 OVERTIME
 2989.290.420184.140.000 EMPLOYER CONTRIBUTIONS

2989.290.420190 STATE OT SEAT BELT GRANT

2989.290.420190.100 PERSONAL SERVICES
 2989.290.420190.110.000 SALARIES AND WAGES
 2989.290.420190.120.000 OVERTIME
 2989.290.420190.140.000 EMPLOYER CONTRIBUTIONS
 2989.290.420190.300 PURCHASED SERVICES

2989.290.420191 SELECTIVE TRAFFIC ENF PROG (STEP) GRANT

2989.290.420191.100 PERSONAL SERVICES
 2989.290.420191.110.000 SALARIES AND WAGES
 2989.290.420191.120.000 OVERTIME
 2989.290.420191.140.000 EMPLOYER CONTRIBUTIONS
 2989.290.420191.300 PURCHASED SERVICES
 2989.290.420191.370.000 TRAVEL

City of Missoula FY 2018 Expenditure Accounts

FUND	FUND	DEPT *	DEPT*	EXPENDITURE ACCOUNTS	
#	NAME	#	NAME	ACTIVITY CODE	OBJECT COD

**departments are not applicable to all funds and accounts*
**accounts may be created during the year as needed*

2989.290.420195 2017 HIDTA

2989.290.420195.100 PERSONAL SERVICES
 2989.290.420195.120.000 OVERTIME
 2989.290.420195.140.000 EMPLOYER CONTRIBUTIONS
 2989.290.420195.200 SUPPLIES
 2989.290.420195.210.000 OFFICE SUPPLIES
 2989.290.420195.220.000 OPERATING SUPPLIES
 2989.290.420195.220.032 OPERATING SUPPLIES
 2989.290.420195.300 PURCHASED SERVICES
 2989.290.420195.344.000 TELEPHONE SERVICE
 2989.290.420195.350.000 PROFESSIONAL SERVICES
 2989.290.420195.350.039 PROFESSIONAL SERVICES
 2989.290.420195.350.040 SO OVERTIME
 2989.290.420195.360.000 REPAIR & MAINTENANCE
 2989.290.420195.360.013 REPAIR & MAINTENANCE
 2989.290.420195.370.000 TRAVEL
 2989.290.420195.500 FIXED CHARGES
 2989.290.420195.500.000 FIXED CHARGES

2989.290.420196 HIDTA 2018

2989.290.420196.100 PERSONAL SERVICES
 2989.290.420196.120.000 OVERTIME
 2989.290.420196.140.000 EMPLOYER CONTRIBUTIONS
 2989.290.420196.200 SUPPLIES
 2989.290.420196.210.000 OFFICE SUPPLIES
 2989.290.420196.220.000 OPERATING SUPPLIES
 2989.290.420196.300 PURCHASED SERVICES
 2989.290.420196.344.000 TELEPHONE SERVICE
 2989.290.420196.350.000 PROFESSIONAL SERVICES
 2989.290.420196.360.000 REPAIR & MAINTENANCE
 2989.290.420196.370.000 TRAVEL

City of Missoula FY 2018 Expenditure Accounts

FUND	FUND	DEPT *	DEPT *	EXPENDITURE ACCOUNTS	
#	NAME	#	NAME	ACTIVITY CODE	OBJECT COD

**departments are not applicable to all funds and accounts*
**accounts may be created during the year as needed*

2989.290.420196.500 FIXED CHARGES
 2989.290.420196.500.000 FIXED CHARGES
 2989.290.420196.700 GRANTS & CONTRIBUTIONS

2991 BROWNFIELDS

400 ENTITLEMENT GRANTS

2991.400.470710 ADMIN
 2991.400.470710.700 GRANTS & CONTRIBUTIONS
 2991.400.470710.800 OTHER OBJECTS
2991.400.470715 PROJECTS
 2991.400.470715.700 GRANTS & CONTRIBUTIONS
 2991.400.470715.700.000 GRANTS & CONTRIBUTIONS
2991.400.470720 ADMIN
 2991.400.470720.700 GRANTS & CONTRIBUTIONS
 2991.400.470720.700.000 GRANTS & CONTRIBUTIONS
2991.400.470725 PROJECTS
 2991.400.470725.700 GRANTS & CONTRIBUTIONS
 2991.400.470725.700.000 GRANTS & CONTRIBUTIONS

3000 SID REVOLVING FUND

390 NON-DEPARTMENTAL

3000.390.510110 MERCHANT SERVICES
 3000.390.510110.500 FIXED CHARGES
3000.390.521000 INTERFUND OPERATING TRANSFERS
 3000.390.521000.800 OTHER OBJECTS
 3000.390.521000.820.000 TRANSFERS TO OTHER FUNDS

3005 SID REBATES

390 NON-DEPARTMENTAL

3005.390.510110 MERCHANT SERVICES
 3005.390.510110.500 FIXED CHARGES

3065 1998 PUBLIC SAFETY G O BONDS FUND

City of Missoula FY 2018 Expenditure Accounts

FUND #	FUND NAME	DEPT #	DEPT NAME	EXPENDITURE ACCOUNTS	ACTIVITY CODE	OBJECT COD
--------	-----------	--------	-----------	----------------------	---------------	------------

**departments are not applicable to all funds and accounts*
**accounts may be created during the year as needed*

3065.000.520100 * Title Not Found *****

3065.000.520100.800 OTHER OBJECTS

390 NON-DEPARTMENTAL

3065.390.510110 MERCHANT SERVICES

3065.390.510110.500 FIXED CHARGES

3070 1996 OPEN SPACE GO BONDS

390 NON-DEPARTMENTAL

3070.390.490100 GO BONDS

3070.390.490100.800 OTHER OBJECTS

3070.390.510110 MERCHANT SERVICES

3070.390.510110.500 FIXED CHARGES

3075 1997 OPEN SPACE G O BOND FUND

390 NON-DEPARTMENTAL

3075.390.490100 GO BONDS

3075.390.490100.800 OTHER OBJECTS

3075.390.510110 MERCHANT SERVICES

3075.390.510110.500 FIXED CHARGES

3080 1994 FIRE EQUIP/CITY HALLS REFUND BOND F

390 NON-DEPARTMENTAL

3080.390.490100 GO BONDS

3080.390.490100.600 DEBT SERVICE

3080.390.490100.800 OTHER OBJECTS

3080.390.510110 MERCHANT SERVICES

3080.390.510110.500 FIXED CHARGES

3085 1993 FIRE STATION G O BOND FUND

390 NON-DEPARTMENTAL

3085.390.490100 GO BONDS

3085.390.490100.800 OTHER OBJECTS

3085.390.510110 MERCHANT SERVICES

City of Missoula FY 2018 Expenditure Accounts

FUND	FUND	DEPT *	DEPT *	EXPENDITURE ACCOUNTS	
#	NAME	#	NAME	ACTIVITY CODE	OBJECT COD

**departments are not applicable to all funds and accounts*
**accounts may be created during the year as needed*

3085.390.510110.500 FIXED CHARGES

3090 2004 AQUATICS BOND

390 NON-DEPARTMENTAL

3090.390.490100 GO BONDS

3090.390.490100.600 DEBT SERVICE

3090.390.490100.800 OTHER OBJECTS

3090.390.510110 MERCHANT SERVICES

3090.390.510110.500 FIXED CHARGES

3091 SERIES 2012A AQUATICS REFUNDING BOND

390 NON-DEPARTMENTAL

3091.390.490100 GO BONDS

3091.390.490100.600 DEBT SERVICE

3091.390.490100.610.000 PRINCIPAL

3091.390.490100.620.000 INTEREST / SERVICE FEES

3091.390.490100.800 OTHER OBJECTS

3091.390.510110 MERCHANT SERVICES

3091.390.510110.500 FIXED CHARGES

3092 Series 2013A GO REFUNDING BONDS

390 NON-DEPARTMENTAL

3092.390.490100 GO BONDS

3092.390.490100.600 DEBT SERVICE

3092.390.490100.610.000 PRINCIPAL

3092.390.490100.620.000 INTEREST / SERVICE FEES

3092.390.510110 MERCHANT SERVICES

3092.390.510110.500 FIXED CHARGES

3092.390.521000 INTERFUND OPERATING TRANSFERS

3092.390.521000.800 OTHER OBJECTS

3095 2004 REFUNDING BONDS DEBT SERVICE

390 NON-DEPARTMENTAL

City of Missoula FY 2018 Expenditure Accounts

FUND	FUND	DEPT *	DEPT *	EXPENDITURE ACCOUNTS	
#	NAME	#	NAME	ACTIVITY CODE	OBJECT COD

**departments are not applicable to all funds and accounts*
**accounts may be created during the year as needed*

3095.390.490100 GO BONDS

3095.390.490100.600 DEBT SERVICE

3095.390.510110 MERCHANT SERVICES

3095.390.510110.500 FIXED CHARGES

3096 NEW FIRE STATION GO BOND

390 NON-DEPARTMENTAL

3096.390.490100 GO BONDS

3096.390.490100.600 DEBT SERVICE

3096.390.490100.800 OTHER OBJECTS

3096.390.510110 MERCHANT SERVICES

3096.390.510110.500 FIXED CHARGES

3097 2007 REFUNDING BONDS

390 NON-DEPARTMENTAL

3097.390.490100 GO BONDS

3097.390.490100.600 DEBT SERVICE

3097.390.490500 DEBT PAYMENTS

3097.390.490500.500 FIXED CHARGES

3097.390.510110 MERCHANT SERVICES

3097.390.510110.500 FIXED CHARGES

3100 SIDEWALK & CURB WARRANTS FUND

390 NON-DEPARTMENTAL

3100.390.490300 SPECIAL IMPROVEMENTS BONDS

3100.390.490300.600 DEBT SERVICE

3100.390.510110 MERCHANT SERVICES

3100.390.510110.500 FIXED CHARGES

3100.390.521000 INTERFUND OPERATING TRANSFERS

3100.390.521000.800 OTHER OBJECTS

3200 FY99 SIDEWALK & CURB DEBT SERVICE FUND

390 NON-DEPARTMENTAL

City of Missoula FY 2018 Expenditure Accounts

FUND	FUND	DEPT *	DEPT *	EXPENDITURE ACCOUNTS	
#	NAME	#	NAME	ACTIVITY CODE	OBJECT COD

**departments are not applicable to all funds and accounts*
**accounts may be created during the year as needed*

3200.390.490300 SPECIAL IMPROVEMENTS BONDS

3200.390.490300.600 DEBT SERVICE

3200.390.510100 SPECIAL ASSESSMENTS

3200.390.510100.600 DEBT SERVICE

3200.390.510100.800 OTHER OBJECTS

3200.390.510110 MERCHANT SERVICES

3200.390.510110.500 FIXED CHARGES

3300 FY00 SIDEWALK & CURB DEBT SERVICE FUND

390 NON-DEPARTMENTAL

3300.390.510100 SPECIAL ASSESSMENTS

3300.390.510100.600 DEBT SERVICE

3300.390.510110 MERCHANT SERVICES

3300.390.510110.500 FIXED CHARGES

3305 JUDGMENT LEVIES

390 NON-DEPARTMENTAL

3305.390.490550 JUDGMENT LEVY DEBT

3305.390.490550.600 DEBT SERVICE

3305.390.490550.800 OTHER OBJECTS

3400 FY01 SIDEWALK & CURB DEBT SERVICE FUND

3400.000.520100 *** Title Not Found ***

3400.000.520100.800 OTHER OBJECTS

390 NON-DEPARTMENTAL

3400.390.510100 SPECIAL ASSESSMENTS

3400.390.510100.600 DEBT SERVICE

3400.390.510100.800 OTHER OBJECTS

3400.390.510110 MERCHANT SERVICES

3400.390.510110.500 FIXED CHARGES

3410 FY02 SIDEWALK & CURB DEBT SERVICE FUND

3410.000.520100 *** Title Not Found ***

City of Missoula FY 2018 Expenditure Accounts

FUND #	FUND NAME	DEPT #	DEPT NAME	EXPENDITURE ACCOUNTS	ACTIVITY CODE	OBJECT COD
<i>*departments are not applicable to all funds and accounts</i> <i>*accounts may be created during the year as needed</i>						

3410.000.520100.800 OTHER OBJECTS

390 NON-DEPARTMENTAL

3410.390.510100 SPECIAL ASSESSMENTS

3410.390.510100.600 DEBT SERVICE

3410.390.510110 MERCHANT SERVICES

3410.390.510110.500 FIXED CHARGES

3420 FY03 SIDEWALK & CURB DEBT SERVICE

390 NON-DEPARTMENTAL

3420.390.510100 SPECIAL ASSESSMENTS

3420.390.510100.600 DEBT SERVICE

3420.390.510110 MERCHANT SERVICES

3420.390.510110.500 FIXED CHARGES

3430 FY04 SIDEWALK CURB DEBT SERVICE

390 NON-DEPARTMENTAL

3430.390.510100 SPECIAL ASSESSMENTS

3430.390.510100.600 DEBT SERVICE

3430.390.510100.620.000 INTEREST / SERVICE FEES

3430.390.510110 MERCHANT SERVICES

3430.390.510110.500 FIXED CHARGES

3440 FY05 SIDEWALK AND CURB

390 NON-DEPARTMENTAL

3440.390.510100 SPECIAL ASSESSMENTS

3440.390.510100.600 DEBT SERVICE

3440.390.510100.620.000 INTEREST / SERVICE FEES

3440.390.510110 MERCHANT SERVICES

3440.390.510110.500 FIXED CHARGES

3450 FY06 SIDEWALK AND CURB

390 NON-DEPARTMENTAL

3450.390.510100 SPECIAL ASSESSMENTS

City of Missoula FY 2018 Expenditure Accounts

FUND	FUND	DEPT *	DEPT *	EXPENDITURE ACCOUNTS	
#	NAME	#	NAME	ACTIVITY CODE	OBJECT COD

**departments are not applicable to all funds and accounts*
**accounts may be created during the year as needed*

3450.390.510100.600 DEBT SERVICE
 3450.390.510100.610.000 PRINCIPAL
 3450.390.510100.620.000 INTEREST / SERVICE FEES
3450.390.510110 MERCHANT SERVICES
 3450.390.510110.500 FIXED CHARGES
 3450.390.510110.550.000 MERCHANT SERVICE FEES

3460 FY07 SIDEWALK AND CURB DEBT

390 NON-DEPARTMENTAL

3460.390.510100 SPECIAL ASSESSMENTS
 3460.390.510100.600 DEBT SERVICE
 3460.390.510100.610.000 PRINCIPAL
 3460.390.510100.620.000 INTEREST / SERVICE FEES
3460.390.510110 MERCHANT SERVICES
 3460.390.510110.500 FIXED CHARGES
 3460.390.510110.550.000 MERCHANT SERVICE FEES

3461 SERIES 2008A SIDEWALK AND CURB

280 PUBLIC WORKS OPERATIONS

3461.280.510110 MERCHANT SERVICES
 3461.280.510110.500 FIXED CHARGES
3461.280.521000 INTERFUND OPERATING TRANSFERS
 3461.280.521000.800 OTHER OBJECTS

390 NON-DEPARTMENTAL

3461.390.510100 SPECIAL ASSESSMENTS
 3461.390.510100.600 DEBT SERVICE
 3461.390.510100.610.000 PRINCIPAL
 3461.390.510100.620.000 INTEREST / SERVICE FEES
3461.390.510110 MERCHANT SERVICES
 3461.390.510110.500 FIXED CHARGES
 3461.390.510110.550.000 MERCHANT SERVICE FEES
3461.390.521000 INTERFUND OPERATING TRANSFERS

City of Missoula FY 2018 Expenditure Accounts

FUND #	FUND NAME	DEPT #	DEPT NAME	EXPENDITURE ACCOUNTS	ACTIVITY CODE	OBJECT COD
--------	-----------	--------	-----------	----------------------	---------------	------------

**departments are not applicable to all funds and accounts*
**accounts may be created during the year as needed*

3461.390.521000.800 OTHER OBJECTS

3462 SERIES 2009 SIDEWALK AND CURB

390 NON-DEPARTMENTAL

3462.390.510100 SPECIAL ASSESSMENTS

3462.390.510100.600 DEBT SERVICE

3462.390.510100.610.000 PRINCIPAL

3462.390.510100.620.000 INTEREST / SERVICE FEES

3462.390.510110 MERCHANT SERVICES

3462.390.510110.500 FIXED CHARGES

3462.390.521000 INTERFUND OPERATING TRANSFERS

3462.390.521000.800 OTHER OBJECTS

3463 SERIES 2010 SIDEWALK AND CURB

390 NON-DEPARTMENTAL

3463.390.510100 SPECIAL ASSESSMENTS

3463.390.510100.600 DEBT SERVICE

3463.390.510100.610.000 PRINCIPAL

3463.390.510100.620.000 INTEREST / SERVICE FEES

3463.390.510110 MERCHANT SERVICES

3463.390.510110.500 FIXED CHARGES

3464 FY12 S/C DEBT SERVICE

390 NON-DEPARTMENTAL

3464.390.510100 SPECIAL ASSESSMENTS

3464.390.510100.600 DEBT SERVICE

3464.390.510100.610.000 PRINCIPAL

3464.390.510100.620.000 INTEREST / SERVICE FEES

3464.390.510110 MERCHANT SERVICES

3464.390.510110.500 FIXED CHARGES

3465 FY13 SIDEWALK/CURB DEBT SERVICE

390 NON-DEPARTMENTAL

City of Missoula FY 2018 Expenditure Accounts

FUND	FUND	DEPT *	DEPT *	EXPENDITURE ACCOUNTS	
#	NAME	#	NAME	ACTIVITY CODE	OBJECT COD

**departments are not applicable to all funds and accounts*
**accounts may be created during the year as needed*

3465.390.510100 SPECIAL ASSESSMENTS

3465.390.510100.600 DEBT SERVICE
 3465.390.510100.610.000 PRINCIPAL
 3465.390.510100.620.000 INTEREST / SERVICE FEES

3465.390.510110 MERCHANT SERVICES

3465.390.510110.500 FIXED CHARGES

3466 FY15 SIDEWALK/CURB DEBT SERVICE

390 NON-DEPARTMENTAL

3466.390.510100 SPECIAL ASSESSMENTS

3466.390.510100.300 PURCHASED SERVICES
 3466.390.510100.600 DEBT SERVICE
 3466.390.510100.610.000 PRINCIPAL
 3466.390.510100.620.000 INTEREST / SERVICE FEES

3466.390.510110 MERCHANT SERVICES

3466.390.510110.500 FIXED CHARGES
 3466.390.510110.550.000 MERCHANT SERVICE FEES

3467 FY16 SIDEWALK/CURB DEBT SERVICE

390 NON-DEPARTMENTAL

3467.390.510000 MISCELLANEOUS

3467.390.510000.600 DEBT SERVICE

3467.390.510100 SPECIAL ASSESSMENTS

3467.390.510100.300 PURCHASED SERVICES
 3467.390.510100.600 DEBT SERVICE
 3467.390.510100.610.000 PRINCIPAL
 3467.390.510100.620.000 INTEREST / SERVICE FEES

3467.390.510110 MERCHANT SERVICES

3467.390.510110.500 FIXED CHARGES
 3467.390.510110.550.000 MERCHANT SERVICE FEES

3468 FY17 SIDEWALK/CURB DEBT SERVICE

City of Missoula FY 2018 Expenditure Accounts

FUND	FUND	DEPT *	DEPT *	EXPENDITURE ACCOUNTS	
#	NAME	#	NAME	ACTIVITY CODE	OBJECT COD

**departments are not applicable to all funds and accounts*
**accounts may be created during the year as needed*

390 NON-DEPARTMENTAL

3468.390.510000 MISCELLANEOUS

3468.390.510000.600 DEBT SERVICE

3468.390.510000.620.000 INTEREST / SERVICE FEES

3468.390.510100 SPECIAL ASSESSMENTS

3468.390.510100.300 PURCHASED SERVICES

3468.390.510100.600 DEBT SERVICE

3468.390.510100.620.000 INTEREST / SERVICE FEES

3468.390.510110 MERCHANT SERVICES

3468.390.510110.500 FIXED CHARGES

3491 SID 491 DEBT SERVICE FUND

390 NON-DEPARTMENTAL

3491.390.510100 SPECIAL ASSESSMENTS

3491.390.510100.600 DEBT SERVICE

3495 SID 495 DEBT SERVICE FUND

3495.000.520100 *** Title Not Found ***

3495.000.520100.800 OTHER OBJECTS

390 NON-DEPARTMENTAL

3495.390.510100 SPECIAL ASSESSMENTS

3495.390.510100.800 OTHER OBJECTS

3495.390.510110 MERCHANT SERVICES

3495.390.510110.500 FIXED CHARGES

3497 SID 497 DEBT SERVICE FUND

3497.000.520100 *** Title Not Found ***

3497.000.520100.800 OTHER OBJECTS

390 NON-DEPARTMENTAL

3497.390.510000 MISCELLANEOUS

3497.390.510000.800 OTHER OBJECTS

3497.390.510100 SPECIAL ASSESSMENTS

City of Missoula FY 2018 Expenditure Accounts

FUND #	FUND NAME	DEPT #	DEPT NAME	EXPENDITURE ACCOUNTS	ACTIVITY CODE	OBJECT COD	
--------	-----------	--------	-----------	----------------------	---------------	------------	--

**departments are not applicable to all funds and accounts*
**accounts may be created during the year as needed*

3497.390.510100.600 DEBT SERVICE
 3497.390.510100.800 OTHER OBJECTS
3497.390.510110 MERCHANT SERVICES
 3497.390.510110.500 FIXED CHARGES

3498 SID 498 DEBT SERVICE FUND

3498.000.520100 * Title Not Found *****
 3498.000.520100.800 OTHER OBJECTS

390 NON-DEPARTMENTAL

3498.390.510100 SPECIAL ASSESSMENTS
 3498.390.510100.600 DEBT SERVICE
3498.390.510110 MERCHANT SERVICES
 3498.390.510110.500 FIXED CHARGES

3500 SID 500 DEBT SERVICE FUND

390 NON-DEPARTMENTAL

3500.390.510100 SPECIAL ASSESSMENTS
 3500.390.510100.600 DEBT SERVICE
 3500.390.510100.800 OTHER OBJECTS

3501 SID 501 DEBT SERVICE FUND

3501.000.520100 * Title Not Found *****
 3501.000.520100.800 OTHER OBJECTS

390 NON-DEPARTMENTAL

3501.390.510100 SPECIAL ASSESSMENTS
 3501.390.510100.600 DEBT SERVICE
3501.390.510110 MERCHANT SERVICES
 3501.390.510110.500 FIXED CHARGES

3503 SID 503 DEBT SERVICE FUND

3503.000.520100 * Title Not Found *****
 3503.000.520100.800 OTHER OBJECTS

390 NON-DEPARTMENTAL

City of Missoula FY 2018 Expenditure Accounts

FUND #	FUND NAME	DEPT #	DEPT NAME	EXPENDITURE ACCOUNTS	ACTIVITY CODE	OBJECT COD
--------	-----------	--------	-----------	----------------------	---------------	------------

**departments are not applicable to all funds and accounts*
**accounts may be created during the year as needed*

3503.390.510100 SPECIAL ASSESSMENTS

3503.390.510100.600 DEBT SERVICE

3503.390.510110 MERCHANT SERVICES

3503.390.510110.500 FIXED CHARGES

3505 SID 505 DEBT SERVICE FUND

3505.000.520100 *** Title Not Found ***

3505.000.520100.800 OTHER OBJECTS

390 NON-DEPARTMENTAL

3505.390.510100 SPECIAL ASSESSMENTS

3505.390.510100.600 DEBT SERVICE

3505.390.510110 MERCHANT SERVICES

3505.390.510110.500 FIXED CHARGES

3506 SID 506 DEBT SERVICE FUND

3506.000.520100 *** Title Not Found ***

3506.000.520100.800 OTHER OBJECTS

390 NON-DEPARTMENTAL

3506.390.510100 SPECIAL ASSESSMENTS

3506.390.510100.600 DEBT SERVICE

3506.390.510110 MERCHANT SERVICES

3506.390.510110.500 FIXED CHARGES

3507 SID 507 DEBT SERVICE FUND

3507.000.520100 *** Title Not Found ***

3507.000.520100.800 OTHER OBJECTS

390 NON-DEPARTMENTAL

3507.390.510110 MERCHANT SERVICES

3507.390.510110.500 FIXED CHARGES

3508 SID 508 DEBT SERVICE FUND

3508.000.520100 *** Title Not Found ***

3508.000.520100.800 OTHER OBJECTS

City of Missoula FY 2018 Expenditure Accounts

FUND #	FUND NAME	DEPT #	DEPT * NAME	EXPENDITURE ACCOUNTS	ACTIVITY CODE	OBJECT COD	
							<i>*departments are not applicable to all funds and accounts</i>
							<i>*accounts may be created during the year as needed</i>

390 NON-DEPARTMENTAL

3508.390.510110 MERCHANT SERVICES
3508.390.510110.500 FIXED CHARGES

3510 SID 510 DEBT SERVICE FUND

3510.000.520100 *** Title Not Found ***
3510.000.520100.800 OTHER OBJECTS

390 NON-DEPARTMENTAL

3510.390.510100 SPECIAL ASSESSMENTS
3510.390.510100.600 DEBT SERVICE
3510.390.510110 MERCHANT SERVICES
3510.390.510110.500 FIXED CHARGES

3511 SID 511 DEBT SERVICE FUND

3511.000.520100 *** Title Not Found ***
3511.000.520100.800 OTHER OBJECTS

390 NON-DEPARTMENTAL

3511.390.510100 SPECIAL ASSESSMENTS
3511.390.510100.600 DEBT SERVICE
3511.390.510110 MERCHANT SERVICES
3511.390.510110.500 FIXED CHARGES

3512 SID 512 DEBT SERVICE FUND

390 NON-DEPARTMENTAL

3512.390.510100 SPECIAL ASSESSMENTS
3512.390.510100.600 DEBT SERVICE
3512.390.510100.610.000 PRINCIPAL
3512.390.510100.620.000 INTEREST / SERVICE FEES
3512.390.510110 MERCHANT SERVICES
3512.390.510110.500 FIXED CHARGES

3513 SID 513 DEBT SERVICE FUND

280 PUBLIC WORKS OPERATIONS

City of Missoula FY 2018 Expenditure Accounts

FUND	FUND	DEPT *	DEPT *	EXPENDITURE ACCOUNTS	
#	NAME	#	NAME	ACTIVITY CODE	OBJECT COD

**departments are not applicable to all funds and accounts*
**accounts may be created during the year as needed*

3513.280.510110 MERCHANT SERVICES

3513.280.510110.500 FIXED CHARGES

3513.280.521000 INTERFUND OPERATING TRANSFERS

3513.280.521000.800 OTHER OBJECTS

390 NON-DEPARTMENTAL

3513.390.510100 SPECIAL ASSESSMENTS

3513.390.510100.600 DEBT SERVICE

3513.390.510100.800 OTHER OBJECTS

3513.390.510110 MERCHANT SERVICES

3513.390.510110.500 FIXED CHARGES

3513.390.521000 INTERFUND OPERATING TRANSFERS

3513.390.521000.800 OTHER OBJECTS

3514 SID 514 DEBT SERVICE FUND

3514.000.520100 *** Title Not Found ***

3514.000.520100.800 OTHER OBJECTS

390 NON-DEPARTMENTAL

3514.390.510100 SPECIAL ASSESSMENTS

3514.390.510100.600 DEBT SERVICE

3514.390.510110 MERCHANT SERVICES

3514.390.510110.500 FIXED CHARGES

3515 SID 515 DEBT SERVICE FUND

390 NON-DEPARTMENTAL

3515.390.510100 SPECIAL ASSESSMENTS

3515.390.510100.600 DEBT SERVICE

3515.390.510100.800 OTHER OBJECTS

3515.390.510110 MERCHANT SERVICES

3515.390.510110.500 FIXED CHARGES

3517 SID 517 DEBT SERVICE FUND

3517.000.520100 *** Title Not Found ***

City of Missoula FY 2018 Expenditure Accounts

FUND #	FUND NAME	DEPT #	DEPT NAME	EXPENDITURE ACCOUNTS	ACTIVITY CODE	OBJECT COD
--------	-----------	--------	-----------	----------------------	---------------	------------

**departments are not applicable to all funds and accounts*
**accounts may be created during the year as needed*

3517.000.520100.800 OTHER OBJECTS

390 NON-DEPARTMENTAL

3517.390.510100 SPECIAL ASSESSMENTS

3517.390.510100.600 DEBT SERVICE

3517.390.510110 MERCHANT SERVICES

3517.390.510110.500 FIXED CHARGES

3518 SID 518 DEBT SERVICE FUND

3518.000.520100 *** Title Not Found ***

3518.000.520100.800 OTHER OBJECTS

390 NON-DEPARTMENTAL

3518.390.510100 SPECIAL ASSESSMENTS

3518.390.510100.600 DEBT SERVICE

3518.390.510110 MERCHANT SERVICES

3518.390.510110.500 FIXED CHARGES

3518.390.521000 INTERFUND OPERATING TRANSFERS

3518.390.521000.800 OTHER OBJECTS

3519 SID 519 DEBT SERVICE FUND

390 NON-DEPARTMENTAL

3519.390.510100 SPECIAL ASSESSMENTS

3519.390.510100.600 DEBT SERVICE

3519.390.510110 MERCHANT SERVICES

3519.390.510110.500 FIXED CHARGES

3519.390.521000 INTERFUND OPERATING TRANSFERS

3519.390.521000.800 OTHER OBJECTS

3520 SID 520 DEBT SERVICE FUND

390 NON-DEPARTMENTAL

3520.390.510100 SPECIAL ASSESSMENTS

3520.390.510100.600 DEBT SERVICE

3520.390.510100.610.000 PRINCIPAL

City of Missoula FY 2018 Expenditure Accounts

FUND	FUND	DEPT *	DEPT *	EXPENDITURE ACCOUNTS	
#	NAME	#	NAME	ACTIVITY CODE	OBJECT COD

**departments are not applicable to all funds and accounts*
**accounts may be created during the year as needed*

3520.390.510100.620.000 INTEREST / SERVICE FEES

3520.390.510110 MERCHANT SERVICES

3520.390.510110.500 FIXED CHARGES

3521 SID 521 DEBT SERVICE FUND

390 NON-DEPARTMENTAL

3521.390.510100 SPECIAL ASSESSMENTS

3521.390.510100.600 DEBT SERVICE

3521.390.510100.610.000 PRINCIPAL

3521.390.510100.620.000 INTEREST / SERVICE FEES

3521.390.510110 MERCHANT SERVICES

3521.390.510110.500 FIXED CHARGES

3522 SID 522 DEBT SERVICE FUND

390 NON-DEPARTMENTAL

3522.390.510100 SPECIAL ASSESSMENTS

3522.390.510100.600 DEBT SERVICE

3522.390.510100.610.000 PRINCIPAL

3522.390.510100.620.000 INTEREST / SERVICE FEES

3522.390.510110 MERCHANT SERVICES

3522.390.510110.500 FIXED CHARGES

3524 SID 524 DEBT SERVICE FUND

390 NON-DEPARTMENTAL

3524.390.510100 SPECIAL ASSESSMENTS

3524.390.510100.600 DEBT SERVICE

3524.390.510100.610.000 PRINCIPAL

3524.390.510100.620.000 INTEREST / SERVICE FEES

3524.390.510110 MERCHANT SERVICES

3524.390.510110.500 FIXED CHARGES

3525 SID 525 DEBT SERVICE FUND

390 NON-DEPARTMENTAL

City of Missoula FY 2018 Expenditure Accounts

FUND	FUND	DEPT *	DEPT *	EXPENDITURE ACCOUNTS	
#	NAME	#	NAME	ACTIVITY CODE	OBJECT COD

**departments are not applicable to all funds and accounts*

**accounts may be created during the year as needed*

3525.390.510100 SPECIAL ASSESSMENTS

3525.390.510100.600 DEBT SERVICE

3525.390.510100.610.000 PRINCIPAL

3525.390.510100.620.000 INTEREST / SERVICE FEES

3525.390.510110 MERCHANT SERVICES

3525.390.510110.500 FIXED CHARGES

3526 SID 526 DEBT SERVICE FUND

390 NON-DEPARTMENTAL

3526.390.510100 SPECIAL ASSESSMENTS

3526.390.510100.600 DEBT SERVICE

3526.390.510100.610.000 PRINCIPAL

3526.390.510100.620.000 INTEREST / SERVICE FEES

3526.390.510110 MERCHANT SERVICES

3526.390.510110.500 FIXED CHARGES

3527 SID 527 DEBT SERVICE FUND

3527.000.520100 *** Title Not Found ***

3527.000.520100.800 OTHER OBJECTS

390 NON-DEPARTMENTAL

3527.390.510100 SPECIAL ASSESSMENTS

3527.390.510100.600 DEBT SERVICE

3527.390.510110 MERCHANT SERVICES

3527.390.510110.500 FIXED CHARGES

3530 SID 530 DEBT SERVICE FUND

390 NON-DEPARTMENTAL

3530.390.510100 SPECIAL ASSESSMENTS

3530.390.510100.600 DEBT SERVICE

3530.390.510110 MERCHANT SERVICES

3530.390.510110.500 FIXED CHARGES

3530.390.521000 INTERFUND OPERATING TRANSFERS

City of Missoula FY 2018 Expenditure Accounts

FUND #	FUND NAME	DEPT #	DEPT * NAME	EXPENDITURE ACCOUNTS	ACTIVITY CODE	OBJECT COD	
--------	-----------	--------	-------------	----------------------	---------------	------------	--

**departments are not applicable to all funds and accounts*
**accounts may be created during the year as needed*

3530.390.521000.800 OTHER OBJECTS

3531 SID 531 HICKORY ST CALMING

390 NON-DEPARTMENTAL

3531.390.510110 MERCHANT SERVICES

3531.390.510110.500 FIXED CHARGES

3531.390.521000 INTERFUND OPERATING TRANSFERS

3531.390.521000.800 OTHER OBJECTS

3532 SID 532 DEBT SERVICE FUND

390 NON-DEPARTMENTAL

3532.390.510100 SPECIAL ASSESSMENTS

3532.390.510100.600 DEBT SERVICE

3532.390.510100.610.000 PRINCIPAL

3532.390.510100.620.000 INTEREST / SERVICE FEES

3532.390.510110 MERCHANT SERVICES

3532.390.510110.500 FIXED CHARGES

3533 GILBERT ST SEWER SID DEBT FUND

330 WASTEWATER

3533.330.510110 MERCHANT SERVICES

3533.330.510110.500 FIXED CHARGES

390 NON-DEPARTMENTAL

3533.390.510100 SPECIAL ASSESSMENTS

3533.390.510100.500 FIXED CHARGES

3533.390.510100.600 DEBT SERVICE

3533.390.510100.610.000 PRINCIPAL

3533.390.510100.620.000 INTEREST / SERVICE FEES

3533.390.510110 MERCHANT SERVICES

3533.390.510110.500 FIXED CHARGES

3533.390.521000 INTERFUND OPERATING TRANSFERS

3533.390.521000.800 OTHER OBJECTS

City of Missoula FY 2018 Expenditure Accounts

FUND	FUND	DEPT *	DEPT *	EXPENDITURE ACCOUNTS	
#	NAME	#	NAME	ACTIVITY CODE	OBJECT COD

**departments are not applicable to all funds and accounts*
**accounts may be created during the year as needed*

3534 LINCOLNWOOD SEWER PHASE I

390 NON-DEPARTMENTAL

3534.390.510100 SPECIAL ASSESSMENTS

3534.390.510100.600 DEBT SERVICE

3534.390.510100.610.000 PRINCIPAL

3534.390.510100.620.000 INTEREST / SERVICE FEES

3534.390.510110 MERCHANT SERVICES

3534.390.510110.500 FIXED CHARGES

3535 SLANT STREET TRAFFIC CALMING

390 NON-DEPARTMENTAL

3535.390.510110 MERCHANT SERVICES

3535.390.510110.500 FIXED CHARGES

3535.390.521000 INTERFUND OPERATING TRANSFERS

3535.390.521000.800 OTHER OBJECTS

3536 LINCOLNWOOD SEWER PHASE II

390 NON-DEPARTMENTAL

3536.390.510100 SPECIAL ASSESSMENTS

3536.390.510100.600 DEBT SERVICE

3536.390.510100.610.000 PRINCIPAL

3536.390.510100.620.000 INTEREST / SERVICE FEES

3536.390.510110 MERCHANT SERVICES

3536.390.510110.500 FIXED CHARGES

3539 SOUTH 4TH STREET W TRAFFIC

390 NON-DEPARTMENTAL

3539.390.510110 MERCHANT SERVICES

3539.390.510110.500 FIXED CHARGES

3539.390.521000 INTERFUND OPERATING TRANSFERS

3539.390.521000.800 OTHER OBJECTS

3540 SID 540 DEBT SERVICE FUND

City of Missoula FY 2018 Expenditure Accounts

FUND	FUND	DEPT *	DEPT *	EXPENDITURE ACCOUNTS	
#	NAME	#	NAME	ACTIVITY CODE	OBJECT COD

**departments are not applicable to all funds and accounts*
**accounts may be created during the year as needed*

390 NON-DEPARTMENTAL

3540.390.510100 SPECIAL ASSESSMENTS

3540.390.510100.300 PURCHASED SERVICES

3540.390.510100.600 DEBT SERVICE

3540.390.510100.610.000 PRINCIPAL

3540.390.510100.620.000 INTEREST / SERVICE FEES

3540.390.510110 MERCHANT SERVICES

3540.390.510110.500 FIXED CHARGES

3541 SID 541 DEBT SERVICE

390 NON-DEPARTMENTAL

3541.390.510100 SPECIAL ASSESSMENTS

3541.390.510100.600 DEBT SERVICE

3541.390.510100.610.000 PRINCIPAL

3541.390.510100.620.000 PINEVIEW PARK/INT

3541.390.510110 MERCHANT SERVICES

3541.390.510110.500 FIXED CHARGES

3541.390.510110.550.000 MERCHANT SERVICE FEES

3543 SID 543 DEBT SERVICE

390 NON-DEPARTMENTAL

3543.390.510000 MISCELLANEOUS

3543.390.510000.800 OTHER OBJECTS

3543.390.510100 SPECIAL ASSESSMENTS

3543.390.510100.600 DEBT SERVICE

3543.390.510110 MERCHANT SERVICES

3543.390.510110.500 FIXED CHARGES

3543.390.521000 INTERFUND OPERATING TRANSFERS

3543.390.521000.800 OTHER OBJECTS

3544 SID 544 RATTLESNAKE DEBT SERVICE

390 NON-DEPARTMENTAL

City of Missoula FY 2018 Expenditure Accounts

FUND	FUND	DEPT *	DEPT *	EXPENDITURE ACCOUNTS	
#	NAME	#	NAME	ACTIVITY CODE	OBJECT COD

**departments are not applicable to all funds and accounts*
**accounts may be created during the year as needed*

3544.390.510100 SPECIAL ASSESSMENTS

3544.390.510100.600 DEBT SERVICE
 3544.390.510100.610.000 SID 544C/PRINCIPAL
 3544.390.510100.620.000 INTEREST / SERVICE FEES

550 SID 544 PROJECT

3544.550.510100 SPECIAL ASSESSMENTS

3544.550.510100.600 DEBT SERVICE
 3544.550.510100.610.000 SID 544B ARRA/PRINCIPAL
 3544.550.510100.620.000 INTEREST / SERVICE FEES

555 LOLO STREET PROJECT

3544.555.510100 SPECIAL ASSESSMENTS

3544.555.510100.600 DEBT SERVICE
 3544.555.510100.610.000 SID 544D LOLOD/PRINCIPAL
 3544.555.510100.620.000 SID 544 D INTEREST / SERVICE FEES

3544.555.510110 MERCHANT SERVICES

3544.555.510110.500 FIXED CHARGES

3545 SID 545 DEBT SERVICE

390 NON-DEPARTMENTAL

3545.390.510100 SPECIAL ASSESSMENTS

3545.390.510100.600 DEBT SERVICE

3545.390.510110 MERCHANT SERVICES

3545.390.510110.500 FIXED CHARGES

3545.390.521000 INTERFUND OPERATING TRANSFERS

3545.390.521000.800 OTHER OBJECTS

3546 SID 546 DEBT SERVICE

390 NON-DEPARTMENTAL

3546.390.510100 SPECIAL ASSESSMENTS

3546.390.510100.600 DEBT SERVICE

3546.390.510110 MERCHANT SERVICES

3546.390.510110.500 FIXED CHARGES

City of Missoula FY 2018 Expenditure Accounts

FUND	FUND	DEPT *	DEPT *	EXPENDITURE ACCOUNTS	
#	NAME	#	NAME	ACTIVITY CODE	OBJECT COD

**departments are not applicable to all funds and accounts*
**accounts may be created during the year as needed*

3546.390.521000 INTERFUND OPERATING TRANSFERS

3546.390.521000.800 OTHER OBJECTS

3548 SID 548-5TH, 6TH & ARTHUR

390 NON-DEPARTMENTAL

3548.390.510100 SPECIAL ASSESSMENTS

3548.390.510100.600 DEBT SERVICE

3548.390.510100.610.000 SID 544C/PRINCIPAL

3548.390.510100.620.000 INTEREST / SERVICE FEES

3548.390.510110 MERCHANT SERVICES

3548.390.510110.500 FIXED CHARGES

3549 SID 549 HILLVIEW WAY

390 NON-DEPARTMENTAL

3549.390.510100 SPECIAL ASSESSMENTS

3549.390.510100.600 DEBT SERVICE

3549.390.510100.610.000 SID 544C/PRINCIPAL

3549.390.510100.620.000 INTEREST / SERVICE FEES

3549.390.510110 MERCHANT SERVICES

3549.390.510110.500 FIXED CHARGES

3549.390.510110.550.000 MERCHANT SERVICE FEES

4060 CAPITAL IMPROVEMENT PROGRAM FUND

280 PUBLIC WORKS OPERATIONS

4060.280.430262 SIDEWALK & CURB

4060.280.430262.300 PURCHASED SERVICES

4060.280.430262.900 CAPITAL OUTLAY

390 NON-DEPARTMENTAL

4060.390.410000 GENERAL GOVERNMENT

4060.390.410000.600 DEBT SERVICE

4060.390.410001 SELF HOSTING ACCELA AUTOMATION

4060.390.410001.900 CAPITAL OUTLAY

City of Missoula FY 2018 Expenditure Accounts

FUND	FUND	DEPT *	DEPT *	EXPENDITURE ACCOUNTS	
#	NAME	#	NAME	ACTIVITY CODE	OBJECT COD

**departments are not applicable to all funds and accounts*
**accounts may be created during the year as needed*

4060.390.410001.940.000 SELF HOSTING ACCELA AUTOMATION

4060.390.410211 MAYORS NEIGHBORHOOD OFFICE REMODEL

4060.390.410211.900 CAPITAL OUTLAY

4060.390.410211.930.000 MAYORS NEIGHBORHOOD OFFICE REMODEL

4060.390.410360 CITY HALL EXPANSION

4060.390.410360.800 OTHER OBJECTS

4060.390.410368 MUNI COURT EXPANSION DEBT SERVICE

4060.390.410368.600 DEBT SERVICE

4060.390.410560 COPIERS/COMPUTER EQUIP

4060.390.410560.900 CAPITAL OUTLAY

4060.390.410560.940.000 COPIERS/COMPUTER EQUIP

4060.390.410587 CUSTOMER SERVICE REQUEST MODULE

4060.390.410587.900 CAPITAL OUTLAY

4060.390.411011 CAFR BUILDER

4060.390.411011.900 CAPITAL OUTLAY

4060.390.411241 ENERGY CONSERVATION CLIMATE ACTION

4060.390.411241.900 CAPITAL OUTLAY

4060.390.411242 COUNCIL CHAMBERS HVAC

4060.390.411242.900 CAPITAL OUTLAY

4060.390.411300 INTERNAL FINANCED EQUIPMENT

4060.390.411300.600 DEBT SERVICE

4060.390.411300.610.000 INTERNALLY FINANCED EQUIP/PRINCIPAL

4060.390.411300.620.000 INTEREST / SERVICE FEES

4060.390.411300.900 CAPITAL OUTLAY

4060.390.411302 VOIP/DATA/GIS/STORAGE UPGRADE

4060.390.411302.900 CAPITAL OUTLAY

4060.390.411302.940.000 VOIP/DATA/GIS STORAGE UPGRADE

4060.390.411400 CIP SOFTWARE

4060.390.411400.900 CAPITAL OUTLAY

4060.390.420001 PUBLIC SAFETY OPERATING/LIGHT VEHICLES

City of Missoula FY 2018 Expenditure Accounts

FUND	FUND	DEPT *	DEPT*	EXPENDITURE ACCOUNTS	
#	NAME	#	NAME	ACTIVITY CODE	OBJECT COD

**departments are not applicable to all funds and accounts*
**accounts may be created during the year as needed*

4060.390.420001.900 CAPITAL OUTLAY
 4060.390.420001.940.000 PS CORE OPERATING LIGHT VEHICLES
4060.390.420002 PUBLIC SAFETY CORE HEAVY EQUIP
 4060.390.420002.900 CAPITAL OUTLAY
 4060.390.420002.940.000 PS CORE HEAVY EQUIPMENT
4060.390.420120 FACILITIES
 4060.390.420120.300 PURCHASED SERVICES
 4060.390.420120.350.000 POLICE EVIDENCE STORAGE BLDG/PROF SVS
 4060.390.420120.900 CAPITAL OUTLAY
 4060.390.420120.930.000 IMPROVEMENTS
 4060.390.420120.940.000 MACHINERY & EQUIPMENT
4060.390.420421 FIRE STATION IMPROVEMENTS
 4060.390.420421.900 CAPITAL OUTLAY
4060.390.420470 SEARCH & RESCUE
 4060.390.420470.900 CAPITAL OUTLAY
4060.390.420471 BOAT RAMP IMPROVEMENTS
 4060.390.420471.300 PURCHASED SERVICES
 4060.390.420471.900 CAPITAL OUTLAY
4060.390.420640 SCBA EQUIPMENT
 4060.390.420640.900 CAPITAL OUTLAY
4060.390.430000 CITY HALL REMODELS
 4060.390.430000.900 CAPITAL OUTLAY
4060.390.430001 PW CORE OPERATING LIGHT VEHICLES
 4060.390.430001.900 CAPITAL OUTLAY
 4060.390.430001.940.000 PW CORE OPERATING LIGHT VEHICLES
4060.390.430002 PW CORE HEAVY EQUIPMENT
 4060.390.430002.900 CAPITAL OUTLAY
 4060.390.430002.940.000 PW CORE HEAVY EQUIPMENT
4060.390.430004 TRAFFIC SIGNAL LED CONVERSION
 4060.390.430004.900 CAPITAL OUTLAY

City of Missoula FY 2018 Expenditure Accounts

FUND	FUND	DEPT *	DEPT*	EXPENDITURE ACCOUNTS	
#	NAME	#	NAME	ACTIVITY CODE	OBJECT COD

**departments are not applicable to all funds and accounts*
**accounts may be created during the year as needed*

4060.390.430013 MAINTENANCE MANAGEMENT SYSTEM

4060.390.430013.900 CAPITAL OUTLAY

4060.390.430221 CENTRALIZED MAINT, TOOLS & FENCE

4060.390.430221.900 CAPITAL OUTLAY

4060.390.430221.930.000 CENTRALIZED MAINT, TOOLS & FENCE

4060.390.430232 RIGHT OF WAY ROAD CONSTRUCTION

4060.390.430232.900 CAPITAL OUTLAY

4060.390.430266 TRAFFIC CALMING

4060.390.430266.900 CAPITAL OUTLAY

4060.390.431401 GIS-AERIAL PHOTOGRAPHY

4060.390.431401.300 PURCHASED SERVICES

4060.390.440620 ANIMAL CONTROL FACILITIES

4060.390.440620.900 CAPITAL OUTLAY

4060.390.460001 PARKS CORE EQUIPMENT

4060.390.460001.900 CAPITAL OUTLAY

4060.390.460001.940.000 PARKS CORE EQUIPMENT

4060.390.460002 PARKS CORE HEAVY EQUIPMENT

4060.390.460002.900 CAPITAL OUTLAY

4060.390.460002.940.000 MACHINERY & EQUIPMENT

4060.390.460400 PARK MAINTENANCE & IMPROVEMENTS

4060.390.460400.100 PERSONAL SERVICES

4060.390.460400.900 CAPITAL OUTLAY

4060.390.460439 EXISTING PARK EXPANSION

4060.390.460439.900 CAPITAL OUTLAY

4060.390.460452 ART MUSEUM

4060.390.460452.900 CAPITAL OUTLAY

4060.390.460452.930.000 MAM ART PARK

4060.390.490100 AQUATICS GEN FUND DEBT SERVICE

4060.390.490100.600 DEBT SERVICE

4060.390.490101 50 METER POOL DEBT SERVICE

City of Missoula FY 2018 Expenditure Accounts

FUND	FUND	DEPT *	DEPT*	EXPENDITURE ACCOUNTS	
#	NAME	#	NAME	ACTIVITY CODE	OBJECT COD

**departments are not applicable to all funds and accounts*
**accounts may be created during the year as needed*

4060.390.490101.300 PURCHASED SERVICES
 4060.390.490101.600 DEBT SERVICE
4060.390.490102 2010C ENERGY BONDS DEBT SERVICE
 4060.390.490102.300 PURCHASED SERVICES
 4060.390.490102.600 DEBT SERVICE
 4060.390.490102.610.000 PRINCIPAL-2010C BONDS
 4060.390.490102.620.000 INTEREST / SERVICE FEES-2010C BONDS
4060.390.490103 2010A REFUNDING DEBT SERVICE
 4060.390.490103.300 PURCHASED SERVICES
 4060.390.490103.600 DEBT SERVICE
 4060.390.490103.610.000 PRINCIPAL
 4060.390.490103.620.000 INTEREST / SERVICE FEES
4060.390.490104 FY16A REFUNDING BOND DEBT SERVICE
 4060.390.490104.300 PURCHASED SERVICES
 4060.390.490104.600 DEBT SERVICE
 4060.390.490104.610.000 FY16A LIMITED OBLG REFUNDING DEBT SVS
 4060.390.490104.620.000 INTEREST / SERVICE FEES
4060.390.490429 07 FIRE BOND DEBT SVS \$680,000
 4060.390.490429.300 PURCHASED SERVICES
 4060.390.490429.600 DEBT SERVICE
4060.390.490504 FY09 FINANCED CORE EQUIPMENT
 4060.390.490504.600 DEBT SERVICE
 4060.390.490504.610.000 FY09 CORE FINANCED EQUIP-PRINCIPAL
 4060.390.490504.620.000 FY09 FINANCED CORE EQUIP-INTEREST
4060.390.490506 CORE FINANCED EQUIPMENT
 4060.390.490506.600 DEBT SERVICE
4060.390.510110 MERCHANT SERVICES
 4060.390.510110.500 FIXED CHARGES
4060.390.521001 TRANSFER TO CIP
 4060.390.521001.800 OTHER OBJECTS

City of Missoula FY 2018 Expenditure Accounts

FUND #	FUND NAME	DEPT #	DEPT NAME	EXPENDITURE ACCOUNTS	ACTIVITY CODE	OBJECT COD
--------	-----------	--------	-----------	----------------------	---------------	------------

**departments are not applicable to all funds and accounts*
**accounts may be created during the year as needed*

4130 1997 G O BOND OPEN SPACE PURCHASE FUND

390 NON-DEPARTMENTAL

4130.390.460480 VANDALISM

4130.390.460480.800 OTHER OBJECTS

4130.390.460480.900 CAPITAL OUTLAY

4130.390.510110 MERCHANT SERVICES

4130.390.510110.500 FIXED CHARGES

4196 NEW FIRE STATION GO BOND

300 FIRE

4196.300.420420 FACILITY

4196.300.420420.800 OTHER OBJECTS

4196.300.420420.900 CAPITAL OUTLAY

4196.300.510110 MERCHANT SERVICES

4196.300.510110.500 FIXED CHARGES

4450 S/C CONSTRUCTION FUND FOR FY06

280 PUBLIC WORKS OPERATIONS

4450.280.510110 MERCHANT SERVICES

4450.280.510110.500 FIXED CHARGES

4450.280.521000 INTERFUND OPERATING TRANSFERS

4450.280.521000.800 OTHER OBJECTS

4451 FY07 S/C BOND FUND

280 PUBLIC WORKS OPERATIONS

4451.280.510110 MERCHANT SERVICES

4451.280.510110.500 FIXED CHARGES

4451.280.521000 INTERFUND OPERATING TRANSFERS

4451.280.521000.800 OTHER OBJECTS

4452 S/C CONSTRUCTION FUND FOR FY 08 BOND SAL

280 PUBLIC WORKS OPERATIONS

4452.280.430262 SIDEWALK & CURB

City of Missoula FY 2018 Expenditure Accounts

FUND #	FUND NAME	DEPT #	DEPT NAME	EXPENDITURE ACCOUNTS	ACTIVITY CODE	OBJECT COD
--------	-----------	--------	-----------	----------------------	---------------	------------

**departments are not applicable to all funds and accounts*
**accounts may be created during the year as needed*

4452.280.430262.900 CAPITAL OUTLAY
4452.280.510110 MERCHANT SERVICES
 4452.280.510110.500 FIXED CHARGES

4453 S/C CONSTRUCTION FUND FY09 BOND

280 PUBLIC WORKS OPERATIONS

4453.280.430262 SIDEWALK & CURB
 4453.280.430262.900 CAPITAL OUTLAY
4453.280.510110 MERCHANT SERVICES
 4453.280.510110.500 FIXED CHARGES
4453.280.521000 INTERFUND OPERATING TRANSFERS
 4453.280.521000.800 OTHER OBJECTS

390 NON-DEPARTMENTAL

4453.390.410710 * Title Not Found *****
 4453.390.410710.500 FIXED CHARGES
4453.390.510110 MERCHANT SERVICES
 4453.390.510110.500 FIXED CHARGES

4454 S/C CONSTRUCTION FUND FOR FY10

280 PUBLIC WORKS OPERATIONS

4454.280.430262 SIDEWALK & CURB
 4454.280.430262.900 CAPITAL OUTLAY
4454.280.510110 MERCHANT SERVICES
 4454.280.510110.500 FIXED CHARGES

4455 FY11 S/C CONSTRUCTION FUND

280 PUBLIC WORKS OPERATIONS

4455.280.430262 SIDEWALK & CURB
 4455.280.430262.900 CAPITAL OUTLAY
4455.280.510110 MERCHANT SERVICES
 4455.280.510110.500 FIXED CHARGES

4456 FY12 S/C CONSTRUCTION FUND

City of Missoula FY 2018 Expenditure Accounts

FUND #	FUND NAME	DEPT #	DEPT NAME	EXPENDITURE ACCOUNTS	ACTIVITY CODE	OBJECT COD
*departments are not applicable to all funds and accounts						
*accounts may be created during the year as needed						

280 PUBLIC WORKS OPERATIONS

4456.280.430262 SIDEWALK & CURB
 4456.280.430262.900 CAPITAL OUTLAY
 4456.280.510110 MERCHANT SERVICES
 4456.280.510110.500 FIXED CHARGES
 4456.280.521000 INTERFUND OPERATING TRANSFERS
 4456.280.521000.800 OTHER OBJECTS

4457 FY13 SIDEWALK/CURB CONSTRUCTION

280 PUBLIC WORKS OPERATIONS

4457.280.430262 SIDEWALK & CURB
 4457.280.430262.300 PURCHASED SERVICES
 4457.280.430262.900 CAPITAL OUTLAY
 4457.280.510110 MERCHANT SERVICES
 4457.280.510110.500 FIXED CHARGES
 4457.280.521000 INTERFUND OPERATING TRANSFERS
 4457.280.521000.800 OTHER OBJECTS

4458 FY14 SIDEWALK & CURB CONSTRUCTION

280 PUBLIC WORKS OPERATIONS

4458.280.430262 SIDEWALK & CURB
 4458.280.430262.900 CAPITAL OUTLAY
 4458.280.510110 MERCHANT SERVICES
 4458.280.510110.500 FIXED CHARGES
 4458.280.521000 INTERFUND OPERATING TRANSFERS
 4458.280.521000.800 OTHER OBJECTS

4459 FY15 SIDEWALK/CURB CONSTRUCTION

280 PUBLIC WORKS OPERATIONS

4459.280.430262 SIDEWALK & CURB
 4459.280.430262.800 OTHER OBJECTS
 4459.280.430262.900 CAPITAL OUTLAY

City of Missoula FY 2018 Expenditure Accounts

FUND	FUND	DEPT *	DEPT *	EXPENDITURE ACCOUNTS	
#	NAME	#	NAME	ACTIVITY CODE	OBJECT COD

**departments are not applicable to all funds and accounts*
**accounts may be created during the year as needed*

4459.280.510110 MERCHANT SERVICES

4459.280.510110.500 FIXED CHARGES

4460 FY16 SIDEWALK/CURB CONSTRUCTION

280 PUBLIC WORKS OPERATIONS

4460.280.430262 SIDEWALK & CURB

4460.280.430262.800 OTHER OBJECTS

4460.280.430262.900 CAPITAL OUTLAY

4460.280.510110 MERCHANT SERVICES

4460.280.510110.500 FIXED CHARGES

4461 FY17 SIDEWALK/CURB CONSTRUCTION

280 PUBLIC WORKS OPERATIONS

4461.280.430262 SIDEWALK & CURB

4461.280.430262.900 CAPITAL OUTLAY

4461.280.430262.930.000 IMPROVEMENTS

4461.280.510110 MERCHANT SERVICES

4461.280.510110.500 FIXED CHARGES

4462 FY18 SIDEWALK/CURB CONSTRUCTION

280 PUBLIC WORKS OPERATIONS

4462.280.430262 SIDEWALK & CURB

4462.280.430262.900 CAPITAL OUTLAY

4462.280.430262.930.000 IMPROVEMENTS

4462.280.510110 MERCHANT SERVICES

4462.280.510110.500 FIXED CHARGES

4531 SID 531 TRAFFIC CALMING

390 NON-DEPARTMENTAL

4531.390.510100 SPECIAL ASSESSMENTS

4531.390.510100.900 CAPITAL OUTLAY

4531.390.510110 MERCHANT SERVICES

4531.390.510110.500 FIXED CHARGES

City of Missoula FY 2018 Expenditure Accounts

FUND #	FUND NAME	DEPT #	DEPT NAME	EXPENDITURE ACCOUNTS	ACTIVITY CODE	OBJECT COD
--------	-----------	--------	-----------	----------------------	---------------	------------

**departments are not applicable to all funds and accounts*
**accounts may be created during the year as needed*

4532 MALONEY RANCH SID

390 NON-DEPARTMENTAL

4532.390.510100 SPECIAL ASSESSMENTS
 4532.390.510100.900 CAPITAL OUTLAY
 4532.390.510110 MERCHANT SERVICES
 4532.390.510110.500 FIXED CHARGES

4533 RATTLESNAKE SEWER SID

390 NON-DEPARTMENTAL

4533.390.510110 MERCHANT SERVICES
 4533.390.510110.500 FIXED CHARGES

4534 SID 534 LINCOLNWOOD

390 NON-DEPARTMENTAL

4534.390.510110 MERCHANT SERVICES
 4534.390.510110.500 FIXED CHARGES
 4534.390.521000 INTERFUND OPERATING TRANSFERS
 4534.390.521000.800 OTHER OBJECTS

4536 SID536 LINCOLNWOOD SWR PH2

390 NON-DEPARTMENTAL

4536.390.510110 MERCHANT SERVICES
 4536.390.510110.500 FIXED CHARGES

4540 SID 540 ENGLAND BLVD

390 NON-DEPARTMENTAL

4540.390.510100 SPECIAL ASSESSMENTS
 4540.390.510100.300 PURCHASED SERVICES
 4540.390.510100.350.000 PROFESSIONAL SERVICES
 4540.390.510100.900 CAPITAL OUTLAY
 4540.390.510110 MERCHANT SERVICES
 4540.390.510110.500 FIXED CHARGES
 4540.390.521000 INTERFUND OPERATING TRANSFERS

City of Missoula FY 2018 Expenditure Accounts

FUND #	FUND NAME	DEPT #	DEPT NAME	EXPENDITURE ACCOUNTS	ACTIVITY CODE	OBJECT COD
*departments are not applicable to all funds and accounts						
*accounts may be created during the year as needed						

4540.390.521000.800 OTHER OBJECTS

4541 SID 541 PINEVIEW PARK

390 NON-DEPARTMENTAL

4541.390.410710 *** Title Not Found ***

4541.390.410710.500 FIXED CHARGES

4541.390.510100 SPECIAL ASSESSMENTS

4541.390.510100.900 CAPITAL OUTLAY

4541.390.510110 MERCHANT SERVICES

4541.390.510110.500 FIXED CHARGES

4542 SID 542 HILLVIEW WAY

390 NON-DEPARTMENTAL

4542.390.510100 SPECIAL ASSESSMENTS

4542.390.510100.300 PURCHASED SERVICES

4542.390.510110 MERCHANT SERVICES

4542.390.510110.500 FIXED CHARGES

4543 SID 543 TRAFFIC CALMING

390 NON-DEPARTMENTAL

4543.390.510100 SPECIAL ASSESSMENTS

4543.390.510100.300 PURCHASED SERVICES

4543.390.510100.900 CAPITAL OUTLAY

4543.390.510110 MERCHANT SERVICES

4543.390.510110.500 FIXED CHARGES

4544 MILLER CREEK MITIGATION FUND

390 NON-DEPARTMENTAL

4544.390.510100 SPECIAL ASSESSMENTS

4544.390.510100.900 CAPITAL OUTLAY

4544.390.510110 MERCHANT SERVICES

4544.390.510110.500 FIXED CHARGES

4545 MILLER CREEK TWITE CONSTRUCTION

City of Missoula FY 2018 Expenditure Accounts

FUND #	FUND NAME	DEPT #	DEPT * NAME	EXPENDITURE ACCOUNTS	ACTIVITY CODE	OBJECT COD	*departments are not applicable to all funds and accounts	*accounts may be created during the year as needed
--------	-----------	--------	-------------	----------------------	---------------	------------	---	--

390 NON-DEPARTMENTAL

4545.390.510100 SPECIAL ASSESSMENTS
 4545.390.510100.300 PURCHASED SERVICES
 4545.390.510100.900 CAPITAL OUTLAY
 4545.390.510110 MERCHANT SERVICES
 4545.390.510110.500 FIXED CHARGES

4546 MILLER CREEK MALOHNEY CONSTRUCTION

390 NON-DEPARTMENTAL

4546.390.510100 SPECIAL ASSESSMENTS
 4546.390.510100.300 PURCHASED SERVICES
 4546.390.510100.900 CAPITAL OUTLAY
 4546.390.510110 MERCHANT SERVICES
 4546.390.510110.500 FIXED CHARGES

4547 MILLER CREEK MCCARTHY CONSTRUCTION

390 NON-DEPARTMENTAL

4547.390.510100 SPECIAL ASSESSMENTS
 4547.390.510100.300 PURCHASED SERVICES
 4547.390.510100.900 CAPITAL OUTLAY
 4547.390.510110 MERCHANT SERVICES
 4547.390.510110.500 FIXED CHARGES

4548 5TH,6TH & ARTHUR ROAD IMPROVEMENTS

390 NON-DEPARTMENTAL

4548.390.510100 SPECIAL ASSESSMENTS
 4548.390.510100.300 PURCHASED SERVICES
 4548.390.510100.900 CAPITAL OUTLAY
 4548.390.510110 MERCHANT SERVICES
 4548.390.510110.500 FIXED CHARGES
 4548.390.521000 INTERFUND OPERATING TRANSFERS
 4548.390.521000.800 OTHER OBJECTS

City of Missoula FY 2018 Expenditure Accounts

FUND	FUND	DEPT *	DEPT *	EXPENDITURE ACCOUNTS	
#	NAME	#	NAME	ACTIVITY CODE	OBJECT COD

**departments are not applicable to all funds and accounts*
**accounts may be created during the year as needed*

4549 SID 549 HILLVIEW WAY

390 NON-DEPARTMENTAL

4549.390.510100 SPECIAL ASSESSMENTS

4549.390.510100.300 PURCHASED SERVICES

4549.390.510100.600 DEBT SERVICE

4549.390.510100.900 CAPITAL OUTLAY

4549.390.510110 MERCHANT SERVICES

4549.390.510110.500 FIXED CHARGES

4549.390.521000 INTERFUND OPERATING TRANSFERS

4549.390.521000.800 OTHER OBJECTS

4745 MALONEY/TWITE MILLER CR \$1.2M CONTRIB

390 NON-DEPARTMENTAL

4745.390.510100 SPECIAL ASSESSMENTS

4745.390.510100.300 PURCHASED SERVICES

4745.390.510100.800 OTHER OBJECTS

4745.390.510100.900 CAPITAL OUTLAY

4745.390.510110 MERCHANT SERVICES

4745.390.510110.500 FIXED CHARGES

4941 HILLVIEW WAY CONSTRUCTION

280 PUBLIC WORKS OPERATIONS

4941.280.430034 CONSTRUCTION

4941.280.430034.200 SUPPLIES

4941.280.430034.300 PURCHASED SERVICES

4941.280.430034.350.000 PROFESSIONAL SERVICES

4941.280.430034.800 OTHER OBJECTS

4941.280.430034.820.000 TRANSFERS TO OTHER FUNDS

4941.280.430034.900 CAPITAL OUTLAY

4941.280.430034.930.000 IMPROVEMENTS

4941.280.430262 SIDEWALK & CURB

City of Missoula FY 2018 Expenditure Accounts

FUND	FUND	DEPT *	DEPT*	EXPENDITURE ACCOUNTS	
#	NAME	#	NAME	ACTIVITY CODE	OBJECT COD

**departments are not applicable to all funds and accounts*
**accounts may be created during the year as needed*

4941.280.430262.800 OTHER OBJECTS

4941.280.510110 MERCHANT SERVICES

4941.280.510110.500 FIXED CHARGES

4944 RATTLESNAKE SEWER COLLECTION (544)

4944.000.510110 MERCHANT SERVICES

4944.000.510110.500 FIXED CHARGES

390 NON-DEPARTMENTAL

4944.390.510100 SPECIAL ASSESSMENTS

4944.390.510100.300 PURCHASED SERVICES

4944.390.510100.600 DEBT SERVICE

4944.390.510100.900 CAPITAL OUTLAY

4944.390.510110 MERCHANT SERVICES

4944.390.510110.500 FIXED CHARGES

550 SID 544 PROJECT

4944.550.430680 ARRA GRANT

4944.550.430680.900 CAPITAL OUTLAY

4944.550.430681 ARRA LOAN

4944.550.430681.900 CAPITAL OUTLAY

4944.550.430682 TSEP GRANT

4944.550.430682.900 CAPITAL OUTLAY

4944.550.430685 SRF SID

4944.550.430685.900 CAPITAL OUTLAY

4944.550.430686 SRF REV BOND

4944.550.430686.300 PURCHASED SERVICES

4944.550.430686.900 CAPITAL OUTLAY

4944.550.430687 ARRA LOAN SID

4944.550.430687.900 CAPITAL OUTLAY

4944.550.510110 MERCHANT SERVICES

4944.550.510110.500 FIXED CHARGES

555 LOLO STREET PROJECT

City of Missoula FY 2018 Expenditure Accounts

FUND	FUND	DEPT *	DEPT*	EXPENDITURE ACCOUNTS	
#	NAME	#	NAME	ACTIVITY CODE	OBJECT COD

**departments are not applicable to all funds and accounts*
**accounts may be created during the year as needed*

4944.555.430680 ARRA GRANT

4944.555.430680.900 CAPITAL OUTLAY

4944.555.430685 SRF SID

4944.555.430685.900 CAPITAL OUTLAY

4944.555.430686 SRF REV BOND

4944.555.430686.900 CAPITAL OUTLAY

4944.555.510110 MERCHANT SERVICES

4944.555.510110.500 FIXED CHARGES

4945 PHILLIPS ST TRAFFIC CALMING

4945.000.410000 GENERAL GOVERNMENT

4945.000.410000.600 DEBT SERVICE

4945.000.510110 MERCHANT SERVICES

4945.000.510110.500 FIXED CHARGES

4946 PATTEE CREEK DR. TRAFFIC CALMING

4946.000.410000 GENERAL GOVERNMENT

4946.000.410000.600 DEBT SERVICE

4946.000.510110 MERCHANT SERVICES

4946.000.510110.500 FIXED CHARGES

390 NON-DEPARTMENTAL

4946.390.510100 SPECIAL ASSESSMENTS

4946.390.510100.300 PURCHASED SERVICES

4946.390.510100.900 CAPITAL OUTLAY

4946.390.510110 MERCHANT SERVICES

4946.390.510110.500 FIXED CHARGES

4948 STORMWATER OUTFALL RETROFITS

390 NON-DEPARTMENTAL

4948.390.431210 CARAS PARK STORM WATER RETROFITS

4948.390.431210.300 PURCHASED SERVICES

4948.390.431210.350.000 CARAS PARK OUTFALL RETROFITS

City of Missoula FY 2018 Expenditure Accounts

FUND	FUND	DEPT *	DEPT*	EXPENDITURE ACCOUNTS	
#	NAME	#	NAME	ACTIVITY CODE	OBJECT COD

**departments are not applicable to all funds and accounts*
**accounts may be created during the year as needed*

4948.390.431210.900 CAPITAL OUTLAY
 4948.390.431210.930.000 IMPROVEMENTS
4948.390.431212 BUCKHOUSE BRIDGE STORM WATER RETROFIT
 4948.390.431212.300 PURCHASED SERVICES
4948.390.510110 MERCHANT SERVICES
 4948.390.510110.500 FIXED CHARGES

4949 WAYFINDING PROJECT

390 NON-DEPARTMENTAL

4949.390.430268 * Title Not Found *****
 4949.390.430268.100 PERSONAL SERVICES
 4949.390.430268.200 SUPPLIES
 4949.390.430268.300 PURCHASED SERVICES
 4949.390.430268.350.000 PROFESSIONAL SERVICES
 4949.390.430268.390.000 OTHER PURCHASED SERVICES
 4949.390.430268.900 CAPITAL OUTLAY
4949.390.510110 MERCHANT SERVICES
 4949.390.510110.500 FIXED CHARGES

4990 ARRA ENHANCEMENTS

500 N HIGGINS STREETSCAPE

4990.500.430030 PRELIMINARY ENGINEERING
 4990.500.430030.900 CAPITAL OUTLAY
4990.500.430031 CONTRUCTION ENGINEERING
 4990.500.430031.900 CAPITAL OUTLAY
4990.500.430032 CONTRACTOR PAYMENTS-CONTSTRUCTION
 4990.500.430032.900 CAPITAL OUTLAY
4990.500.510110 MERCHANT SERVICES
 4990.500.510110.500 FIXED CHARGES

510 CURB RAMPS

4990.510.430032 CONTRACTOR PAYMENTS-CONTSTRUCTION
 4990.510.430032.900 CAPITAL OUTLAY

City of Missoula FY 2018 Expenditure Accounts

FUND	FUND	DEPT *	DEPT *	EXPENDITURE ACCOUNTS	
#	NAME	#	NAME	ACTIVITY CODE	OBJECT COD

**departments are not applicable to all funds and accounts*
**accounts may be created during the year as needed*

4990.510.510110 MERCHANT SERVICES

4990.510.510110.500 FIXED CHARGES

515 RSnake Gateway Greenough Drive

4990.515.430030 PRELIMINARY ENGINEERING

4990.515.430030.900 CAPITAL OUTLAY

4990.515.430031 CONTRUCTION ENGINEERING

4990.515.430031.900 CAPITAL OUTLAY

4990.515.430032 CONTRACTOR PAYMENTS-CONTSTRUCTION

4990.515.430032.900 CAPITAL OUTLAY

4990.515.510110 MERCHANT SERVICES

4990.515.510110.500 FIXED CHARGES

4991 ARRA HB645

500 N HIGGINS STREETSCAPE

4991.500.430033 N.HIGGINS/MTN WATER

4991.500.430033.900 CAPITAL OUTLAY

4991.500.510110 MERCHANT SERVICES

4991.500.510110.500 FIXED CHARGES

520 N HIGGINS PAVING

4991.520.430030 PRELIMINARY ENGINEERING

4991.520.430030.900 CAPITAL OUTLAY

4991.520.430031 CONTRUCTION ENGINEERING

4991.520.430031.900 CAPITAL OUTLAY

4991.520.430032 CONTRACTOR PAYMENTS-CONTSTRUCTION

4991.520.430032.900 CAPITAL OUTLAY

4991.520.510110 MERCHANT SERVICES

4991.520.510110.500 FIXED CHARGES

525 BROOKS ST CURB & SW IMPROVEMENTS

4991.525.430030 PRELIMINARY ENGINEERING

4991.525.430030.900 CAPITAL OUTLAY

4991.525.430031 CONTRUCTION ENGINEERING

City of Missoula FY 2018 Expenditure Accounts

FUND	FUND	DEPT *	DEPT *	EXPENDITURE ACCOUNTS	
#	NAME	#	NAME	ACTIVITY CODE	OBJECT COD

**departments are not applicable to all funds and accounts*
**accounts may be created during the year as needed*

4991.525.430031.900 CAPITAL OUTLAY

4991.525.430032 CONTRACTOR PAYMENTS-CONTSTRUCTION

4991.525.430032.900 CAPITAL OUTLAY

4991.525.510110 MERCHANT SERVICES

4991.525.510110.500 FIXED CHARGES

530 CURB RAMPS

4991.530.430030 PRELIMINARY ENGINEERING

4991.530.430030.100 PERSONAL SERVICES

4991.530.430030.900 CAPITAL OUTLAY

4991.530.430031 CONSTRUCTION ENGINEERING

4991.530.430031.900 CAPITAL OUTLAY

4991.530.430032 CONTRACTOR PAYMENTS-CONTSTRUCTION

4991.530.430032.900 CAPITAL OUTLAY

4991.530.510110 MERCHANT SERVICES

4991.530.510110.500 FIXED CHARGES

535 PARKS PLAYGROUND INSTALLS

4991.535.430030 PRELIMINARY ENGINEERING

4991.535.430030.100 PERSONAL SERVICES

4991.535.430030.900 CAPITAL OUTLAY

4991.535.430031 CONSTRUCTION ENGINEERING

4991.535.430031.900 CAPITAL OUTLAY

4991.535.430032 CONTRACTOR PAYMENTS-CONTSTRUCTION

4991.535.430032.900 CAPITAL OUTLAY

4991.535.510110 MERCHANT SERVICES

4991.535.510110.500 FIXED CHARGES

540 GREENOUGH PARK BRIDGE

4991.540.430030 PRELIMINARY ENGINEERING

4991.540.430030.900 CAPITAL OUTLAY

4991.540.430031 CONSTRUCTION ENGINEERING

4991.540.430031.900 CAPITAL OUTLAY

City of Missoula FY 2018 Expenditure Accounts

FUND	FUND	DEPT *	DEPT *	EXPENDITURE ACCOUNTS	
#	NAME	#	NAME	ACTIVITY CODE	OBJECT COD

**departments are not applicable to all funds and accounts*
**accounts may be created during the year as needed*

4991.540.430032 CONTRACTOR PAYMENTS-CONTSTRUCTION

4991.540.430032.100 PERSONAL SERVICES

4991.540.430032.900 CAPITAL OUTLAY

4991.540.510110 MERCHANT SERVICES

4991.540.510110.500 FIXED CHARGES

4992 WFL MILLER CREEK ROAD

390 NON-DEPARTMENTAL

4992.390.430230 STREET RESTORATION

4992.390.430230.900 CAPITAL OUTLAY

4992.390.510110 MERCHANT SERVICES

4992.390.510110.500 FIXED CHARGES

4993 WESTERN FEDERAL LANDS

280 PUBLIC WORKS OPERATIONS

4993.280.430022 RATTLESNAKE UNIVERSITY CROSSING

4993.280.430022.300 PURCHASED SERVICES

4993.280.430022.900 CAPITAL OUTLAY

4993.280.430024 RUX PH 11/PROJ 2010-022(B)

4993.280.430024.100 PERSONAL SERVICES

4993.280.430024.900 CAPITAL OUTLAY

4993.280.430223 FACILITY MAINT ENERGY CONSERVATION

4993.280.430223.900 CAPITAL OUTLAY

4993.280.510110 MERCHANT SERVICES

4993.280.510110.500 FIXED CHARGES

5020 CIVIC STADIUM

395 PARKING COMMISSION

5020.395.460000 CULTURE & RECREATION

5020.395.460000.500 FIXED CHARGES

5020.395.460451 SPECTATOR RECREATION - ADMINISTRATION

5020.395.460451.500 FIXED CHARGES

City of Missoula FY 2018 Expenditure Accounts

FUND	FUND	DEPT *	DEPT *	EXPENDITURE ACCOUNTS	
#	NAME	#	NAME	ACTIVITY CODE	OBJECT COD

**departments are not applicable to all funds and accounts*
**accounts may be created during the year as needed*

5020.395.460451.800 OTHER OBJECTS
 5020.395.460451.845.000 CONTINGENCY
5020.395.490200 REVENUE BOND DEBT SERVICE
 5020.395.490200.600 DEBT SERVICE
 5020.395.490200.610.000 PRINCIPAL
 5020.395.490200.620.000 INTEREST / SERVICE FEES
5020.395.510000 MISCELLANEOUS
 5020.395.510000.800 OTHER OBJECTS
5020.395.510110 MERCHANT SERVICES
 5020.395.510110.500 FIXED CHARGES

5210 WATER

335 WATER

5210.335.430210 ADMINISTRATION
 5210.335.430210.100 PERSONAL SERVICES
 5210.335.430210.140.000 EMPLOYER CONTRIBUTIONS
 5210.335.430210.141.000 STATE RETIREMENT CONTRIBUTIONS
 5210.335.430210.300 PURCHASED SERVICES
 5210.335.430210.350.000 PROFESSIONAL SERVICES
 5210.335.430210.500 FIXED CHARGES
 5210.335.430210.900 CAPITAL OUTLAY
 5210.335.430210.940.000 MACHINERY & EQUIPMENT
5210.335.430510 WATER ADMINISTRATION
 5210.335.430510.100 PERSONAL SERVICES
 5210.335.430510.110.000 SALARIES AND WAGES
 5210.335.430510.140.000 EMPLOYER CONTRIBUTIONS
 5210.335.430510.141.000 STATE RETIREMENT CONTRIBUTIONS
 5210.335.430510.200 SUPPLIES
 5210.335.430510.210.000 OFFICE SUPPLIES
 5210.335.430510.220.000 OPERATING SUPPLIES
 5210.335.430510.300 PURCHASED SERVICES

City of Missoula FY 2018 Expenditure Accounts

FUND	FUND	DEPT *	DEPT*	EXPENDITURE ACCOUNTS	
#	NAME	#	NAME	ACTIVITY CODE	OBJECT COD

**departments are not applicable to all funds and accounts*
**accounts may be created during the year as needed*

5210.335.430510.310.000 COMMUNICATIONS
 5210.335.430510.330.000 PUBLICITY, SUBSCRIPTIONS & DUES
 5210.335.430510.341.000 ELECTRICITY & NATURAL GAS
 5210.335.430510.344.000 TELEPHONE SERVICE
 5210.335.430510.345.000 GARBAGE
 5210.335.430510.350.000 PROFESSIONAL SERVICES
 5210.335.430510.360.000 REPAIR & MAINTENANCE
 5210.335.430510.370.000 TRAVEL
 5210.335.430510.380.000 TRAINING
 5210.335.430510.500 FIXED CHARGES
 5210.335.430510.510.000 INSURANCE
 5210.335.430510.590.000 PAYMENT IN LIEU OF TAXES
 5210.335.430510.800 OTHER OBJECTS
 5210.335.430510.820.000 TRANSFERS TO OTHER FUNDS
 5210.335.430510.900 CAPITAL OUTLAY
 5210.335.430510.940.000 MACHINERY & EQUIPMENT
5210.335.430511 UTILITY RATE STUDY/CONSULTATION
 5210.335.430511.900 CAPITAL OUTLAY
 5210.335.430511.930.182 UTILITY RATE STUDY - WATER
5210.335.430520 WATER FACILITIES
 5210.335.430520.100 PERSONAL SERVICES
 5210.335.430520.110.000 SALARIES AND WAGES
 5210.335.430520.140.000 EMPLOYER CONTRIBUTIONS
 5210.335.430520.141.000 STATE RETIREMENT CONTRIBUTIONS
 5210.335.430520.200 SUPPLIES
 5210.335.430520.220.000 OPERATING SUPPLIES
 5210.335.430520.230.000 REPAIR/MAINTENANCE
 5210.335.430520.231.000 GASOLINE
 5210.335.430520.300 PURCHASED SERVICES
 5210.335.430520.340.000 SEWER

City of Missoula FY 2018 Expenditure Accounts

FUND	FUND	DEPT *	DEPT*	EXPENDITURE ACCOUNTS	
#	NAME	#	NAME	ACTIVITY CODE	OBJECT COD

**departments are not applicable to all funds and accounts*
**accounts may be created during the year as needed*

5210.335.430520.342.000 STORM WATER
 5210.335.430520.343.000 WATER CHARGES
 5210.335.430520.360.000 REPAIR & MAINTENANCE
 5210.335.430520.800 OTHER OBJECTS
 5210.335.430520.845.000 CONTINGENCY
 5210.335.430520.900 CAPITAL OUTLAY
5210.335.430530 SOURCE OF SUPPLY & PUMPING
 5210.335.430530.100 PERSONAL SERVICES
 5210.335.430530.110.000 SALARIES AND WAGES
 5210.335.430530.120.000 OVERTIME
 5210.335.430530.140.000 EMPLOYER CONTRIBUTIONS
 5210.335.430530.141.000 STATE RETIREMENT CONTRIBUTIONS
 5210.335.430530.200 SUPPLIES
 5210.335.430530.220.000 OPERATING SUPPLIES
 5210.335.430530.230.000 REPAIR/MAINTENANCE
 5210.335.430530.300 PURCHASED SERVICES
 5210.335.430530.310.000 COMMUNICATIONS
 5210.335.430530.341.000 ELECTRICITY & NATURAL GAS
 5210.335.430530.350.000 PROFESSIONAL SERVICES
 5210.335.430530.360.000 REPAIR & MAINTENANCE
 5210.335.430530.500 FIXED CHARGES
 5210.335.430530.530.000 RENT
5210.335.430539 MISCELLANEOUS PROJECTS
 5210.335.430539.900 CAPITAL OUTLAY
 5210.335.430539.930.181 IMPROVEMENTS
5210.335.430550 TRANSMISSION & DISTRIBUTION
 5210.335.430550.100 PERSONAL SERVICES
 5210.335.430550.110.000 SALARIES AND WAGES
 5210.335.430550.120.000 OVERTIME
 5210.335.430550.140.000 EMPLOYER CONTRIBUTIONS

City of Missoula FY 2018 Expenditure Accounts

FUND	FUND	DEPT *	DEPT *	EXPENDITURE ACCOUNTS	
#	NAME	#	NAME	ACTIVITY CODE	OBJECT COD

**departments are not applicable to all funds and accounts*
**accounts may be created during the year as needed*

5210.335.430550.141.000 STATE RETIREMENT CONTRIBUTIONS

5210.335.430550.200 SUPPLIES

5210.335.430550.220.000 OPERATING SUPPLIES

5210.335.430550.230.000 REPAIR/MAINTENANCE

5210.335.430550.300 PURCHASED SERVICES

5210.335.430550.360.000 REPAIR & MAINTENANCE

5210.335.430550.500 FIXED CHARGES

5210.335.430550.500.000 FIXED CHARGES

5210.335.430550.800 OTHER OBJECTS

5210.335.430550.900 CAPITAL OUTLAY

5210.335.430550.930.000 IMPROVEMENTS

5210.335.430551 WATER MAIN REPLACEMENT

5210.335.430551.900 CAPITAL OUTLAY

5210.335.430551.930.180 RAILROAD MAIN REPLACEMENT

5210.335.430551.930.181 RUSSELL ST MAIN RE-ROUTE

5210.335.430551.930.182 SOUTH 2ND MAIN REPLACEMENT

5210.335.430551.930.183 STODDARD STREET MAIN REPLACEMENT

5210.335.430551.930.184 DEFOE MAIN REPLACEMENT

5210.335.430551.930.185 SOUTH 4TH ST MAIN REPLACEMENT

5210.335.430551.930.186 GERALD STREET MAIN REPLACEMENT

5210.335.430551.930.188 HOWELL MAIN REPLACEMENT

5210.335.430555 FIRE HYDRANTS REPLACE/ NEW

5210.335.430555.900 CAPITAL OUTLAY

5210.335.430555.930.171 WATERLINE EXTENSION - RUSSELL ST

5210.335.430555.930.181 SCOTT STREET EXTENSION

5210.335.430557 VALVE/ BO/ SERVICE SADDLES

5210.335.430557.900 CAPITAL OUTLAY

5210.335.430557.930.191 FARVIEW PRV

5210.335.430590 OTHER ACTIVITIES

5210.335.430590.200 SUPPLIES

City of Missoula FY 2018 Expenditure Accounts

FUND	FUND	DEPT *	DEPT*	EXPENDITURE ACCOUNTS	
#	NAME	#	NAME	ACTIVITY CODE	OBJECT COD

**departments are not applicable to all funds and accounts*
**accounts may be created during the year as needed*

5210.335.430590.300 PURCHASED SERVICES
 5210.335.430590.330.000 PUBLICITY, SUBSCRIPTIONS & DUES
 5210.335.430590.344.000 TELEPHONE SERVICE
 5210.335.430590.350.000 ACQUISITION/PROFESSIONAL SERVICES
 5210.335.430590.900 CAPITAL OUTLAY
 5210.335.430590.930.000 ACQUISITION/IMPROVEMENTS
5210.335.430610 ADMINISTRATION
 5210.335.430610.300 PURCHASED SERVICES
5210.335.490200 REVENUE BOND DEBT SERVICE
 5210.335.490200.600 DEBT SERVICE
 5210.335.490200.620.000 INTEREST / SERVICE FEES
5210.335.510110 MERCHANT SERVICES
 5210.335.510110.500 FIXED CHARGES
 5210.335.510110.550.000 MERCHANT SERVICE FEES
5210.335.510400 DEPRECIATION
 5210.335.510400.800 OTHER OBJECTS

5215 WATER LOAN FUND

335 WATER

5215.335.510110 MERCHANT SERVICES
 5215.335.510110.500 FIXED CHARGES
5215.335.521000 INTERFUND OPERATING TRANSFERS
 5215.335.521000.800 OTHER OBJECTS

5220 WATER R&D FUND

335 WATER

5220.335.430510 *** Title Not Found ***
 5220.335.430510.200 SUPPLIES
5220.335.490220 * Title Not Found *****
 5220.335.490220.600 DEBT SERVICE
5220.335.490506 CORE FINANCED EQUIPMENT
 5220.335.490506.600 DEBT SERVICE

City of Missoula FY 2018 Expenditure Accounts

FUND	FUND	DEPT *	DEPT *	EXPENDITURE ACCOUNTS	
#	NAME	#	NAME	ACTIVITY CODE	OBJECT COD

**departments are not applicable to all funds and accounts*
**accounts may be created during the year as needed*

5220.335.510110 MERCHANT SERVICES

5220.335.510110.500 FIXED CHARGES

5220.335.521000 INTERFUND OPERATING TRANSFERS

5220.335.521000.800 OTHER OBJECTS

5240 WATER CONSTRUCTION FUND

335 WATER

5240.335.510110 MERCHANT SERVICES

5240.335.510110.500 FIXED CHARGES

5250 WATER PURCHASE LOAN

330 WASTEWATER

5250.330.490200 REVENUE BOND DEBT SERVICE

5250.330.490200.600 DEBT SERVICE

5250.330.510110 MERCHANT SERVICES

5250.330.510110.500 FIXED CHARGES

5310 SEWER OPERATING BUDGET FUND

330 WASTEWATER

5310.330.410400 DEPRECIATION

5310.330.410400.800 OTHER OBJECTS

5310.330.430610 ADMINISTRATION

5310.330.430610.100 PERSONAL SERVICES

5310.330.430610.200 SUPPLIES

5310.330.430610.300 PURCHASED SERVICES

5310.330.430610.500 FIXED CHARGES

5310.330.430610.700 GRANTS & CONTRIBUTIONS

5310.330.430610.800 OTHER OBJECTS

5310.330.430610.900 CAPITAL OUTLAY

5310.330.430630 COLLECTIONS & TRANSMISSIONS

5310.330.430630.100 PERSONAL SERVICES

5310.330.430630.200 SUPPLIES

City of Missoula FY 2018 Expenditure Accounts

FUND	FUND	DEPT *	DEPT*	EXPENDITURE ACCOUNTS	
#	NAME	#	NAME	ACTIVITY CODE	OBJECT COD

**departments are not applicable to all funds and accounts*
**accounts may be created during the year as needed*

5310.330.430630.300 PURCHASED SERVICES

5310.330.430630.500 FIXED CHARGES

5310.330.430630.900 CAPITAL OUTLAY

5310.330.430640 TREATMENT AND DISPOSAL

5310.330.430640.100 PERSONAL SERVICES

5310.330.430640.200 SUPPLIES

5310.330.430640.300 PURCHASED SERVICES

5310.330.430640.900 CAPITAL OUTLAY

5310.330.430650 LAB & TESTING

5310.330.430650.100 PERSONAL SERVICES

5310.330.430650.200 SUPPLIES

5310.330.430650.300 PURCHASED SERVICES

5310.330.430650.900 CAPITAL OUTLAY

5310.330.430660 COMPOST

5310.330.430660.100 PERSONAL SERVICES

5310.330.430660.200 SUPPLIES

5310.330.430660.300 PURCHASED SERVICES

5310.330.430660.500 FIXED CHARGES

5310.330.430660.600 DEBT SERVICE

5310.330.430660.900 CAPITAL OUTLAY

5310.330.490504 DEBT SERVICE

5310.330.490504.600 DEBT SERVICE

5310.330.499999 NEW REQUESTS

5310.330.499999.100 PERSONAL SERVICES

5310.330.499999.900 CAPITAL OUTLAY

5310.330.510110 MERCHANT SERVICES

5310.330.510110.500 FIXED CHARGES

5310.330.510306 SALARY RESERVE

5310.330.510306.100 PERSONAL SERVICES

5310.330.521000 INTERFUND OPERATING TRANSFERS

City of Missoula FY 2018 Expenditure Accounts

FUND #	FUND NAME	DEPT #	DEPT * NAME	EXPENDITURE ACCOUNTS	ACTIVITY CODE	OBJECT COD	
							<i>*departments are not applicable to all funds and accounts</i>
							<i>*accounts may be created during the year as needed</i>

5310.330.521000.800 OTHER OBJECTS

335 WATER

5310.335.430210 ADMINISTRATION

5310.335.430210.300 PURCHASED SERVICES

5310.335.430590 OTHER ACTIVITIES

5310.335.430590.300 PURCHASED SERVICES

5311 WASTEWATER UTILITY FUND

330 WASTEWATER

5311.330.430610 ADMINISTRATION

5311.330.430610.100 PERSONAL SERVICES

5311.330.430610.110.000 SALARIES AND WAGES

5311.330.430610.120.000 OVERTIME

5311.330.430610.140.000 EMPLOYER CONTRIBUTIONS

5311.330.430610.141.000 STATE RETIREMENT CONTRIBUTIONS

5311.330.430610.200 SUPPLIES

5311.330.430610.210.000 OFFICE SUPPLIES

5311.330.430610.220.000 OPERATING SUPPLIES

5311.330.430610.230.000 REPAIR/MAINTENANCE

5311.330.430610.231.000 GASOLINE

5311.330.430610.300 PURCHASED SERVICES

5311.330.430610.310.000 COMMUNICATIONS

5311.330.430610.320.000 PRINTING & DUPLICATING

5311.330.430610.330.000 PUBLICITY, SUBSCRIPTIONS & DUES

5311.330.430610.344.000 TELEPHONE SERVICE

5311.330.430610.350.000 PROFESSIONAL SERVICES

5311.330.430610.360.000 REPAIR & MAINTENANCE

5311.330.430610.370.000 TRAVEL

5311.330.430610.380.000 TRAINING

5311.330.430610.500 FIXED CHARGES

5311.330.430610.500.000 FIXED CHARGES

City of Missoula FY 2018 Expenditure Accounts

FUND	FUND	DEPT *	DEPT*	EXPENDITURE ACCOUNTS	
#	NAME	#	NAME	ACTIVITY CODE	OBJECT COD

**departments are not applicable to all funds and accounts*
**accounts may be created during the year as needed*

5311.330.430610.700 GRANTS & CONTRIBUTIONS
 5311.330.430610.700.000 GRANTS & CONTRIBUTIONS
5311.330.430611 UTILITY RATE STUDY/CONSULTATION
 5311.330.430611.900 CAPITAL OUTLAY
 5311.330.430611.930.182 UTILITY RATE STUDY - SEWER
5311.330.430630 COLLECTIONS & TRANSMISSIONS
 5311.330.430630.100 PERSONAL SERVICES
 5311.330.430630.110.000 SALARIES AND WAGES
 5311.330.430630.120.000 OVERTIME
 5311.330.430630.130.000 OTHER
 5311.330.430630.140.000 EMPLOYER CONTRIBUTIONS
 5311.330.430630.141.000 STATE RETIREMENT CONTRIBUTIONS
 5311.330.430630.200 SUPPLIES
 5311.330.430630.220.000 OPERATING SUPPLIES
 5311.330.430630.230.000 REPAIR/MAINTENANCE
 5311.330.430630.240.000 OTHER SUPPLIES
 5311.330.430630.300 PURCHASED SERVICES
 5311.330.430630.310.000 COMMUNICATIONS
 5311.330.430630.341.000 ELECTRICITY & NATURAL GAS
 5311.330.430630.343.000 WATER CHARGES
 5311.330.430630.344.000 TELEPHONE SERVICE
 5311.330.430630.350.000 PROFESSIONAL SERVICES
 5311.330.430630.360.000 REPAIR & MAINTENANCE
 5311.330.430630.370.000 TRAVEL
 5311.330.430630.380.000 TRAINING
 5311.330.430630.500 FIXED CHARGES
 5311.330.430630.500.000 FIXED CHARGES
5311.330.430631 SEWER MAIN REPLACE/UPGRADE
 5311.330.430631.900 CAPITAL OUTLAY
 5311.330.430631.930.181 RUSSELL ST RE-ROUTE

City of Missoula FY 2018 Expenditure Accounts

FUND	FUND	DEPT *	DEPT*	EXPENDITURE ACCOUNTS	
#	NAME	#	NAME	ACTIVITY CODE	OBJECT COD

**departments are not applicable to all funds and accounts*
**accounts may be created during the year as needed*

5311.330.430631.930.182 GERALD AVE SEWER RE-ROUTE PROJECT

5311.330.430633 SEWER MAIN EXTENSIONS

5311.330.430633.300 PURCHASED SERVICES

5311.330.430633.360.000 REPAIR & MAINTENANCE

5311.330.430637 SEWAGE LIFT STATION UPGRADE/REHAB

5311.330.430637.900 CAPITAL OUTLAY

5311.330.430640 TREATMENT AND DISPOSAL

5311.330.430640.100 PERSONAL SERVICES

5311.330.430640.110.000 SALARIES AND WAGES

5311.330.430640.120.000 OVERTIME

5311.330.430640.130.000 OTHER

5311.330.430640.140.000 EMPLOYER CONTRIBUTIONS

5311.330.430640.141.000 STATE RETIREMENT CONTRIBUTIONS

5311.330.430640.200 SUPPLIES

5311.330.430640.220.000 OPERATING SUPPLIES

5311.330.430640.230.000 REPAIR/MAINTENANCE

5311.330.430640.240.000 OTHER SUPPLIES

5311.330.430640.300 PURCHASED SERVICES

5311.330.430640.310.000 COMMUNICATIONS

5311.330.430640.320.000 PRINTING & DUPLICATING

5311.330.430640.341.000 ELECTRICITY & NATURAL GAS

5311.330.430640.343.000 WATER CHARGES

5311.330.430640.345.000 GARBAGE

5311.330.430640.350.000 PROFESSIONAL SERVICES

5311.330.430640.360.000 REPAIR & MAINTENANCE

5311.330.430640.370.000 TRAVEL

5311.330.430640.380.000 TRAINING

5311.330.430640.390.000 OTHER PURCHASED SERVICES

5311.330.430645 NEW TREATMENT/EXPANSION

5311.330.430645.900 CAPITAL OUTLAY

City of Missoula FY 2018 Expenditure Accounts

FUND	FUND	DEPT *	DEPT*	EXPENDITURE ACCOUNTS	
#	NAME	#	NAME	ACTIVITY CODE	OBJECT COD

**departments are not applicable to all funds and accounts*
**accounts may be created during the year as needed*

5311.330.430645.930.171 BIOGAS (COGENERATION) ELEC GENERATION

5311.330.430650 LAB & TESTING

5311.330.430650.100 PERSONAL SERVICES

5311.330.430650.110.000 SALARIES AND WAGES

5311.330.430650.140.000 EMPLOYER CONTRIBUTIONS

5311.330.430650.141.000 STATE RETIREMENT CONTRIBUTIONS

5311.330.430650.200 SUPPLIES

5311.330.430650.220.000 OPERATING SUPPLIES

5311.330.430650.230.000 REPAIR/MAINTENANCE

5311.330.430650.300 PURCHASED SERVICES

5311.330.430650.310.000 COMMUNICATIONS

5311.330.430650.350.000 PROFESSIONAL SERVICES

5311.330.430650.360.000 REPAIR & MAINTENANCE

5311.330.430650.370.000 TRAVEL

5311.330.430650.380.000 TRAINING

5311.330.430660 COMPOST

5311.330.430660.100 PERSONAL SERVICES

5311.330.430660.110.000 SALARIES AND WAGES

5311.330.430660.120.000 OVERTIME

5311.330.430660.140.000 EMPLOYER CONTRIBUTIONS

5311.330.430660.141.000 STATE RETIREMENT CONTRIBUTIONS

5311.330.430660.200 SUPPLIES

5311.330.430660.220.000 OPERATING SUPPLIES

5311.330.430660.230.000 REPAIR/MAINTENANCE

5311.330.430660.231.000 GASOLINE

5311.330.430660.240.000 OTHER SUPPLIES

5311.330.430660.300 PURCHASED SERVICES

5311.330.430660.310.000 COMMUNICATIONS

5311.330.430660.320.000 PRINTING & DUPLICATING

5311.330.430660.330.000 PUBLICITY, SUBSCRIPTIONS & DUES

City of Missoula FY 2018 Expenditure Accounts

FUND	FUND	DEPT *	DEPT*	EXPENDITURE ACCOUNTS	
#	NAME	#	NAME	ACTIVITY CODE	OBJECT COD

**departments are not applicable to all funds and accounts*
**accounts may be created during the year as needed*

5311.330.430660.341.000 ELECTRICITY & NATURAL GAS
 5311.330.430660.344.000 TELEPHONE SERVICE
 5311.330.430660.345.000 GARBAGE
 5311.330.430660.350.000 PROFESSIONAL SERVICES
 5311.330.430660.360.000 REPAIR & MAINTENANCE
 5311.330.430660.370.000 TRAVEL
 5311.330.430660.500 FIXED CHARGES
 5311.330.430660.500.000 FIXED CHARGES
 5311.330.430660.600 DEBT SERVICE
 5311.330.430660.620.000 INTEREST / SERVICE FEES
 5311.330.430660.900 CAPITAL OUTLAY
 5311.330.430660.910.000 LAND
 5311.330.430660.920.000 BUILDINGS
 5311.330.430660.930.000 IMPROVEMENTS
 5311.330.430660.940.000 MACHINERY & EQUIPMENT
5311.330.430670 CUSTOMER ACCOUNTING & COLLECTION
 5311.330.430670.800 OTHER OBJECTS
5311.330.430691 R&D MISC. SEWER REPAIRS
 5311.330.430691.300 PURCHASED SERVICES
 5311.330.430691.360.000 REPAIR & MAINTENANCE
 5311.330.430691.900 CAPITAL OUTLAY
 5311.330.430691.930.000 MISC. SEWER REPAIRS R&D
5311.330.430693 MISC. PLANT REPAIRS - R&D
 5311.330.430693.300 PURCHASED SERVICES
 5311.330.430693.360.000 REPAIR & MAINTENANCE
 5311.330.430693.900 CAPITAL OUTLAY
 5311.330.430693.930.000 IMPROVEMENTS
5311.330.430706 RUSSELL ST INTERCEPTOR
 5311.330.430706.300 PURCHASED SERVICES
 5311.330.430706.360.000 REPAIR & MAINTENANCE

City of Missoula FY 2018 Expenditure Accounts

FUND	FUND	DEPT *	DEPT *	EXPENDITURE ACCOUNTS	
#	NAME	#	NAME	ACTIVITY CODE	OBJECT COD

**departments are not applicable to all funds and accounts*
**accounts may be created during the year as needed*

5311.330.460391 *** Title Not Found ***

5311.330.460391.300 PURCHASED SERVICES

5311.330.460391.360.000 REPAIR & MAINTENANCE

5311.330.490200 REVENUE BOND DEBT SERVICE

5311.330.490200.600 DEBT SERVICE

5311.330.490200.610.000 PRINCIPAL

5311.330.490200.620.000 INTEREST / SERVICE FEES

5311.330.490502 CAPITAL LEASE DEBT SERVICE

5311.330.490502.600 DEBT SERVICE

5311.330.490502.610.000 PRINCIPAL

5311.330.490502.620.000 INTEREST / SERVICE FEES

5311.330.490506 CORE FINANCED EQUIPMENT

5311.330.490506.600 DEBT SERVICE

5311.330.490506.610.000 PRINCIPAL

5311.330.490506.620.000 INTEREST / SERVICE FEES

5311.330.490508 EKO COMPOST PURCHASE

5311.330.490508.600 DEBT SERVICE

5311.330.490508.610.000 PRINCIPAL

5311.330.490508.620.000 INTEREST / SERVICE FEES

5311.330.490509 COMPOSTING & GREEN WASTE DEBT SRVS

5311.330.490509.600 DEBT SERVICE

5311.330.490509.610.000 PRINCIPAL

5311.330.490509.620.000 INTEREST / SERVICE FEES

5311.330.510000 MISCELLANEOUS

5311.330.510000.800 OTHER OBJECTS

5311.330.510110 MERCHANT SERVICES

5311.330.510110.500 FIXED CHARGES

5311.330.510110.500.000 FIXED CHARGES

5311.330.521000 SEWER REVENUE CLEARING

5311.330.521000.500 FIXED CHARGES

City of Missoula FY 2018 Expenditure Accounts

FUND #	FUND NAME	DEPT #	DEPT NAME	EXPENDITURE ACCOUNTS	ACTIVITY CODE	OBJECT COD
*departments are not applicable to all funds and accounts						
*accounts may be created during the year as needed						

5311.330.521000.800 OTHER OBJECTS

5315 SEWER LOAN FUND

330 WASTEWATER

5315.330.430607 *** Title Not Found ***

5315.330.430607.300 PURCHASED SERVICES

5315.330.430607.390.000 OTHER PURCHASED SERVICES

5315.330.430670 CUSTOMER ACCOUNTING & COLLECTION

5315.330.430670.300 PURCHASED SERVICES

5315.330.430670.800 OTHER OBJECTS

5320 SEWER REPLACEMENT & DEPRECIATION FUND

330 WASTEWATER

5320.330.410400 DEPRECIATION

5320.330.410400.800 OTHER OBJECTS

5320.330.430613 SOFTWARE REPLACE/UPGRADE

5320.330.430613.900 CAPITAL OUTLAY

5320.330.430614 *** Title Not Found ***

5320.330.430614.300 PURCHASED SERVICES

5320.330.430615 *** Title Not Found ***

5320.330.430615.300 PURCHASED SERVICES

5320.330.430622 TREATMENT PLANT SOFTWARE UPGRADE

5320.330.430622.900 CAPITAL OUTLAY

5320.330.430623 LATERAL SWR MAIN EXT

5320.330.430623.300 PURCHASED SERVICES

5320.330.430623.900 CAPITAL OUTLAY

5320.330.430624 SEWER LINE REHAB

5320.330.430624.300 PURCHASED SERVICES

5320.330.430625 SWR MAIN MASTER PLANS

5320.330.430625.300 PURCHASED SERVICES

5320.330.430630 COLLECTIONS & TRANSMISSIONS

5320.330.430630.300 PURCHASED SERVICES

City of Missoula FY 2018 Expenditure Accounts

FUND	FUND	DEPT *	DEPT *	EXPENDITURE ACCOUNTS	
#	NAME	#	NAME	ACTIVITY CODE	OBJECT COD

**departments are not applicable to all funds and accounts*
**accounts may be created during the year as needed*

5320.330.430630.900 CAPITAL OUTLAY
5320.330.430631 SEWER MAIN REPLACE/UPGRADE
 5320.330.430631.300 PURCHASED SERVICES
5320.330.430632 * Title Not Found *****
 5320.330.430632.800 OTHER OBJECTS
 5320.330.430632.900 CAPITAL OUTLAY
5320.330.430635 SEWER INTERCEPTOR UPGRADES/REHAB
 5320.330.430635.300 PURCHASED SERVICES
 5320.330.430635.900 CAPITAL OUTLAY
5320.330.430637 SEWAGE LIFT STATION UPGRADE/REHAB
 5320.330.430637.300 PURCHASED SERVICES
5320.330.430643 EQUIPMENT IMPROVEMENTS/REPLACEMENT
 5320.330.430643.300 PURCHASED SERVICES
 5320.330.430643.900 CAPITAL OUTLAY
5320.330.430650 LAB & TESTING
 5320.330.430650.300 PURCHASED SERVICES
 5320.330.430650.900 CAPITAL OUTLAY
5320.330.430651 * Title Not Found *****
 5320.330.430651.800 OTHER OBJECTS
5320.330.430660 COMPOST
 5320.330.430660.900 CAPITAL OUTLAY
5320.330.430684 MILLER CREEK SEWER INTERCEPTOR
 5320.330.430684.300 PURCHASED SERVICES
 5320.330.430684.800 OTHER OBJECTS
5320.330.430689 FY11 \$1.29M Sewer Bond Construction
 5320.330.430689.800 OTHER OBJECTS
5320.330.430691 R&D MISC. SEWER REPAIRS
 5320.330.430691.900 CAPITAL OUTLAY
5320.330.430702 COUNTY RSID WYE SEWER PROJECT
 5320.330.430702.300 PURCHASED SERVICES

City of Missoula FY 2018 Expenditure Accounts

FUND	FUND	DEPT *	DEPT*	EXPENDITURE ACCOUNTS	
#	NAME	#	NAME	ACTIVITY CODE	OBJECT COD

**departments are not applicable to all funds and accounts*
**accounts may be created during the year as needed*

5320.330.430703 Russell St Re-Route

5320.330.430703.300 PURCHASED SERVICES

5320.330.430706 RUSSELL ST INTERCEPTOR

5320.330.430706.300 PURCHASED SERVICES

5320.330.430707 RUSSELL ST RE-ROUTE

5320.330.430707.300 PURCHASED SERVICES

5320.330.470230 PW FACILITY

5320.330.470230.300 PURCHASED SERVICES

5320.330.470230.900 CAPITAL OUTLAY

5320.330.490505 ACCELA LOAN DEBT SERVICE

5320.330.490505.800 OTHER OBJECTS

5320.330.490506 CORE FINANCED EQUIPMENT

5320.330.490506.600 DEBT SERVICE

5320.330.490508 EKO COMPOST PURCHASE

5320.330.490508.600 DEBT SERVICE

5320.330.521000 INTERFUND OPERATING TRANSFERS

5320.330.521000.800 OTHER OBJECTS

5325 SEWER DEVELOPMENT FEE FUND

330 WASTEWATER

5325.330.430630 COLLECTIONS & TRANSMISSIONS

5325.330.430630.900 CAPITAL OUTLAY

5325.330.430630.930.000 OLD HYW 93 SEWER INTERCEPTOR

5325.330.430632 *** Title Not Found ***

5325.330.430632.300 PURCHASED SERVICES

5325.330.430632.900 CAPITAL OUTLAY

5325.330.430636 *** Title Not Found ***

5325.330.430636.900 CAPITAL OUTLAY

5325.330.430636.930.000 OVERSIZING ASSISTANCE

5325.330.430637 SEWAGE LIFT STATION UPGRADE/REHAB

5325.330.430637.300 PURCHASED SERVICES

City of Missoula FY 2018 Expenditure Accounts

FUND	FUND	DEPT *	DEPT *	EXPENDITURE ACCOUNTS	
#	NAME	#	NAME	ACTIVITY CODE	OBJECT COD

**departments are not applicable to all funds and accounts*
**accounts may be created during the year as needed*

5325.330.430637.900 CAPITAL OUTLAY
 5325.330.430637.930.181 IMPROVEMENTS
5325.330.430660 COMPOST
 5325.330.430660.300 PURCHASED SERVICES
5325.330.430663 AIRPORT INTECEPTOR
 5325.330.430663.300 PURCHASED SERVICES
 5325.330.430663.900 CAPITAL OUTLAY
5325.330.430683 TWITE PUMP STATION
 5325.330.430683.300 PURCHASED SERVICES
 5325.330.430683.900 CAPITAL OUTLAY
5325.330.430684 MILLER CREEK INTERCEPTOR
 5325.330.430684.900 CAPITAL OUTLAY
5325.330.430690 R&D MISC. REPAIRS & PROJECTS
 5325.330.430690.300 PURCHASED SERVICES
 5325.330.430690.800 OTHER OBJECTS
 5325.330.430690.900 CAPITAL OUTLAY
5325.330.430697 * Title Not Found *****
 5325.330.430697.900 CAPITAL OUTLAY
5325.330.430706 RUSSELL ST INTERCEPTOR
 5325.330.430706.300 PURCHASED SERVICES
5325.330.430711 * Title Not Found *****
 5325.330.430711.900 CAPITAL OUTLAY
5325.330.490508 EKO COMPOST PURCHASE
 5325.330.490508.300 PURCHASED SERVICES
 5325.330.490508.600 DEBT SERVICE
 5325.330.490508.900 CAPITAL OUTLAY
5325.330.499999 NEW REQUESTS
 5325.330.499999.900 CAPITAL OUTLAY
5325.330.510110 MERCHANT SERVICES
 5325.330.510110.500 FIXED CHARGES

City of Missoula FY 2018 Expenditure Accounts

FUND #	FUND NAME	DEPT #	DEPT NAME	EXPENDITURE ACCOUNTS	ACTIVITY CODE	OBJECT COD
--------	-----------	--------	-----------	----------------------	---------------	------------

**departments are not applicable to all funds and accounts*
**accounts may be created during the year as needed*

5340 SEWER CONSTRUCTION FUND

330 WASTEWATER

5340.330.430620 FACILITIES

5340.330.430620.900 CAPITAL OUTLAY

5340.330.430631 SEWER MAIN REPLACE/UPGRADE

5340.330.430631.300 PURCHASED SERVICES

5340.330.430632 *** Title Not Found ***

5340.330.430632.800 OTHER OBJECTS

5340.330.430632.900 CAPITAL OUTLAY

5340.330.430682 RESERVE ST LIFT STATION

5340.330.430682.900 CAPITAL OUTLAY

5340.330.430697 *** Title Not Found ***

5340.330.430697.300 PURCHASED SERVICES

5340.330.430700 LINDA VISTA BLVD

5340.330.430700.900 CAPITAL OUTLAY

5340.330.430701 E RESERVE ST COLLECTOR

5340.330.430701.800 OTHER OBJECTS

5340.330.430701.900 CAPITAL OUTLAY

5340.330.510110 MERCHANT SERVICES

5340.330.510110.500 FIXED CHARGES

390 NON-DEPARTMENTAL

5340.390.430963 BIOGAS ELECTRICAL GENERATION

5340.390.430963.900 CAPITAL OUTLAY

5360 UNASSIGNED WASTEWATER DEBT SERVICE

330 WASTEWATER

5360.330.490200 REVENUE BOND DEBT SERVICE

5360.330.490200.600 DEBT SERVICE

5361 2001 SEWER REVENUE BONDS-DEBT SERVICE

330 WASTEWATER

City of Missoula FY 2018 Expenditure Accounts

FUND	FUND	DEPT *	DEPT *	EXPENDITURE ACCOUNTS	
#	NAME	#	NAME	ACTIVITY CODE	OBJECT COD

**departments are not applicable to all funds and accounts*
**accounts may be created during the year as needed*

5361.330.490200 REVENUE BOND DEBT SERVICE

5361.330.490200.600 DEBT SERVICE

5361.330.510110 MERCHANT SERVICES

5361.330.510110.500 FIXED CHARGES

5362 00 SEWER REVENUE BOND - SERIES B DEBT SE

330 WASTEWATER

5362.330.490200 REVENUE BOND DEBT SERVICE

5362.330.490200.600 DEBT SERVICE

5362.330.490200.800 OTHER OBJECTS

5362.330.510110 MERCHANT SERVICES

5362.330.510110.500 FIXED CHARGES

5363 92 SEWER REVENUE BOND SERIES A DEBT SERV

330 WASTEWATER

5363.330.490200 REVENUE BOND DEBT SERVICE

5363.330.490200.600 DEBT SERVICE

5363.330.510110 MERCHANT SERVICES

5363.330.510110.500 FIXED CHARGES

5364 92 SEWER REVENUE BOND - SERIES B DEBT S

330 WASTEWATER

5364.330.490200 REVENUE BOND DEBT SERVICE

5364.330.490200.600 DEBT SERVICE

5364.330.510110 MERCHANT SERVICES

5364.330.510110.500 FIXED CHARGES

5365 99 SEWER REVENUE BONDS DEBT SERVICE FUND

330 WASTEWATER

5365.330.490200 REVENUE BOND DEBT SERVICE

5365.330.490200.600 DEBT SERVICE

5365.330.510110 MERCHANT SERVICES

5365.330.510110.500 FIXED CHARGES

City of Missoula FY 2018 Expenditure Accounts

FUND #	FUND NAME	DEPT #	DEPT NAME	EXPENDITURE ACCOUNTS	ACTIVITY CODE	OBJECT COD
--------	-----------	--------	-----------	----------------------	---------------	------------

**departments are not applicable to all funds and accounts*
**accounts may be created during the year as needed*

5366 92 SEWER REVENUE BOND - SERIES A BOND RE

330 WASTEWATER

5366.330.430610 ADMINISTRATION

5366.330.430610.800 OTHER OBJECTS

5366.330.510110 MERCHANT SERVICES

5366.330.510110.500 FIXED CHARGES

5367 92 SEWER REVENUE BOND - SERIES B BOND RE

330 WASTEWATER

5367.330.430610 ADMINISTRATION

5367.330.430610.800 OTHER OBJECTS

5367.330.510110 MERCHANT SERVICES

5367.330.510110.500 FIXED CHARGES

5368 00 SEWER REVENUE BOND RESERVE FUND

330 WASTEWATER

5368.330.430610 ADMINISTRATION

5368.330.430610.800 OTHER OBJECTS

5368.330.510110 MERCHANT SERVICES

5368.330.510110.500 FIXED CHARGES

5369 2001 SEWER REVENUE BOND

330 WASTEWATER

5369.330.430610 ADMINISTRATION

5369.330.430610.800 OTHER OBJECTS

5369.330.510110 MERCHANT SERVICES

5369.330.510110.500 FIXED CHARGES

5370 99 SEWER REVENUE BOND RESERVE FUND

330 WASTEWATER

5370.330.430610 ADMINISTRATION

5370.330.430610.800 OTHER OBJECTS

5370.330.510110 MERCHANT SERVICES

City of Missoula FY 2018 Expenditure Accounts

FUND #	FUND NAME	DEPT #	DEPT NAME	EXPENDITURE ACCOUNTS	ACTIVITY CODE	OBJECT COD	
*departments are not applicable to all funds and accounts							
*accounts may be created during the year as needed							

5370.330.510110.500 FIXED CHARGES

5371 2002 SEWER BONDS

330 WASTEWATER

5371.330.490200 REVENUE BOND DEBT SERVICE

5371.330.490200.600 DEBT SERVICE

5371.330.510110 MERCHANT SERVICES

5371.330.510110.500 FIXED CHARGES

5372 2002 SEWER REVENUE BOND

330 WASTEWATER

5372.330.430610 ADMINISTRATION

5372.330.430610.800 OTHER OBJECTS

5372.330.510110 MERCHANT SERVICES

5372.330.510110.500 FIXED CHARGES

5373 2002 WWTP UPGRADE REVENUE BOND

330 WASTEWATER

5373.330.490200 REVENUE BOND DEBT SERVICE

5373.330.490200.600 DEBT SERVICE

5373.330.510110 MERCHANT SERVICES

5373.330.510110.500 FIXED CHARGES

5374 2002 WWTP UPGRADE RESERVE

330 WASTEWATER

5374.330.430610 ADMINISTRATION

5374.330.430610.800 OTHER OBJECTS

5374.330.490200 REVENUE BOND DEBT SERVICE

5374.330.490200.600 DEBT SERVICE

5374.330.510110 MERCHANT SERVICES

5374.330.510110.500 FIXED CHARGES

5375 2003 WWTP SRF \$3.8M EPA DEBT

330 WASTEWATER

City of Missoula FY 2018 Expenditure Accounts

FUND #	FUND NAME	DEPT #	DEPT NAME	EXPENDITURE ACCOUNTS	ACTIVITY CODE	OBJECT COD
--------	-----------	--------	-----------	----------------------	---------------	------------

**departments are not applicable to all funds and accounts*
**accounts may be created during the year as needed*

5375.330.490200 REVENUE BOND DEBT SERVICE

5375.330.490200.600 DEBT SERVICE

5375.330.510110 MERCHANT SERVICES

5375.330.510110.500 FIXED CHARGES

5376 2003 WWTP SRF \$3.8M EPA RESERVE

330 WASTEWATER

5376.330.430610 ADMINISTRATION

5376.330.430610.800 OTHER OBJECTS

5376.330.510110 MERCHANT SERVICES

5376.330.510110.500 FIXED CHARGES

5377 2004 WWTP \$3.023 LOAN DEBT SERVICE

330 WASTEWATER

5377.330.490200 REVENUE BOND DEBT SERVICE

5377.330.490200.600 DEBT SERVICE

5377.330.510110 MERCHANT SERVICES

5377.330.510110.500 FIXED CHARGES

5378 2004 WWTP \$3.023 LOAN RESERVE

330 WASTEWATER

5378.330.430610 ADMINISTRATION

5378.330.430610.800 OTHER OBJECTS

5378.330.510110 MERCHANT SERVICES

5378.330.510110.500 FIXED CHARGES

5379 2005 BRICH/BRDY/LIN/GIL SRF DEBT

330 WASTEWATER

5379.330.430610 ADMINISTRATION

5379.330.430610.800 OTHER OBJECTS

5379.330.490200 REVENUE BOND DEBT SERVICE

5379.330.490200.600 DEBT SERVICE

5379.330.510110 MERCHANT SERVICES

City of Missoula FY 2018 Expenditure Accounts

FUND #	FUND NAME	DEPT #	DEPT NAME	EXPENDITURE ACCOUNTS	ACTIVITY CODE	OBJECT COD
--------	-----------	--------	-----------	----------------------	---------------	------------

**departments are not applicable to all funds and accounts*
**accounts may be created during the year as needed*

5379.330.510110.500 FIXED CHARGES

5380 BRDWY/BIRCH/GILBERT/LINCOLNWOOD

330 WASTEWATER

5380.330.430610 ADMINISTRATION

5380.330.430610.800 OTHER OBJECTS

5380.330.490200 REVENUE BOND DEBT SERVICE

5380.330.490200.600 DEBT SERVICE

5380.330.510110 MERCHANT SERVICES

5380.330.510110.500 FIXED CHARGES

5381 LINCOLNWOOD PH2 DEBT SERVICE

330 WASTEWATER

5381.330.430610 ADMINISTRATION

5381.330.430610.800 OTHER OBJECTS

5381.330.490200 REVENUE BOND DEBT SERVICE

5381.330.490200.600 DEBT SERVICE

5381.330.510110 MERCHANT SERVICES

5381.330.510110.500 FIXED CHARGES

5382 LINCOLNWOOD PH2 RESERVE FUND

330 WASTEWATER

5382.330.430610 ADMINISTRATION

5382.330.430610.800 OTHER OBJECTS

5382.330.490200 REVENUE BOND DEBT SERVICE

5382.330.490200.600 DEBT SERVICE

5382.330.510110 MERCHANT SERVICES

5382.330.510110.500 FIXED CHARGES

5383 FY09 RATTLESNAKE SEWER DEBT SVS

550 SID 544 PROJECT

5383.550.490200 REVENUE BOND DEBT SERVICE

5383.550.490200.600 DEBT SERVICE

City of Missoula FY 2018 Expenditure Accounts

FUND	FUND	DEPT *	DEPT *	EXPENDITURE ACCOUNTS	
#	NAME	#	NAME	ACTIVITY CODE	OBJECT COD

**departments are not applicable to all funds and accounts*
**accounts may be created during the year as needed*

5383.550.510110 MERCHANT SERVICES

5383.550.510110.500 FIXED CHARGES

5384 09 LOLO BOND RESERVE

330 WASTEWATER

5384.330.490200 REVENUE BOND DEBT SERVICE

5384.330.490200.800 OTHER OBJECTS

5384.330.510110 MERCHANT SERVICES

5384.330.510110.500 FIXED CHARGES

5385 HEADWORKS 2010 BOND RESERVE

330 WASTEWATER

5385.330.430610 ADMINISTRATION

5385.330.430610.800 OTHER OBJECTS

5386 FY10 HEADWORKS DEBT SERVICE

330 WASTEWATER

5386.330.490200 REVENUE BOND DEBT SERVICE

5386.330.490200.600 DEBT SERVICE

5386.330.510110 MERCHANT SERVICES

5386.330.510110.500 FIXED CHARGES

5387 FY11 SEWER \$1.29M BOND DEBT SERVICE

330 WASTEWATER

5387.330.490200 REVENUE BOND DEBT SERVICE

5387.330.490200.600 DEBT SERVICE

5387.330.510110 MERCHANT SERVICES

5387.330.510110.500 FIXED CHARGES

5388 FY11 \$1.29M SEWER BOND RESERVE

330 WASTEWATER

5388.330.430610 ADMINISTRATION

5388.330.430610.800 OTHER OBJECTS

5388.330.510110 MERCHANT SERVICES

City of Missoula FY 2018 Expenditure Accounts

FUND #	FUND NAME	DEPT #	DEPT * NAME	EXPENDITURE ACCOUNTS	ACTIVITY CODE	OBJECT COD	
--------	-----------	--------	-------------	----------------------	---------------	------------	--

**departments are not applicable to all funds and accounts*
**accounts may be created during the year as needed*

5388.330.510110.500 FIXED CHARGES

5389 FY15 SEWER REVENUE BOND DEBT SERVICE

330 WASTEWATER

5389.330.490200 REVENUE BOND DEBT SERVICE

5389.330.490200.600 DEBT SERVICE

5389.330.510110 MERCHANT SERVICES

5389.330.510110.500 FIXED CHARGES

5390 FY15 SEWER BOND DEBT RESERVE

330 WASTEWATER

5390.330.430610 ADMINISTRATION

5390.330.430610.800 OTHER OBJECTS

5390.330.510110 MERCHANT SERVICES

5390.330.510110.500 FIXED CHARGES

5450 STORMWATER UTILITIY

334 STORM WATER

5450.334.430210 ADMINISTRATION

5450.334.430210.100 PERSONAL SERVICES

5450.334.430210.110.000 SALARIES AND WAGES

5450.334.430210.140.000 EMPLOYER CONTRIBUTIONS

5450.334.430210.141.000 STATE RETIREMENT CONTRIBUTIONS

5450.334.430210.200 SUPPLIES

5450.334.430210.210.000 OFFICE SUPPLIES

5450.334.430210.220.000 OPERATING SUPPLIES

5450.334.430210.230.000 REPAIR/MAINTENANCE

5450.334.430210.231.000 GASOLINE

5450.334.430210.240.000 OTHER SUPPLIES

5450.334.430210.300 PURCHASED SERVICES

5450.334.430210.320.000 PRINTING & DUPLICATING

5450.334.430210.330.000 PUBLICITY, SUBSCRIPTIONS & DUES

City of Missoula FY 2018 Expenditure Accounts

FUND	FUND	DEPT *	DEPT *	EXPENDITURE ACCOUNTS	
#	NAME	#	NAME	ACTIVITY CODE	OBJECT COD

**departments are not applicable to all funds and accounts*
**accounts may be created during the year as needed*

5450.334.430210.344.000 TELEPHONE SERVICE
 5450.334.430210.350.000 PROFESSIONAL SERVICES
 5450.334.430210.360.000 REPAIR & MAINTENANCE
 5450.334.430210.370.000 TRAVEL
 5450.334.430210.380.000 TRAINING
 5450.334.430210.500 FIXED CHARGES
 5450.334.430210.500.000 FIXED CHARGES
 5450.334.430210.600 DEBT SERVICE
 5450.334.430210.620.000 INTEREST / SERVICE FEES
 5450.334.430210.800 OTHER OBJECTS
 5450.334.430210.820.000 TRANSFERS TO OTHER FUNDS
 5450.334.430210.900 CAPITAL OUTLAY
 5450.334.430210.930.000 IMPROVEMENTS
5450.334.430235 STORM DRAINAGE
 5450.334.430235.100 PERSONAL SERVICES
 5450.334.430235.110.000 SALARIES AND WAGES
 5450.334.430235.140.000 EMPLOYER CONTRIBUTIONS
 5450.334.430235.141.000 STATE RETIREMENT CONTRIBUTIONS
 5450.334.430235.200 SUPPLIES
 5450.334.430235.210.000 OFFICE SUPPLIES
 5450.334.430235.220.000 OPERATING SUPPLIES
 5450.334.430235.231.000 GASOLINE
 5450.334.430235.300 PURCHASED SERVICES
 5450.334.430235.360.000 REPAIR & MAINTENANCE
 5450.334.430235.900 CAPITAL OUTLAY
 5450.334.430235.930.181 STORMWATER FACILITY PLAN
 5450.334.430235.930.182 FACILITY RATE STUDY
5450.334.430246 STORM WATER MAINTENANCE
 5450.334.430246.100 PERSONAL SERVICES
 5450.334.430246.110.000 SALARIES AND WAGES

City of Missoula FY 2018 Expenditure Accounts

FUND	FUND	DEPT *	DEPT *	EXPENDITURE ACCOUNTS	
#	NAME	#	NAME	ACTIVITY CODE	OBJECT COD

**departments are not applicable to all funds and accounts*
**accounts may be created during the year as needed*

5450.334.430246.140.000 EMPLOYER CONTRIBUTIONS
 5450.334.430246.141.000 STATE RETIREMENT CONTRIBUTIONS
 5450.334.430246.200 SUPPLIES
 5450.334.430246.210.000 OFFICE SUPPLIES
 5450.334.430246.220.000 OPERATING SUPPLIES
 5450.334.430246.231.000 GASOLINE
 5450.334.430246.300 PURCHASED SERVICES
 5450.334.430246.360.000 REPAIR & MAINTENANCE
5450.334.430610 ADMINISTRATION
 5450.334.430610.300 PURCHASED SERVICES
5450.334.431210 CARAS PARK STORM WATER RETROFITS
 5450.334.431210.300 PURCHASED SERVICES
 5450.334.431210.800 OTHER OBJECTS
 5450.334.431210.900 CAPITAL OUTLAY
 5450.334.431210.930.000 CARAS PARK OUTFALL
5450.334.510400 DEPRECIATION
 5450.334.510400.800 OTHER OBJECTS

5711 AQUATICS

370 PARKS & RECREATION

5711.370.460000 CULTURE & RECREATION
 5711.370.460000.100 PERSONAL SERVICES
5711.370.460449 GRILL VAN
 5711.370.460449.100 PERSONAL SERVICES
 5711.370.460449.200 SUPPLIES
 5711.370.460449.300 PURCHASED SERVICES
5711.370.460477 GRILL VAN
 5711.370.460477.100 PERSONAL SERVICES
 5711.370.460477.110.000 GRILL VAN/SALARIES AND WAGES
 5711.370.460477.140.000 EMPLOYER CONTRIBUTIONS
 5711.370.460477.141.000 STATE RETIREMENT CONTRIBUTIONS

City of Missoula FY 2018 Expenditure Accounts

FUND	FUND	DEPT *	DEPT*	EXPENDITURE ACCOUNTS	
#	NAME	#	NAME	ACTIVITY CODE	OBJECT COD

**departments are not applicable to all funds and accounts*
**accounts may be created during the year as needed*

5711.370.460477.200 SUPPLIES
 5711.370.460477.240.000 GRILL VAN/OTHER SUPPLIES
 5711.370.460477.240.174 OTHER SUPPLIES
 5711.370.460477.300 PURCHASED SERVICES
 5711.370.460477.341.000 GRILL VAN/ELECTRICITY & NATURAL GAS
 5711.370.460477.360.000 GRILL VAN/REPAIR & MAINTENANCE
 5711.370.460477.900 CAPITAL OUTLAY
5711.370.460490 CURRENTS POOL EXPENSES
 5711.370.460490.100 PERSONAL SERVICES
 5711.370.460490.110.000 SALARIES AND WAGES
 5711.370.460490.120.000 OVERTIME
 5711.370.460490.140.000 EMPLOYER CONTRIBUTIONS
 5711.370.460490.141.000 STATE RETIREMENT CONTRIBUTIONS
 5711.370.460490.200 SUPPLIES
 5711.370.460490.210.000 OFFICE SUPPLIES
 5711.370.460490.220.000 OPERATING SUPPLIES
 5711.370.460490.220.179 OPERATING SUPPLIES
 5711.370.460490.230.000 REPAIR/MAINTENANCE
 5711.370.460490.230.171 REPAIR/MAINTENANCE
 5711.370.460490.230.178 REPAIR/MAINTENANCE
 5711.370.460490.230.194 REPAIR/MAINTENANCE
 5711.370.460490.240.000 OTHER SUPPLIES
 5711.370.460490.240.175 OTHER SUPPLIES
 5711.370.460490.300 PURCHASED SERVICES
 5711.370.460490.310.000 COMMUNICATIONS
 5711.370.460490.320.000 PRINTING & DUPLICATING
 5711.370.460490.330.000 PUBLICITY, SUBSCRIPTIONS & DUES
 5711.370.460490.340.000 SEWER
 5711.370.460490.341.000 ELECTRICITY & NATURAL GAS
 5711.370.460490.343.000 WATER CHARGES

City of Missoula FY 2018 Expenditure Accounts

FUND	FUND	DEPT *	DEPT*	EXPENDITURE ACCOUNTS	
#	NAME	#	NAME	ACTIVITY CODE	OBJECT COD

**departments are not applicable to all funds and accounts*
**accounts may be created during the year as needed*

5711.370.460490.344.000 TELEPHONE SERVICE
 5711.370.460490.345.000 GARBAGE
 5711.370.460490.350.000 PROFESSIONAL SERVICES
 5711.370.460490.360.000 REPAIR & MAINTENANCE
 5711.370.460490.360.194 REPAIR & MAINTENANCE
 5711.370.460490.370.000 TRAVEL
 5711.370.460490.380.000 TRAINING
 5711.370.460490.390.000 OTHER PURCHASED SERVICES
 5711.370.460490.500 FIXED CHARGES
 5711.370.460490.500.000 FIXED CHARGES
 5711.370.460490.800 OTHER OBJECTS
 5711.370.460490.900 CAPITAL OUTLAY
5711.370.460491 SPLASH POOLS EXPENSES
 5711.370.460491.100 PERSONAL SERVICES
 5711.370.460491.110.000 SALARIES AND WAGES
 5711.370.460491.120.000 OVERTIME
 5711.370.460491.140.000 EMPLOYER CONTRIBUTIONS
 5711.370.460491.141.000 STATE RETIREMENT CONTRIBUTIONS
 5711.370.460491.200 SUPPLIES
 5711.370.460491.210.000 OFFICE SUPPLIES
 5711.370.460491.220.000 OPERATING SUPPLIES
 5711.370.460491.220.179 OPERATING SUPPLIES
 5711.370.460491.230.000 REPAIR/MAINTENANCE
 5711.370.460491.230.171 REPAIR/MAINTENANCE
 5711.370.460491.230.178 REPAIR/MAINTENANCE
 5711.370.460491.230.194 REPAIR/MAINTENANCE
 5711.370.460491.240.000 OTHER SUPPLIES
 5711.370.460491.240.174 OTHER SUPPLIES
 5711.370.460491.240.175 OTHER SUPPLIES
 5711.370.460491.240.180 OTHER SUPPLIES-MERCHANDISE SALES FRNTDSK

City of Missoula FY 2018 Expenditure Accounts

FUND	FUND	DEPT *	DEPT *	EXPENDITURE ACCOUNTS	
#	NAME	#	NAME	ACTIVITY CODE	OBJECT COD

**departments are not applicable to all funds and accounts*
**accounts may be created during the year as needed*

5711.370.460491.300 PURCHASED SERVICES
 5711.370.460491.310.000 COMMUNICATIONS
 5711.370.460491.320.000 PRINTING & DUPLICATING
 5711.370.460491.330.000 PUBLICITY, SUBSCRIPTIONS & DUES
 5711.370.460491.340.000 SEWER
 5711.370.460491.341.000 ELECTRICITY & NATURAL GAS
 5711.370.460491.343.000 WATER CHARGES
 5711.370.460491.344.000 TELEPHONE SERVICE
 5711.370.460491.345.000 GARBAGE
 5711.370.460491.350.000 PROFESSIONAL SERVICES
 5711.370.460491.360.000 REPAIR & MAINTENANCE
 5711.370.460491.360.194 REPAIR & MAINTENANCE
 5711.370.460491.380.000 TRAINING
 5711.370.460491.390.000 OTHER PURCHASED SERVICES
 5711.370.460491.800 OTHER OBJECTS
 5711.370.460491.900 CAPITAL OUTLAY
5711.370.460493 AQUATICS MAINTENANCE
 5711.370.460493.300 PURCHASED SERVICES
 5711.370.460493.500 FIXED CHARGES
 5711.370.460493.900 CAPITAL OUTLAY
 5711.370.460493.920.000 BUILDINGS
5711.370.460512 PARK MEMORIALS
 5711.370.460512.200 SUPPLIES
 5711.370.460512.300 PURCHASED SERVICES
 5711.370.460512.900 CAPITAL OUTLAY
5711.370.460519 AQUATICS CAPITAL
 5711.370.460519.900 CAPITAL OUTLAY
5711.370.490506 CORE FINANCED EQUIPMENT
 5711.370.490506.600 DEBT SERVICE
5711.370.510110 MERCHANT SERVICES

City of Missoula FY 2018 Expenditure Accounts

FUND	FUND	DEPT *	DEPT *	EXPENDITURE ACCOUNTS	
#	NAME	#	NAME	ACTIVITY CODE	OBJECT COD

**departments are not applicable to all funds and accounts*
**accounts may be created during the year as needed*

5711.370.510110.500 FIXED CHARGES
 5711.370.510110.550.000 MERCHANT SERVICE FEES
5711.370.510306 SALARY RESERVE
 5711.370.510306.100 PERSONAL SERVICES
 5711.370.510306.110.000 SALARIES AND WAGES

390 NON-DEPARTMENTAL

5711.390.510000 MISCELLANEOUS
 5711.390.510000.800 OTHER OBJECTS
 5711.390.510000.900 CAPITAL OUTLAY

6050 EMPLOYEE BENEFIT PLAN FUND

390 NON-DEPARTMENTAL

6050.390.510110 MERCHANT SERVICES
 6050.390.510110.500 FIXED CHARGES
6050.390.520800 EMPLOYEE BENEFITS
 6050.390.520800.300 PURCHASED SERVICES
 6050.390.520800.350.000 PROFESSIONAL SERVICES
 6050.390.520800.351.000 INSURANCE CLAIMS
 6050.390.520800.352.000 HEALTH PROGRAMS
 6050.390.520800.353.000 ADMINISTRATION EXPENDITURES
 6050.390.520800.354.000 TRANSITIONAL REINSURANCE PROGRAM
 6050.390.520800.700 GRANTS & CONTRIBUTIONS
 6050.390.520800.800 OTHER OBJECTS

7370 PARKING COMMISSION FUND

395 PARKING COMMISSION

7370.395.430266 PARKING DIVISION
 7370.395.430266.100 PERSONAL SERVICES
 7370.395.430266.110.000 SALARIES AND WAGES
 7370.395.430266.120.000 OVERTIME
 7370.395.430266.140.000 EMPLOYER CONTRIBUTIONS
 7370.395.430266.141.000 STATE RETIREMENT CONTRIBUTIONS

City of Missoula FY 2018 Expenditure Accounts

FUND	FUND	DEPT *	DEPT*	EXPENDITURE ACCOUNTS	
#	NAME	#	NAME	ACTIVITY CODE	OBJECT COD

**departments are not applicable to all funds and accounts*
**accounts may be created during the year as needed*

7370.395.430266.200	SUPPLIES
7370.395.430266.210.000	OFFICE SUPPLIES
7370.395.430266.220.000	OPERATING SUPPLIES
7370.395.430266.220.311	CLOTHING SUPPLIES
7370.395.430266.230.000	REPAIR/MAINTENANCE
7370.395.430266.231.000	GASOLINE
7370.395.430266.300	PURCHASED SERVICES
7370.395.430266.310.000	COMMUNICATIONS
7370.395.430266.320.000	PRINTING & DUPLICATING
7370.395.430266.330.000	PUBLICITY, SUBSCRIPTIONS & DUES
7370.395.430266.340.000	SEWER
7370.395.430266.341.000	ELECTRICITY & NATURAL GAS
7370.395.430266.342.000	STORM WATER
7370.395.430266.343.000	WATER CHARGES
7370.395.430266.343.717	MARKET ON FRONT WATER CHARGES
7370.395.430266.344.000	TELEPHONE SERVICE
7370.395.430266.345.000	GARBAGE
7370.395.430266.345.717	GARBAGE
7370.395.430266.350.000	PROFESSIONAL SERVICES
7370.395.430266.350.303	PROFESSIONAL SERVICES
7370.395.430266.350.700	ACCOUNTING
7370.395.430266.350.701	PROFESSIONAL SERVICES
7370.395.430266.350.702	SECURITY FOR GARAGES
7370.395.430266.350.703	STATE LICENSE INQUIRY
7370.395.430266.350.704	COLLECTION BUREAU EXPENSE
7370.395.430266.360.000	REPAIR & MAINTENANCE
7370.395.430266.360.710	REPAIR & MAINTENANCE
7370.395.430266.360.711	REPAIR & MAINTENANCE
7370.395.430266.360.712	REPAIR & MAINTENANCE
7370.395.430266.360.713	REPAIR & MAINTENANCE

City of Missoula FY 2018 Expenditure Accounts

FUND	FUND	DEPT *	DEPT*	EXPENDITURE ACCOUNTS	
#	NAME	#	NAME	ACTIVITY CODE	OBJECT COD

**departments are not applicable to all funds and accounts*
**accounts may be created during the year as needed*

7370.395.430266.360.714 BANK ST/REPAIR & MAINTENANCE

7370.395.430266.360.716 REPAIR & MAINTENANCE

7370.395.430266.370.000 TRAVEL

7370.395.430266.380.000 TRAINING

7370.395.430266.390.000 OTHER PURCHASED SERVICES

7370.395.430266.390.044 JANITORIAL

7370.395.430266.500 FIXED CHARGES

7370.395.430266.500.000 FIXED CHARGES

7370.395.430266.500.731 FIXED CHARGES

7370.395.430266.500.732 FIXED CHARGES

7370.395.430266.500.733 FIXED CHARGES

7370.395.430266.500.734 FIXED CHARGES

7370.395.430266.510.000 INSURANCE

7370.395.430266.600 DEBT SERVICE

7370.395.430266.610.000 LEASE/PRINCIPAL

7370.395.430266.620.000 LEASE INTEREST

7370.395.430266.700 GRANTS & CONTRIBUTIONS

7370.395.430266.700.000 GRANTS & CONTRIBUTIONS

7370.395.430266.800 OTHER OBJECTS

7370.395.430266.820.000 TRANSFERS TO OTHER FUNDS

7370.395.430266.845.000 CONTINGENCY

7370.395.430268 PARKING EQUIPMENT REPLACE/ UPGRADE

7370.395.430268.900 CAPITAL OUTLAY

7370.395.430271 TICKET DIVISION

7370.395.430271.100 PERSONAL SERVICES

7370.395.510110 MERCHANT SERVICES

7370.395.510110.500 FIXED CHARGES

7370.395.510110.550.000 MERCHANT SERVICE FEES

900 DEPRECIATION

7370.900.510000 MISCELLANEOUS

City of Missoula FY 2018 Expenditure Accounts

FUND #	FUND NAME	DEPT #	DEPT * NAME	EXPENDITURE ACCOUNTS	ACTIVITY CODE	OBJECT COD	
--------	-----------	--------	-------------	----------------------	---------------	------------	--

**departments are not applicable to all funds and accounts*
**accounts may be created during the year as needed*

7370.900.510000.800 OTHER OBJECTS
 7370.900.510000.900 CAPITAL OUTLAY

7371 FRONT STREET PARKING BONDS

395 PARKING COMMISSION

7371.395.490200 REVENUE BOND DEBT SERVICE
 7371.395.490200.600 DEBT SERVICE
 7371.395.490200.620.000 INTEREST / SERVICE FEES
 7371.395.490201 SERIES 2014 MPC DEBT
 7371.395.490201.500 FIXED CHARGES
 7371.395.490201.550.000 MERCHANT SERVICE FEES
 7371.395.490201.600 DEBT SERVICE
 7371.395.490201.610.000 PRINCIPAL
 7371.395.490201.620.000 INTEREST / SERVICE FEES

7372 SINKING FUND/FRONT ST PARKING BONDS

395 PARKING COMMISSION

7372.395.490201 SERIES 2014 MPC DEBT
 7372.395.490201.600 DEBT SERVICE
 7372.395.490201.610.000 SERIES 2014 BOND-PRINCIPAL
 7372.395.490201.620.000 INTEREST / SERVICE FEES

7375 PLEDGED TAX INCREMENT-2010B BOND

395 PARKING COMMISSION

7375.395.430266 PARKING DIVISION
 7375.395.430266.800 OTHER OBJECTS
 7375.395.430266.820.000 TRANSFERS TO OTHER FUNDS

7380 BUSINESS IMPROVEMENT DISTRICT

375 BUSINESS IMPROVEMENT DISTRICT

7380.375.471210 BUSINESS IMPROVEMENT DISTRICT
 7380.375.471210.300 PURCHASED SERVICES
 7380.375.471210.350.000 PROFESSIONAL SERVICES

City of Missoula FY 2018 Expenditure Accounts

FUND	FUND	DEPT *	DEPT *	EXPENDITURE ACCOUNTS	
#	NAME	#	NAME	ACTIVITY CODE	OBJECT COD

**departments are not applicable to all funds and accounts*
**accounts may be created during the year as needed*

7380.375.471220 BID MARKETING

7380.375.471220.300 PURCHASED SERVICES

7380.375.471220.350.000 PROFESSIONAL SERVICES

7380.375.471230 STREETSCAPE MAINTENANCE-BID

7380.375.471230.300 PURCHASED SERVICES

7380.375.471230.350.000 PROFESSIONAL SERVICES

7380.375.471240 SAFETY-BID

7380.375.471240.300 PURCHASED SERVICES

7380.375.471240.350.000 PROFESSIONAL SERVICES - BID SAFETY

7381 TOURISM BUSINESS IMPROVEMENT DISTRICT

375 BUSINESS IMPROVEMENT DISTRICT

7381.375.471210 BUSINESS IMPROVEMENT DISTRICT

7381.375.471210.300 PURCHASED SERVICES

7381.375.471210.390.000 OTHER PURCHASED SERVICES

7383 RIVERFRONT TRIANGLE URD

385 MRA

7383.385.470220 PROPERTY ACQUISITION

7383.385.470220.900 CAPITAL OUTLAY

7383.385.470220.940.000 CAPITAL PURCHASE

7383.385.470230 PW FACILITY

7383.385.470230.700 GRANTS & CONTRIBUTIONS

7383.385.470230.800 OTHER OBJECTS

7383.385.470230.845.000 CONTINGENCY

7383.385.470260 PLANNING & MGMT

7383.385.470260.300 PURCHASED SERVICES

7383.385.470260.350.000 PROFESSIONAL SERVICES

7383.385.470260.700 GRANTS & CONTRIBUTIONS

7383.385.470260.800 OTHER OBJECTS

7383.385.470260.845.000 CONTINGENCY

7383.385.470270 CLEARING & DEMO

City of Missoula FY 2018 Expenditure Accounts

FUND	FUND	DEPT *	DEPT*	EXPENDITURE ACCOUNTS	
#	NAME	#	NAME	ACTIVITY CODE	OBJECT COD

**departments are not applicable to all funds and accounts*
**accounts may be created during the year as needed*

7383.385.470270.800 OTHER OBJECTS

7383.385.470270.845.000 CONTINGENCY

7383.385.470320 ECONOMIC DEVELOPMENT LOANS

7383.385.470320.700 GRANTS & CONTRIBUTIONS

7383.385.470320.700.000 GRANTS & CONTRIBUTIONS

7384 NRSS DEBT SERVICE CLEARING

385 MRA

7384.385.521009 TRANSFERS TO DEBT SERVICE

7384.385.521009.800 OTHER OBJECTS

7384.385.521009.820.000 TRANSFERS TO DEBT SERVICE

7384.385.521010 TRANSFERS TO MRA

7384.385.521010.800 OTHER OBJECTS

7385 FRONT STREET URD

385 MRA

7385.385.470213 FRONT ST HOUSING - 2017C STUDENT HOUSE

7385.385.470213.300 PURCHASED SERVICES

7385.385.470213.900 CAPITAL OUTLAY

7385.385.470213.920.000 2017 C E. FRONT ST HOUSING

7385.385.470230 PW FACILITY

7385.385.470230.300 PURCHASED SERVICES

7385.385.470230.700 GRANTS & CONTRIBUTIONS

7385.385.470230.700.000 PROJECT EXPENSE-PUBLIC WORKS

7385.385.470230.800 OTHER OBJECTS

7385.385.470230.845.000 CONTINGENCY

7385.385.470230.900 CAPITAL OUTLAY

7385.385.470230.930.000 IMPROVEMENTS

7385.385.470260 PLANNING & MGMT

7385.385.470260.300 PURCHASED SERVICES

7385.385.470260.700 GRANTS & CONTRIBUTIONS

7385.385.470260.700.000 PLANNING & MGMT/GRANTS & CONTRIBUTIONS

City of Missoula FY 2018 Expenditure Accounts

FUND #	FUND NAME	DEPT #	DEPT * NAME	EXPENDITURE ACCOUNTS	ACTIVITY CODE	OBJECT COD
--------	-----------	--------	-------------	----------------------	---------------	------------

**departments are not applicable to all funds and accounts*
**accounts may be created during the year as needed*

7385.385.470260.800 OTHER OBJECTS

7385.385.470260.845.000 CONTINGENCY

7385.385.470270 CLEARING & DEMO

7385.385.470270.700 GRANTS & CONTRIBUTIONS

7385.385.470270.700.000 CLEARING & DEMO/GRANTS & CONTRIBUTIONS

7385.385.470270.800 OTHER OBJECTS

7385.385.470270.845.000 CONTINGENCY

7386 DEBT SERVICE-SAFEWAY/ST PAT 1.5M

390 NON-DEPARTMENTAL

7386.390.490200 DEBT SERVICE-SAFEWAY/ST PAT 1.5M

7386.390.490200.600 DEBT SERVICE

7386.390.490200.610.000 PRINCIPAL

7386.390.490200.620.000 INTEREST / SERVICE FEES

7387 DEBT SERVICE-BROWNFIELD RLF 1.125M

390 NON-DEPARTMENTAL

7387.390.490200 DEBT SERVICE-BROWNFIELD RLF 1.125M

7387.390.490200.600 DEBT SERVICE

7387.390.490200.610.000 PRINCIPAL

7387.390.490200.620.000 INTEREST / SERVICE FEES

7389 DEBT SERVICE - 3.6M/5.75M

390 NON-DEPARTMENTAL

7389.390.490200 REVENUE BOND DEBT SERVICE

7389.390.490200.600 DEBT SERVICE

7389.390.490200.610.000 PRINCIPAL

7389.390.490200.620.000 INTEREST / SERVICE FEES

7389.390.490210 FY13 \$5.75M DEBT SERVICE

7389.390.490210.600 DEBT SERVICE

7389.390.490210.610.000 FY13 5.75M DEBT SVS/PRINCIPAL

7389.390.490210.620.000 INTEREST / SERVICE FEES

City of Missoula FY 2018 Expenditure Accounts

FUND #	FUND NAME	DEPT #	DEPT * NAME	EXPENDITURE ACCOUNTS	ACTIVITY CODE	OBJECT COD
--------	-----------	--------	-------------	----------------------	---------------	------------

**departments are not applicable to all funds and accounts*
**accounts may be created during the year as needed*

7390 URDII CLEARING - 3.6M TIF

385 MRA

7390.385.490607 TRANSFERS TO BROWNFIELD

7390.385.490607.800 OTHER OBJECTS

390 NON-DEPARTMENTAL

7390.390.490604 TI BOND RESERVE

7390.390.490604.800 OTHER OBJECTS

7390.390.490604.820.000 TRANSFER TO INTERMOUNTAIN BOND DS 7399

7390.390.490605 TRANSFER TO DEBT SERVICE 7389

7390.390.490605.800 OTHER OBJECTS

7390.390.490605.820.000 TRANSFERS TO DEBT SERVICE

7390.390.490606 DEVELOPMENT TRANSFERS

7390.390.490606.800 OTHER OBJECTS

7390.390.490606.820.000 TRANSFERS TO URD II DEVELOPMENT

7390.390.490607 TRANSFERS TO BROWNFIELD

7390.390.490607.800 OTHER OBJECTS

7390.390.490607.820.000 TRANSFERS TO OTHER FUNDS

7390.390.490608 TRANSFERS TO SAFEWA/ST PAT

7390.390.490608.800 OTHER OBJECTS

7390.390.490608.820.000 TRANSFERS TO OTHER FUNDS-SAFEWAY/ST PATS

7392 MRA - URD II FUND

385 MRA

7392.385.470210 ADMINISTRATION

7392.385.470210.800 OTHER OBJECTS

7392.385.470210.820.000 TRANSFERS TO OTHER FUNDS

7392.385.470220 PROPERTY ACQUISITION

7392.385.470220.800 OTHER OBJECTS

7392.385.470220.845.000 CONTINGENCY

7392.385.470230 PW FACILITY

7392.385.470230.300 PURCHASED SERVICES

City of Missoula FY 2018 Expenditure Accounts

FUND	FUND	DEPT *	DEPT *	EXPENDITURE ACCOUNTS	
#	NAME	#	NAME	ACTIVITY CODE	OBJECT COD

**departments are not applicable to all funds and accounts*
**accounts may be created during the year as needed*

7392.385.470230.350.000 PROFESSIONAL SERVICES
 7392.385.470230.700 GRANTS & CONTRIBUTIONS
 7392.385.470230.700.000 GRANTS & CONTRIBUTIONS
 7392.385.470230.800 OTHER OBJECTS
 7392.385.470230.845.000 CONTINGENCY
 7392.385.470230.900 CAPITAL OUTLAY
 7392.385.470230.930.000 IMPROVEMENTS
7392.385.470240 REHAB LOANS
 7392.385.470240.700 GRANTS & CONTRIBUTIONS
 7392.385.470240.700.000 GRANTS & CONTRIBUTIONS
7392.385.470260 PLANNING & MGMT
 7392.385.470260.300 PURCHASED SERVICES
 7392.385.470260.350.000 PROFESSIONAL SERVICES
 7392.385.470260.700 GRANTS & CONTRIBUTIONS
 7392.385.470260.700.000 GRANTS & CONTRIBUTIONS
 7392.385.470260.800 OTHER OBJECTS
 7392.385.470260.845.000 CONTINGENCY
7392.385.470270 CLEARING & DEMO
 7392.385.470270.700 GRANTS & CONTRIBUTIONS
 7392.385.470270.700.000 GRANTS & CONTRIBUTIONS
 7392.385.470270.800 OTHER OBJECTS
 7392.385.470270.845.000 CONTINGENCY

7393 MRA - URD III FUND

385 MRA

7393.385.430233 ROADWAY
 7393.385.430233.300 PURCHASED SERVICES
 7393.385.430233.350.000 1.6M MARY AVE W
 7393.385.430233.800 OTHER OBJECTS
 7393.385.430233.900 CAPITAL OUTLAY
 7393.385.430233.910.000 LAND

City of Missoula FY 2018 Expenditure Accounts

FUND	FUND	DEPT *	DEPT*	EXPENDITURE ACCOUNTS	
#	NAME	#	NAME	ACTIVITY CODE	OBJECT COD

**departments are not applicable to all funds and accounts*
**accounts may be created during the year as needed*

7393.385.430233.930.000 1.6M MARY AVE W

7393.385.430255 JOHNSON PARK TRAIL

7393.385.430255.300 PURCHASED SERVICES

7393.385.430255.350.000 PROFESSIONAL SERVICES

7393.385.430255.800 OTHER OBJECTS

7393.385.430255.900 CAPITAL OUTLAY

7393.385.430255.910.000 1.079M MRL PARK LAND - JOHNSON

7393.385.430255.930.000 1.079M MRL TRAIL - JOHNSON

7393.385.470207 * Title Not Found *****

7393.385.470207.600 DEBT SERVICE

7393.385.470210 ADMINISTRATION

7393.385.470210.100 PERSONAL SERVICES

7393.385.470210.110.000 SALARIES AND WAGES

7393.385.470210.120.000 OVERTIME

7393.385.470210.140.000 EMPLOYER CONTRIBUTIONS

7393.385.470210.141.000 STATE RETIREMENT CONTRIBUTIONS

7393.385.470210.200 SUPPLIES

7393.385.470210.210.000 OFFICE SUPPLIES

7393.385.470210.220.000 OPERATING SUPPLIES

7393.385.470210.230.000 REPAIR/MAINTENANCE

7393.385.470210.231.000 GASOLINE

7393.385.470210.240.000 OTHER SUPPLIES

7393.385.470210.300 PURCHASED SERVICES

7393.385.470210.310.000 COMMUNICATIONS

7393.385.470210.320.000 PRINTING & DUPLICATING

7393.385.470210.330.000 PUBLICITY, SUBSCRIPTIONS & DUES

7393.385.470210.344.000 TELEPHONE SERVICE

7393.385.470210.345.000 GARBAGE

7393.385.470210.350.000 PROFESSIONAL SERVICES

7393.385.470210.360.000 REPAIR & MAINTENANCE

City of Missoula FY 2018 Expenditure Accounts

FUND	FUND	DEPT *	DEPT*	EXPENDITURE ACCOUNTS	
#	NAME	#	NAME	ACTIVITY CODE	OBJECT COD

**departments are not applicable to all funds and accounts*
**accounts may be created during the year as needed*

7393.385.470210.370.000 TRAVEL
7393.385.470210.380.000 TRAINING
7393.385.470210.390.000 OTHER PURCHASED SERVICES
7393.385.470220 PROPERTY ACQUISITION
7393.385.470220.900 CAPITAL OUTLAY
7393.385.470220.910.000 LAND
7393.385.470230 PW FACILITY
7393.385.470230.300 PURCHASED SERVICES
7393.385.470230.350.000 PROFESSIONAL SERVICES
7393.385.470230.700 GRANTS & CONTRIBUTIONS
7393.385.470230.700.000 GRANTS & CONTRIBUTIONS
7393.385.470230.800 OTHER OBJECTS
7393.385.470230.845.000 CONTINGENCY
7393.385.470230.900 CAPITAL OUTLAY
7393.385.470230.930.000 IMPROVEMENTS
7393.385.470240 REHAB LOANS
7393.385.470240.700 GRANTS & CONTRIBUTIONS
7393.385.470240.700.000 GRANTS & CONTRIBUTIONS
7393.385.470260 PLANNING & MGMT
7393.385.470260.300 PURCHASED SERVICES
7393.385.470260.350.000 PROFESSIONAL SERVICES
7393.385.470260.700 GRANTS & CONTRIBUTIONS
7393.385.470260.700.000 GRANTS & CONTRIBUTIONS
7393.385.470270 CLEARING & DEMO
7393.385.470270.700 GRANTS & CONTRIBUTIONS
7393.385.470270.700.000 GRANTS & CONTRIBUTIONS
7393.385.470275 MARY AVE PROJECT
7393.385.470275.300 PURCHASED SERVICES
7393.385.470275.350.000 PROFESSIONAL SERVICES
7393.385.470275.700 GRANTS & CONTRIBUTIONS

City of Missoula FY 2018 Expenditure Accounts

FUND	FUND	DEPT *	DEPT*	EXPENDITURE ACCOUNTS	
#	NAME	#	NAME	ACTIVITY CODE	OBJECT COD

**departments are not applicable to all funds and accounts*
**accounts may be created during the year as needed*

7393.385.470275.700.000 GRANTS & CONTRIBUTIONS

7393.385.470276 1.6M MARY AVE WEST

7393.385.470276.300 PURCHASED SERVICES

7393.385.470276.350.000 PROFESSIONAL SERVICES

7393.385.470276.900 CAPITAL OUTLAY

7393.385.470276.930.000 IMPROVEMENTS

7393.385.470280 5M SOUTH RESERVE CROSSING

7393.385.470280.300 PURCHASED SERVICES

7393.385.470280.350.000 5M SOUTH RESERVE TRAIL CROSSING

7393.385.470280.900 CAPITAL OUTLAY

7393.385.470280.930.000 IMPROVEMENTS

7393.385.470330 MRL PROPERTY ACQUISITION

7393.385.470330.300 PURCHASED SERVICES

7393.385.470330.350.000 1.128M MRL PRIVATE LAND PURCHASE

7393.385.470330.800 OTHER OBJECTS

7393.385.470330.900 CAPITAL OUTLAY

7393.385.470330.910.000 1.128M MRL PRIVATE LAND PURCHASE

7394 MRA URD III TI DEBT CLEARING FUND

385 MRA

7394.385.521009 TRANSFERS TO DEBT SERVICE

7394.385.521009.800 OTHER OBJECTS

7394.385.521009.820.000 TRANSFERS TO OTHER FUNDS

7394.385.521010 TRANSFERS TO MRA

7394.385.521010.800 OTHER OBJECTS

7394.385.521010.820.000 TRANSFERS TO MRA

7395 MRA TAX INCREMENT DEBT SERVICE

385 MRA

7395.385.490200 REVENUE BOND DEBT SERVICE

7395.385.490200.600 DEBT SERVICE

7395.385.490200.610.000 5M SO RESERVE TRAIL CROSSING-PRINCIPAL

City of Missoula FY 2018 Expenditure Accounts

FUND	FUND	DEPT *	DEPT*	EXPENDITURE ACCOUNTS	
#	NAME	#	NAME	ACTIVITY CODE	OBJECT COD

**departments are not applicable to all funds and accounts*
**accounts may be created during the year as needed*

7395.385.490200.620.000 5M SO RESERVE TRAIL CROSSING-INT/FEES

7395.385.490202 MARY AVENUE DEBT SERVICE

7395.385.490202.600 DEBT SERVICE

7395.385.490202.610.000 PRINCIPAL

7395.385.490202.620.000 INTEREST / SERVICE FEES

7395.385.490204 MRA URD III TAX INCREMENT DEBT SRVS

7395.385.490204.600 DEBT SERVICE

7395.385.490204.610.000 1.6m Mary Ave E

7395.385.490204.620.000 1.6m Mary Ave W

7395.385.490207 * Title Not Found *****

7395.385.490207.600 DEBT SERVICE

7395.385.490207.610.000 1.079m MRL Property Park (Johnson)

7395.385.490207.620.000 1.079m MRL Property Park (Johnson)

7395.385.490208 * Title Not Found *****

7395.385.490208.600 DEBT SERVICE

7395.385.490208.610.000 1.128 MRL Property - Develop

7395.385.490208.620.000 1.128 MRL Property - Develop

7396 NRSS DEBT SERVICE SINKING FUND

385 MRA

7396.385.490602 TI BOND INTEREST

7396.385.490602.600 DEBT SERVICE

7396.385.490602.620.000 SCOTT STREET VILLAGE PHASE 2 & 3

7396.385.490603 TI BOND SINKING

7396.385.490603.600 DEBT SERVICE

7396.385.490603.610.000 PRINCIPAL

7396.385.490603.620.000 INTEREST / SERVICE FEES

7396.385.490603.800 OTHER OBJECTS

7397 NORTH RESERVE/SCOTT ST URD

385 MRA

7397.385.470210 ADMINISTRATION

City of Missoula FY 2018 Expenditure Accounts

FUND	FUND	DEPT *	DEPT *	EXPENDITURE ACCOUNTS	
#	NAME	#	NAME	ACTIVITY CODE	OBJECT COD

**departments are not applicable to all funds and accounts*
**accounts may be created during the year as needed*

7397.385.470210.800 OTHER OBJECTS

7397.385.470210.820.000 TRANSFERS TO OTHER FUNDS

7397.385.470230 PW FACILITY

7397.385.470230.800 OTHER OBJECTS

7397.385.470230.845.000 CONTINGENCY

7397.385.470232 CONSUMER DIRECT IMPROVEMENTS

7397.385.470232.800 OTHER OBJECTS

7397.385.470232.820.000 CONSUMER DIRECT/TRANS TO OTHER FUNDS

7397.385.470233 SCOTT ST VILLAGE IMPROVEMENTS

7397.385.470233.700 GRANTS & CONTRIBUTIONS

7397.385.470233.700.000 GRANTS & CONTRIBUTIONS

7397.385.470233.800 OTHER OBJECTS

7397.385.470233.820.000 SCOTT ST -TRANSFER TO OTHER FUNDS

7397.385.470234 SCOTT ST VILLAGE PH II

7397.385.470234.300 PURCHASED SERVICES

7397.385.470234.350.000 PROFESSIONAL SERVICES

7397.385.470234.700 GRANTS & CONTRIBUTIONS

7397.385.470234.700.000 GRANTS & CONTRIBUTIONS

7397.385.470311 DEVELOPER REIMBURSEMENTS

7397.385.470311.300 PURCHASED SERVICES

7397.385.470311.350.000 SCOTT ST VILLAGE PHASE 2 & 3

7397.385.470311.700 GRANTS & CONTRIBUTIONS

7397.385.470311.800 OTHER OBJECTS

7399 INTERMOUNTAIN BOND DEBT SERVICE

385 MRA

7399.385.490200 REVENUE BOND DEBT SERVICE

7399.385.490200.600 DEBT SERVICE

7399.385.490200.610.000 PRINCIPAL

7399.385.490200.620.000 INTEREST

7400 FRONT ST BOND CLEARING

City of Missoula FY 2018 Expenditure Accounts

FUND	FUND	DEPT *	DEPT *	EXPENDITURE ACCOUNTS	
#	NAME	#	NAME	ACTIVITY CODE	OBJECT COD

**departments are not applicable to all funds and accounts*
**accounts may be created during the year as needed*

385 MRA

7400.385.470210 ADMINISTRATION

7400.385.470210.800 OTHER OBJECTS
 7400.385.470210.820.603 TRANSFERS TO OTHER FUNDS
 7400.385.470210.820.604 TRANSFERS TO OTHER FUNDS
 7400.385.470210.820.605 TRANSFERS TO OTHER FUNDS

7401 FRONT ST PARKING STRUCTURE

385 MRA

7401.385.470210 ADMINISTRATION

7401.385.470210.800 OTHER OBJECTS

7401.385.490000 DEBT SERVICE

7401.385.490000.600 DEBT SERVICE
 7401.385.490000.610.000 PRINCIPAL
 7401.385.490000.620.000 INTEREST / SERVICE FEES

7402 FRONT ST SUBORDINATE LIEN NOTE

385 MRA

7402.385.490505 FRONT ST URD \$1.6m REFUNDING A

7402.385.490505.500 FIXED CHARGES
 7402.385.490505.600 DEBT SERVICE
 7402.385.490505.610.000 PRINCIPAL
 7402.385.490505.620.000 INTEREST / SERVICE FEES

7402.385.490506 FRONT ST URD \$1.6m REFUNDING B

7402.385.490506.500 FIXED CHARGES
 7402.385.490506.600 DEBT SERVICE
 7402.385.490506.610.000 PRINCIPAL
 7402.385.490506.620.000 INTEREST / SERVICE FEES

7402.385.490508 FRONT ST URD DEBT

7402.385.490508.600 DEBT SERVICE
 7402.385.490508.620.000 2017c 3.26m Student Housing

City of Missoula FY 2018 Expenditure Accounts

FUND	FUND	DEPT *	DEPT *	EXPENDITURE ACCOUNTS	
#	NAME	#	NAME	ACTIVITY CODE	OBJECT COD

**departments are not applicable to all funds and accounts*
**accounts may be created during the year as needed*

7447 COURT COLLECTED PARKING FINES

230 MUNICIPAL COURT

7447.230.410360 CITY/MUNICIPAL COURT

7447.230.410360.500 FIXED CHARGES

7458 COURT SURCHARGE

230 MUNICIPAL COURT

7458.230.410360 CITY/MUNICIPAL COURT

7458.230.410360.500 FIXED CHARGES

7469 PUBLIC DEFENDER FEES

230 MUNICIPAL COURT

7469.230.410360 CITY/MUNICIPAL COURT

7469.230.410360.500 FIXED CHARGES

7903 COUNTY CLEARING

390 NON-DEPARTMENTAL

7903.390.440600 ANIMAL CONTROL SERVICES

7903.390.440600.800 OTHER OBJECTS

7903.390.440600.845.000 CONTINGENCY - DOG LICENSES

7904 SEWER REBATE

280 PUBLIC WORKS OPERATIONS

7904.280.430600 SEWER UTILITIES

7904.280.430600.500 FIXED CHARGES

7904.280.430600.800 OTHER OBJECTS

7904.280.510110 MERCHANT SERVICES

7904.280.510110.500 FIXED CHARGES

7905 WYE SEWER RSID 8489

280 PUBLIC WORKS OPERATIONS

7905.280.430600 SEWER UTILITIES

7905.280.430600.500 FIXED CHARGES

7905.280.510110 MERCHANT SERVICES

City of Missoula FY 2018 Expenditure Accounts

FUND #	FUND NAME	DEPT #	DEPT NAME	EXPENDITURE ACCOUNTS	ACTIVITY CODE	OBJECT COD
--------	-----------	--------	-----------	----------------------	---------------	------------

**departments are not applicable to all funds and accounts*
**accounts may be created during the year as needed*

7905.280.510110.500 FIXED CHARGES

7911 RESIDENTIAL INSPECTION FUND

310 BUILDING INSPECTION

7911.310.420501 CONTRACTUAL SERVICE AGRMNTS - BUILDING

7911.310.420501.200 SUPPLIES

7911.310.420501.300 PURCHASED SERVICES

7911.310.420502 *** Title Not Found ***

7911.310.420502.200 SUPPLIES

7911.310.510110 MERCHANT SERVICES

7911.310.510110.500 FIXED CHARGES

9000 GENERAL FIXED ASSETS ACCOUNT GROUP

900 DEPRECIATION

9000.900.510000 MISCELLANEOUS

9000.900.510000.800 OTHER OBJECTS

9000.900.510000.900 CAPITAL OUTLAY

CITY OF MISSOULA - CHART OF ACCOUNT STRUCTURE

Fund	Dept	Activity	Object	Sub-Object
1234	123	123456	123 xx	123 xx

Expenditure example: 1000.390.420182.350.000 = General Fund/Police Dept/Evidence & ID/Professional Services

Revenue Example: 1000.000.311030.00 = General Fund/No Dept./Motor Vehicle Taxes

How to read what an account code means:

1. Fund - primarily related to how something is funded.
2. Department "who" (not always part of an account)
3. Activity - further breaks down revenue or expense into functional groupings.
4. Object - mostly for expenditures and tells us type (vs. who or why.)

FUNDS

4 digit codes

1xxx	GENERAL FUNDS(S)
2xxx	SPECIAL REVENUE
3xxx	DEBT SERVICE
4xxx	CAPITAL PROJECT
5xxx	ENTERPRISE
6xxx	INTERNAL SERVICE
7xxx	COMPONENT UNIT & AGENCY FUNDS

DEPARTMENTS

3 digits - not consistently used in revenue accounts

210 CITY COUNCIL	391 ENERGY PERFORMANCE PROJ.
220 MAYOR	395 PARKING COMMISSION
221 HUMAN RESOURCES	400 ENTITLEMENT GRANTS
222 COMMUNICATIONS	401 MHA/SILVERTIP
223 CITY CLERK	402 HUD/SILVERTIP
224 INFORMATION SERVICES	500 N HIGGINS STREETSCAPE
230 MUNICIPAL COURT	510 CURB RAMPS
240 FINANCE	515 RSnake GATEWAY GREENOUGH DRIVE
245 CENTRAL SERVICES	520 N HIGGINS PAVING
246 FACILITY MAINTENANCE	525 BROOKS ST CURB & SW IMPROVEMENTS
250 DEVELOPMENT SERVICES	530 CURB RAMPS
255 HOUSING & COMMUNITY DEVELOPMENT	535 PARKS PLAYGROUND INSTALLS
260 GIS SERVICES	540 GREENOUGH PARK BRIDGE
270 CITY ATTORNEY	550 SID 544 PROJECT
280 PUBLIC WORKS ADMIN/ENGINEERING	555 LOLO STREET PROJECT
290 POLICE	900 DEPRECIATION
300 FIRE	
310 BUILDING INSPECTION	
320 STREET MAINTENANCE	
321 FACILITY & VEHICLE MAINTENANCE	
330 WASTEWATER	
335 WATER	
340 CEMETERY	
370 PARKS & RECREATION	
371 AQUATICS SALARIES	
375 BUSINESS IMPROVEMENT DISTRICT	
385 MRA	
390 NON-DEPARTMENTAL	

210-390 are the primary department codes used in the general fund.

ACTIVITIES

6 digit codes, the first two digits relay which activity grouping they will fall into

Expenditures:

41	GENERAL GOVERNMENT
42	PUBLIC SAFETY
43	PUBLIC WORKS
44	PUBLIC HEALTH
45	SOCIAL & ECONOMIC SERVICES
46	CULTURE & RECREATION
47	HOUSING & COMMUNITY DEVELOPMENT
48	CONSERVATION OF NATURAL RESOURCES
49	DEBT SERVICE
50	INTERNAL SERVICES
51	MISCELLANEOUS
52	OTHER FINANCING USES

Revenues:

31	TAXES/ASSESSMENTS
32	LICENSES & PERMITS
33	INTERGOVERNMENTAL REVENUES
34	CHARGES FOR SERVICES
35	FINES & FORFEITURES
36	MISCELLANEOUS REVENUES
37	INVESTMENTS & ROYALTY EARNINGS
38	OTHER FINANCING SOURCES
39	INTERNAL SERVICES

CITY OF MISSOULA - CHART OF ACCOUNT STRUCTURE

OBJECT

SUB-OBJECTS

Expenses are 3 digit, revenues are 2 digit

100 PERSONAL SERVICES	400 BUILDING MATERIALS
110 SALARIES AND WAGES	500 FIXED CHARGES
115 SALARIES/HEALTH INSURANCE BENEFIT	530 EQUIPMENT RENTAL
120 OVERTIME/TERMINATION	550 MERCHANT SERVICE FEES
121 OUTSIDE HIRE OVERTIME	600 DEBT SERVICE
122 COURT OVERTIME	610 PRINCIPAL
130 OTHER	615 PRINCIPAL & INTEREST
135 OPEB EXPENSE	620 INTEREST / SERVICE FEES
140 EMPLOYER CONTRIBUTIONS	700 GRANTS & CONTRIBUTIONS
141 STATE RETIREMENT CONTRIBUTIONS	751 RECREATION SCHOLARSHIPS
145 OPEB CONTRIBUTION	780 INTERGOVERNMENTAL TRANSFER
200 SUPPLIES	800 OTHER OBJECTS
210 OFFICE SUPPLIES	820 TRANSFERS TO OTHER FUNDS
220 OPERATING SUPPLIES	830 DEPRECIATION
230 REPAIR/MAINTENANCE	845 CONTINGENCY
231 GASOLINE	900 CAPITAL OUTLAY
240 OTHER SUPPLIES	910 LAND
250 SUPPLIES FOR RESALE	915 EASEMENTS
300 PURCHASED SERVICES	920 BUILDINGS
310 COMMUNICATIONS	930 IMPROVEMENTS
320 PRINTING & DUPLICATING	940 MACHINERY & EQUIPMENT
330 PUBLICITY, SUBSCRIPTIONS & DUES	941 DUI DIGITAL EQUIPMENT
340 SEWER	960 CAPITAL CONTINGENCY
341 ELECTRICITY & NATURAL GAS	
343 WATER CHARGES	00 REVENUES
344 TELEPHONE SERVICE	
345 GARBAGE	
350 PROFESSIONAL SERVICES	
351 INSURANCE CLAIMS	
352 HEALTH PROGRAMS	
353 ADMINISTRATION EXPENDITURES	
360 REPAIR & MAINTENANCE	
370 TRAVEL	
380 TRAINING	
390 OTHER PURCHASED SERVICES	

These are for internal use only and are not used for external reporting or budget.

vchlist
08/13/2019 4:18:35PM

Invoice List
CITY OF MISSOULA
August 13, 2019

Page: 1

Bank code : apbank

Date	Vendor	Invoice	PO #	Description/Account	Amount
8/13/2019	00262 MMIA	LIABILITY ASSESSMENT		FY19/20 LIABILITY ASSESSMENT 1000.390.510330.500.000	444,210.00

Total : 444,210.00

1 Checks for bank code : apbank

Bank total : 444,210.00



City of Missoula, Montana
Item to be Referred to City Council Committee

Committee: Public Works

Item: Wastewater Primary Effluent Lift Station Communications Upgrade

Date: August 8, 2019

Sponsor(s): Ross Mollenhauer

Prepared by: Gene Connell

Ward(s) Affected:

<input type="checkbox"/> Ward 1	<input type="checkbox"/> Ward 4
<input type="checkbox"/> Ward 2	<input type="checkbox"/> Ward 5
<input type="checkbox"/> Ward 3	<input type="checkbox"/> Ward 6
<input checked="" type="checkbox"/> All Wards	<input type="checkbox"/> N/A

Action Required:

Approve and authorize the Mayor to sign the agreement with Neely Electric to upgrade the Wastewater Facility Primary Effluent Lift Station (PELS) pump control communication system for a sum not to exceed \$43,208.00.

Recommended Motion(s):

I move the City Council: Approve and authorize the Mayor to sign the agreement with Neely Electric to upgrade the Wastewater Facility Primary Effluent Lift Station (PELS) pump control communication system for a sum not to exceed \$43,208.00.

Timeline:

Referral to committee:	August 12, 2019
Committee discussion:	August 14, 2019
Council action (or sets hearing):	N/A
Public Hearing:	N/A
Deadline:	N/A

Background and Alternatives Explored: The existing pump control protocol is outdated and proven to be less than reliable. Investing in an upgraded Ethernet communication system will give increased capability and reliability. This is the current standard for the Wastewater Facility. Neely Electric has extensive knowledge of the plant System Control and Data Acquisition (SCADA) system and is an approved sole supplier for this work.

Financial Implications: Wastewater Enterprise funds will be used to fund this project.

Links to external websites:

CONSTRUCTION SERVICES AGREEMENT

Missoula WWTP PELS VFD Communications Upgrade

THIS AGREEMENT is made and entered into this 19th day of August, 2019, by and between the **CITY OF MISSOULA, MONTANA**, a municipal corporation organized and existing under the laws of the State of Montana, 435 Ryman, Missoula, Montana 59802, hereinafter referred to as “City,” and Neely Electric Inc, whose principal place of business is located at 10481 Mocassin Ln, Missoula, MT 59808, hereinafter referred to as “Contractor.”

In consideration of the mutual covenants and agreements contained here, the receipt and sufficiency of the same being acknowledged, the parties agree as follows:

- 1. Purpose:** City agrees to hire Contractor as an independent contractor to perform services for City described in the Bid Proposal, attached as Exhibit A and by reference made a part of this agreement.
- 2. Effective Date:** This agreement is effective on the date of its execution.
- 3. Scope of Work/Task Deadlines:** Contractor will perform the work and provide the services in accordance with the requirements of Exhibit A.
- 4. Payment:** City agrees to pay Contractor an amount not to exceed Forty Three Thousand Two Hundred and Eight Dollars (**\$43,208.00**) for services performed pursuant to the Scope of Work. Any alteration or deviation from the described work that involves extra costs will be performed by Contractor after written request by the City and will become an extra charge over and above the agreement amount. The parties must agree in writing upon any extra charges.
- 5. Independent Contractor Status:** The parties agree that Contractor, is an independent contractor for purposes of this agreement and the parties agree that Contractor is and shall be an independent contractor when performing services pursuant to this agreement. Contractor is not subject to the terms and provisions of the City’s personnel policies handbook and may not be considered a City employee for workers’ compensation or any other purpose. Contractor is not authorized to represent the City or otherwise bind the City in any dealings between Contractor and any third parties.

Contractor shall comply with the applicable requirements of the Workers’ Compensation Act, Title 39, Chapter 71, MCA, and the Occupational Disease Act of Montana, Title 39, Chapter 71, MCA. Contractor shall maintain workers’ compensation coverage for all members and employees of Contractor’s business, except for those members who are exempted by law.

Contractor shall furnish the City with copies showing one of the following: (1) a binder for workers’ compensation coverage by an insurer licensed and authorized to provide workers’ compensation insurance in the State of Montana; or (2) proof of exemption from workers’ compensation granted by law for independent contractors.

6. Indemnity and Insurance: For other than professional services rendered, to the fullest extent permitted by law, Contractor agrees to defend, indemnify, and hold the City harmless against claims, demands, suits, damages, losses, and expenses connected therewith that may be asserted or claimed against, recovered from or suffered by the City by reason of any injury or loss, including but not limited to, personal injury, including bodily injury or death, property damage, occasioned by, growing out of, or in any way arising or resulting from any intentional or negligent act on the part of Contractor or Contractor's agents or employees.

For the professional services rendered, to the fullest extent permitted by law, Contractor agrees to indemnify and hold the City harmless against claims, demands, suits, damages, losses, and expenses, including reasonable defense attorney fees, to the extent caused by the negligence or willful misconduct of the Contractor or Contractor's agents or employees.

For this purpose, Contractor shall provide City with proof of Contractor's liability insurance issued by a reliable company or companies for personal injury and property damage in amounts not less than as follows:

- Workers' Compensation—statutory
- Employers' Liability—\$1,000,000 per occurrence; \$2,000,000 annual aggregate
- Commercial General Liability—\$1,000,000 per occurrence; \$2,000,000 annual aggregate
- Automobile Liability—\$1,000,000 property damage/bodily injury; \$2,000,000 annual aggregate
- Professional Liability—\$1,000,000 per claim; \$2,000,000 annual aggregate

The City shall be included or named as an additional or named insured on the Commercial General and Automobile Liability policies. The insurance must be in a form suitable to City.

7. Warranty: Contractor warrants that all services and work will be performed in a good workman-like manner. Contractor acknowledges that he or she will be liable for any breach of this warranty for the lesser of a period of one (1) year from the time services are completed or any warranty described in the Scope of Services.

8. Compliance with Laws: Contractor agrees to comply with all federal, state and local laws, ordinances, rules and regulations, including the safety rules, codes and provisions of the Montana Safety Act in Title 50, Chapter 71, MCA. Contractor agrees to obtain, and maintain for the duration of its work for the City pursuant to this Agreement, a City business license. Contractor acknowledges and agrees that the City will make no payment under this Agreement until a valid City business license has been obtained.

9. Contractors' Gross Receipts Tax: Contractor understands that all contractors or subcontractors working on a publicly funded project are required to pay or have withheld from earnings one percent (1%) of the gross contract price if the gross contract price is Five Thousand Dollars (\$5,000) or more.

10. Minimum Wage Rates: In accordance with Montana Law (Section 18-2-403, MCA), on contracts for state, county, municipal school construction, heavy highway, or municipal

construction, repair, or maintenance work under any of the laws of the state, the Contractor shall give preference to the employment of bona fide Montana residents in the performance of said contract, and shall further pay the standard prevailing rate of wages including fringe benefits and travel allowances in effect as paid in the county or locality in which the work is being performed. The provisions of Section 18-2-409, MCA, requires 50 percent of the workers on the project to be Montana residents.

The minimum wages, if included as a part of the contract documents, are not controlling except as to the minimum for the purpose of the Davis-Bacon Act; therefore, it is incumbent upon each employer to pay the standard prevailing rate of wages, including fringe benefits for health and welfare and pension contributions and travel allowance provisions in effect and applicable to the county or locality in which the work is being performed. The prevailing wage rate schedule in effect at the time this project is first advertised shall be used throughout the duration of the contract as prescribed in Administrative Rules of Montana (ARM) 24.17.127(1)(c).

“Standard Prevailing Rate of Wages” is defined by Section 18-2-402, MCA, as including wages, fringe benefits for health and welfare and pension contributions, and travel allowance which are paid in the city or locality by other contractors for work of a similar character performed in the county or locality by each craft, classification, or type of worker needed to complete a contract.

In accordance with Montana Law (Section 18-2-422, MCA), each contractor and employer shall maintain payroll records in a manner readily capable of being certified for submission under MCA 18-2-423, for not less than three years after the Contractor’s completion of work on this project.

Travel allowance, if applicable, may or may not be all inclusive of “travel” and/or subsistence and travel time due employees. It is incumbent on the employer to determine the amounts due for each craft employed according to the method of computation outlined for each craft where applicable.

To comply with Section 18-2-406, MCA, the Contractor performing work or providing construction services shall post in a prominent and accessible site on the project or staging area, not later than the first day of work and continuing for the entire duration of the project, a legible statement of all wages and fringe benefits to be paid to the employees.

Per Montana Law, (Section 18-2-407, MCA), any contractor, subcontractor, or employer who pays workers or employees at less than the standard prevailing wage as established under the public works contract shall forfeit a penalty at a rate of up to 20% of the delinquent wages plus fringe benefits, attorney fees, audit fees, and court costs. Money collected under this section must be deposited in the Montana general fund. A contractor, subcontractor, or employer shall also forfeit to the employee the amount of wages owed plus \$25 a day for each day that the employee was underpaid.

Copies of the current prevailing rate of wages may be obtained from the Montana State Department of Labor and Industry, Labor Standards Division, Helena, Montana.

Any infractions of the Laws of the State of Montana covering labor will be forwarded to the State of Montana, Department of Labor and Industry, Labor Standards Division.

The contractor performing work on a “public works contract” shall not pay less than the latest Montana Labor Standard Provisions minimum wage as determined by the U.S. Secretary of Labor. A copy of said wage rate is attached as part of the contract documents. The provisions of this part do not apply in those instances in which the standard prevailing rate of wages is determined by federal law. “Public works contract” means a contract for construction services let by the state, county, municipality, school district, or political subdivision or for non-construction services let by the state, county, municipality, or political subdivision in which the total cost of the contract is in excess of \$25,000.

Contractor shall utilize the Montana Statewide Davis-Bacon Heavy Construction Wage Rates included in the Montana Prevailing Wage Rate Schedule for Heavy Construction effective January 26, 2019, which is attached as Exhibit B.

11. Nondiscrimination and Affirmative Action: Contractor agrees and shall comply with the following Non-Discrimination and Affirmative Action policies:

NON-DISCRIMINATION. All hiring shall be on the basis of merit and qualification and there shall be no discrimination in employment on the basis of race, ancestry, color, physical or mental disability, religion, national origin, sex, age, marital or familial status, creed, ex-offender status, physical condition, political belief, public assistance status, sexual orientation, or gender identity/expression, except where these criteria are reasonable bona fide occupational qualifications.

AFFIRMATIVE ACTION POLICY. Contractors, subcontractors, sub grantees, and other firms doing business with the City of Missoula must be in compliance with the City of Missoula’s Affirmative Action Plan, and Title 49 Montana Codes Annotated, entitled “Human Rights” or forfeit the right to continue such business dealings.

The City’s Affirmative Action Policy Statement is:

The Mayor of the City of Missoula or the Mayor’s designee may adopt an affirmative action plan to provide all persons equal opportunity for employment without regard to race, ancestry, color, handicap, religion, creed, national origin, sex, age, sexual orientation, gender identity or expression, or marital status. In keeping with this commitment, we are assigning to all department heads and their staff the responsibility to actively facilitate equal employment opportunity for all present employees, applicants, and trainees. This responsibility shall include assurance that employment decisions are based on furthering the principle of equal employment opportunity by imposing only valid requirements for employment and assuring that all human resource actions are administered on the basis of job necessity.

Specific responsibility for developing, implementing, monitoring and reporting are assigned to

the City Personnel staff under the supervision and direction of the Chief Administrative Officer and the Mayor.

It is the policy of the City of Missoula to eliminate any practice or procedure that discriminates illegally or has an adverse impact on an “affected” class. Equal opportunity shall be provided for all City employees during their terms of employment. All applicants for City employment shall be employed on the basis of their qualifications and abilities.

The City of Missoula, where practical, shall utilize minority owned enterprises and shall ensure that subcontractors and vendors comply with this policy. Failure of subcontractors and vendors to comply with this policy statement shall jeopardize initial, continued, or renewed funds.

Our commitment is intended to promote equal opportunity in all employment practices and provide a positive program of affirmative action for the City of Missoula, its employees, program participants, trainees and applicants.

12. Default and Termination: If either party fails to comply with any condition of this agreement at the time or in the manner provided for, the other party, at its option, may terminate this agreement and be released from all obligations if the default is not cured within ten (10) days after written notice is provided to the defaulting party. Said notice shall set forth the items to be cured. Additionally, the non-defaulting party may bring suit for damages, specific performance, and any other remedy provided by law. These remedies are cumulative and not exclusive. Use of one remedy does not preclude use of the others. Notices shall be provided in writing and hand-delivered or mailed to the parties at the addresses set forth in the first paragraph of this agreement.

13. Modification and Assignability: This document contains the entire agreement between the parties and no statements, promises or inducements made by either party or agents of either party, which are not contained in this written agreement, may be considered valid or binding. This agreement may not be enlarged, modified or altered except by written amendment signed by both parties hereto. The Contractor may not subcontract or assign Contractor’s rights, including the right to compensation or duties arising under this agreement, without the prior written consent of City. Any subcontractor or assignee will be bound by all of the terms and conditions of this agreement.

14. Liaison: City’s designated liaison with Contractor is **Don Schmidt with the Wastewater Division**, and Contractor’s designated liaison with City is **Mike Neely**.

15. Applicability: This agreement and any extensions of it shall be governed and construed in accordance with the laws of the State of Montana.

16. Signing of Contract: The contract may be signed in counterparts and signed electronically by all parties.

IN WITNESS WHEREOF, the parties here have executed this instrument the day and year first above written.

CONTRACTOR:

Neely Electric

MAYOR

City of Missoula, Montana

Mike Neely

John Engen

ATTEST:

APPROVED AS TO FORM AND CONTENT:

Martha L. Rehbein, CMC, City Clerk

Jim Nugent, City Attorney

(SEAL)



EXHIBIT A

Bid Proposal

Missoula WWTP PELS VFD Communications Upgrade

Neely Electric Inc.

10481 Mocassin Ln
Missoula, MT 59808
Phone: (406)329-6500
Missoula Dept. Of Public Works Waste Water Division
435 Ryman
Missoula, <T 59802-4297

30 May 2019
Missoula WWTP PELS VFD Communications Upgrade
PELS
100 Clarkfork Lane
Missoula, MT 59808

Attention: Don Schmidt

Re: Proposal for Missoula WWTP PELS VFD Communications Upgrade

We are pleased to quote the Electrical Installation on the above referenced project with the following qualifications and exclusions.

Qualifications:

Work not described in the Contract Documents is not part of the Project.

1. Supply and install 2 new Ethernet/IP Communication modules in LCP-200.
2. Supply and install 8 new Powerflex Ethernet/IP communications cards in the Influent and Ellutrient Pumps
3. Programming for all VFD's and PLC.
4. Supply and install all required Ethernet cabling, jacks, patch cables and patch panel.
5. Install owner supplied MOXA Ethernet Switches.
6. Documentation.
7. Start-up and Commissioning.

Exclusions:**Pricing:**

For the Sum of \$43,208.00

We would like to thank you for the opportunity to quote this project. If you have any questions, please call us.

Sincerely,

Michael D. Neely

Digitally signed by Michael D. Neely
DN: cn=Michael D. Neely, o=Neely Electric
Inc, ou=President,
email=mike@neelyelectric.net, c, US
Date: 2019.05.30 11:14:43 -06'00'

Michael Neely
Neely Electric Inc.

EXHIBIT B

MONTANA PREVAILING WAGE RATES FOR HEAVY CONSTRUCTION SERVICES 2019

Effective: January 26, 2019

Steve Bullock, Governor
State of Montana

Galen Hollenbaugh, Commissioner
Department of Labor and Industry

To obtain copies of prevailing wage rate schedules, or for information relating to public works projects and payment of prevailing wage rates, visit ERD at www.mtwagehourbopa.com or contact:

Employment Relations Division
Montana Department of Labor and Industry
P. O. Box 201503
Helena, MT 59620-1503
Phone 406-444-5600
TDD 406-444-5549

The department welcomes questions, comments, and suggestions from the public. In addition, we'll do our best to provide information in an accessible format, upon request, in compliance with the Americans with Disabilities Act.

MONTANA PREVAILING WAGE REQUIREMENTS

The Commissioner of the Department of Labor and Industry, in accordance with Sections 18-2-401 and 18-2-402 of the Montana Code Annotated (MCA), has determined the standard prevailing rate of wages for the occupations listed in this publication.

The wages specified herein control the prevailing rate of wages for the purposes of Section 18-2-401, et seq., MCA. It is required each employer pay (as a minimum) the rate of wages, including fringe benefits, travel allowance, zone pay and per diem applicable to the district in which the work is being performed as provided in the attached wage determinations.

All Montana Prevailing Wage Rates are available on the internet at www.mtwagehourbopa.com or by contacting the department at (406) 444-6543.

In addition, this publication provides general information concerning compliance with Montana's Prevailing Wage Law and the payment of prevailing wages. For detailed compliance information relating to public works contracts and payment of prevailing wage rates, please consult the regulations on the internet at www.mtwagehourbopa.com or contact the department at (406) 444-6543.

GALEN HOLLENBAUGH
Commissioner
Department of Labor and Industry
State of Montana

TABLE OF CONTENTS

MONTANA PREVAILING WAGE REQUIREMENTS:

A.	Date of Publication	3
B.	Definition of Heavy Construction	3
C.	Definition of Public Works Contract	3
D.	Prevailing Wage Schedule	3
E.	Rates to Use for Projects	3
F.	Wage Rate Adjustments for Multiyear Contracts	3
G.	Fringe Benefits	4
H.	Dispatch City	4
I.	Zone Pay	4
J.	Computing Travel Benefits	4
K.	Per Diem	4
L.	Apprentices	4
M.	Posting Notice of Prevailing Wages	5
N.	Employment Preference	5
O.	Projects of a Mixed Nature	5
P.	Occupations Definitions Website	5
Q.	Welder Rates	5
R.	Foreman Rates	5

WAGE RATES:

BOILERMAKERS	6
BRICK, BLOCK, AND STONE MASONS	6
CARPENTERS	6
CEMENT MASONS AND CONCRETE FINISHERS	7
CONSTRUCTION EQUIPMENT OPERATORS	
OPERATORS GROUP 1	7
OPERATORS GROUP 2	7
OPERATORS GROUP 3	8
OPERATORS GROUP 4	8
OPERATORS GROUP 5	8
OPERATORS GROUP 6	8
OPERATORS GROUP 7	9
CONSTRUCTION LABORERS	
LABORERS GROUP 1	9
LABORERS GROUP 2	9
LABORERS GROUP 3	10
LABORERS GROUP 4	10
DIVERS	10
DIVER TENDERS	11
ELECTRICIANS	11
HEATING AND AIR CONDITIONING	11
INSULATION WORKERS - MECHANICAL (HEAT AND FROST)	12
IRONWORKERS - STRUCTURAL STEEL AND REBAR PLACERS	12
LINE CONSTRUCTION	
EQUIPMENT OPERATORS	12
GROUNDMAN	12
LINEMAN	13
MILLWRIGHTS	13
PAINTERS	13
PILE BUCKS	13
PLUMBERS, PIPEFITTERS, AND STEAMFITTERS	14
SHEET METAL WORKERS	14
SOLAR PHOTOVOLTAIC INSTALLERS	14
TRUCK DRIVERS	15

A. Date of Publication January 26 2019

B. Definition of Heavy Construction

The Administrative Rules of Montana (ARM), 24.17.501(4) – (4)(a), states “*Heavy construction projects include, but are not limited to, those projects that are not properly classified as either ‘building construction’, or ‘highway construction.’*”

Heavy construction projects include, but are not limited to, antenna towers, bridges (major bridges designed for commercial navigation), breakwaters, caissons (other than building or highway), canals, channels, channel cut-offs, chemical complexes or facilities (other than buildings), cofferdams, coke ovens, dams, demolition (not incidental to construction), dikes, docks, drainage projects, dredging projects, electrification projects (outdoor), fish hatcheries, flood control projects, industrial incinerators (other than building), irrigation projects, jetties, kilns, land drainage (not incidental to other construction), land leveling (not incidental to other construction), land reclamation, levees, locks and waterways, oil refineries (other than buildings), pipe lines, ponds, pumping stations (prefabricated drop-in units – not buildings), railroad construction, reservoirs, revetments, sewage collection and disposal lines, sewers (sanitary, storm, etc.), shoreline maintenance, ski tows, storage tanks, swimming pools (outdoor), subways (other than buildings), tipples, tunnels, unsheltered piers and wharves, viaducts (other than highway), water mains, waterway construction, water supply lines (not incidental to building), water and sewage treatment plants (other than buildings) and wells.”

C. Definition of Public Works Contract

Section 18-2-401(11)(a), MCA defines “public works contract” as “...a contract for construction services let by the state, county, municipality, school district, or political subdivision or for nonconstruction services let by the state, county, municipality, or political subdivision in which the total cost of the contract is in excess of \$25,000...”.

D. Prevailing Wage Schedule

This publication covers only Heavy Construction occupations and rates in the specific localities mentioned herein. These rates will remain in effect until superseded by a more current publication. Current prevailing wage rate schedules for Building Construction, Highway Construction and Nonconstruction Services occupations can be found on the internet at www.mtwagehourbopa.com or by contacting the department at (406) 444-6543.

E. Rates to Use for Projects

ARM, 24.17.127(1)(c), states “*The wage rates applicable to a particular public works project are those in effect at the time the bid specifications are advertised.*”

F. Wage Rate Adjustments for Multiyear Contracts

Section 18-2-417, MCA states:

“(1) Any public works contract that by the terms of the original contract calls for more than 30 months to fully perform must include a provision to adjust, as provided in subsection (2), the standard prevailing rate of wages to be paid to the workers performing the contract.

(2) The standard prevailing rate of wages paid to workers under a contract subject to this section must be adjusted 12 months after the date of the award of the public works contract. The amount of the adjustment must be a 3% increase. The adjustment must be made and applied every 12 months for the term of the contract.

(3) Any increase in the standard rate of prevailing wages for workers under this section is the sole responsibility of the contractor and any subcontractors and not the contracting agency.”

G. Fringe Benefits

Section 18-2-412, MCA states:

“(1) To fulfill the obligation...a contractor or subcontractor may:

(a) pay the amount of fringe benefits and the basic hourly rate of pay that is part of the standard prevailing rate of wages directly to the worker or employee in cash;

(b) make an irrevocable contribution to a trustee or a third person pursuant to a fringe benefit fund, plan, or program that meets the requirements of the Employee Retirement Income Security Act of 1974 or that is a bona fide program approved by the U. S. department of labor; or

(c) make payments using any combination of methods set forth in subsections (1)(a) and (1)(b) so that the aggregate of payments and contributions is not less than the standard prevailing rate of wages, including fringe benefits and travel allowances, applicable to the district for the particular type of work being performed.

(2) The fringe benefit fund, plan, or program described in subsection (1)(b) must provide benefits to workers or employees for health care, pensions on retirement or death, life insurance, disability and sickness insurance, or bona fide programs that meet the requirements of the Employee Retirement Income Security Act of 1974 or that are approved by the U. S. department of labor.”

Fringe benefits are paid for all hours worked (straight time and overtime hours). However, fringe benefits are not to be considered a part of the hourly rate of pay for calculating overtime, unless there is a collectively bargained agreement in effect that specifies otherwise.

H. Dispatch City

ARM, 24.17.103(11), defines dispatch city as “...the courthouse in the city from the following list which is closest to the center of the job: Billings, Bozeman, Butte, Great Falls, Helena, Kalispell, and Missoula.”

I. Zone Pay

Zone pay is not travel pay. ARM, 24.17.103(24), defines zone pay as “...an amount added to the base pay; the combined sum then becomes the new base wage rate to be paid for all hours worked on the project. Zone pay must be determined by measuring the road miles one way over the shortest practical maintained route from the dispatch city to the center of the job.” See section H above for a list of dispatch cities.

J. Computing Travel Benefits

ARM, 24.17.103(22), states “ ‘Travel pay,’ also referred to as ‘travel allowance,’ is and must be paid for travel both to and from the job site, except those with special provisions listed under the classification. The rate is determined by measuring the road miles one direction over the shortest practical maintained route from the dispatch city or the employee's home, whichever is closer, to the center of the job.” See section H above for a list of dispatch cities.

K. Per Diem

ARM, 24.17.103(18), states “ ‘Per diem’ typically covers costs associated with board and lodging expenses. Per diem is paid when an employee is required to work at a location outside the daily commuting distance and is required to stay at that location overnight or longer.”

L. Apprentices

Wage rates for apprentices registered in approved federal or state apprenticeship programs are contained in those programs. Additionally, Section 18-2-416(2), MCA states, “...The full amount of any applicable fringe benefits must be paid to the apprentice while the apprentice is working on the public works contract.” Apprentices not registered in approved federal or state apprenticeship programs will be paid the appropriate journey level prevailing wage rate when working on a public works contract.

M. Posting Notice of Prevailing Wages

Section 18-2-406, MCA, provides that contractors, subcontractors, and employers who are “...performing work or providing construction services under public works contracts, as provided in this part, shall post in a prominent and accessible site on the project or staging area, not later than the first day of work and continuing for the entire duration of the project, a legible statement of all wages and fringe benefits to be paid to the employees.”

N. Employment Preference

Sections 18-2-403 and 18-2-409, MCA require contractors to give preference to the employment of bona fide Montana residents in the performance of work on public works contracts.

O. Projects of a Mixed Nature

Section 18-2-408, MCA states:

“(1) The contracting agency shall determine, based on the preponderance of labor hours to be worked, whether the public works construction services project is classified as a highway construction project, a heavy construction project, or a building construction project.

“(2) Once the project has been classified, employees in each trade classification who are working on that project must be paid at the rate for that project classification”

P. Occupations Definitions

You can find definitions for these occupations on the following Bureau of Labor Statistics website:

http://www.bls.gov/oes/current/oes_stru.htm

Q. Welder Rates

Welders receive the rate prescribed for the craft performing an operation to which welding is incidental.

R. Foreman Rates

Rates are no longer set for foremen. However, if a foreman performs journey level work, the foreman must be paid at least the journey level rate.

S. Proper Classification for Pipefitter and Laborer/Pipelayer Work on Water and Waste Water Treatment Plants

The proper classification for the following work is Pipefitter, when it is performed inside a building structure or performed at a location which will later be inside of a building: Joining steel pipe larger than 12 inches in diameter with bolted flange connections that has been pre-fabricated off site and does not require any modification such as cutting, grinding, welding, or other fabrication in order to be installed. All other work previously classified as pipefitter remains in that classification. The proper classification for that work when it is at a location that will always be outside a building is Pipelayer, which is under the Laborer Group 3 classification.

WAGE RATES

BOILERMAKERS

Wage	Benefit
\$32.19	\$30.61

Duties Include:

Construct, assemble, maintain, and repair stationary steam boilers, boiler house auxiliaries, process vessels, pressure vessels and penstocks. Bulk storage tanks and bolted steel tanks.

Travel:

0-120 mi. free zone
>120 mi. federal mileage rate/mi.

Special Provision:

Travel is paid only at the beginning and end of the job.

Per Diem:

0-70 mi. free zone
>70-120 mi. \$65.00/day
>120 mi. \$80.00/day

[↑ Back to Table of Contents](#)

BRICK, BLOCK, AND STONE MASONS

Wage	Benefit
\$33.68	\$14.89

Travel:

0-20 mi. free zone
>20-35 mi. \$30.00/day
>35-55 mi. \$35.00/day
>55 mi. \$65.00/day

[↑ Back to Table of Contents](#)

CARPENTERS

Wage	Benefit
\$30.00	\$13.07

Zone Pay:

0-30 mi. free zone
>30-60 mi. base pay + \$4.00/hr.
>60 mi. base pay + \$6.00/hr.

[↑ Back to Table of Contents](#)

CEMENT MASONS AND CONCRETE FINISHERS

Wage	Benefit
\$22.21	\$12.18

Duties Include:

Smooth and finish surfaces of poured concrete, such as floors, walks, sidewalks, or curbs. Align forms for sidewalks, curbs, or gutters.

Zone Pay:

0-30 mi. free zone
>30-60 mi. base pay + \$2.95/hr.
>60 mi. base pay + \$4.75/hr.

[↑ Back to Table of Contents](#)

CONSTRUCTION EQUIPMENT OPERATORS GROUP 1

Wage	Benefit
\$27.41	\$13.25

This group includes but is not limited to:

Air Compressor; Auto Fine Grader; Belt Finishing; Boring Machine (Small); Cement Silo; Crane, A-Frame Truck Crane; Crusher Conveyor; DW-10, 15, and 20 Tractor Roller; Farm Tractor; Forklift; Form Grader; Front-End Loader, under 1 cu. yd; Oiler, Heavy Duty Drills; Herman Nelson Heater; Mucking Machine; Oiler, All Except Cranes/Shovels; Pumpman.

Zone Pay:

0-30 mi. free zone
>30-60 mi. base pay + \$3.50/hr.
>60 mi. base pay + \$5.50/hr.

[↑ Back to Table of Contents](#)

CONSTRUCTION EQUIPMENT OPERATORS GROUP 2

Wage	Benefit
\$28.20	\$13.25

This group includes but is not limited to:

Air Doctor; Backhoe\Excavator\Shovel, up to and incl. 3 cu. yds; Bit Grinder; Bituminous Paving Travel Plant; Boring Machine, Large; Broom, Self-Propelled; Concrete Travel Batcher; Concrete Float & Spreader; Concrete Bucket Dispatcher; Concrete Finish Machine; Concrete Conveyor; Distributor; Dozer, Rubber-Tired, Push, & Side Boom; Elevating Grader\Gradall; Field Equipment Serviceman; Front-End Loader, 1 cu. yd up to and incl. 5 cu. yds; Grade Setter; Gravel Conveyor; Heavy Duty Drills, All Types; Hoist\Tugger, All; Hydralift Forklifts & Similar; Industrial Locomotive; Motor Patrol (except finish); Mountain Skidder; Oiler, Cranes\Shovels; Pavement Breaker, EMSCO; Power Saw, Self-Propelled; Pugmill; Pumpcrete\Grout Machine; Punch Truck; Roller, other than Asphalt; Roller, Sheepsfoot (Self-Propelled); Roller, 25 tons and over; Ross Carrier; Rotomill, under 6 ft; Trenching Machine; Washing /Screening Plant

Zone Pay:

0-30 mi. free zone
>30-60 mi. base pay + \$3.50/hr.
>60 mi. base pay + \$5.50/hr.

[↑ Back to Table of Contents](#)

CONSTRUCTION EQUIPMENT OPERATORS GROUP 3

Wage	Benefit
\$28.95	\$13.25

Zone Pay:
0-30 mi. free zone
>30-60 mi. base pay + \$3.50/hr.
>60 mi. base pay + \$5.50/hr.

This group includes but is not limited to:

Asphalt Paving Machine; Asphalt Screed;
Backhoe\Excavator\Shovel, over 3 cu. yds; Cableway
Highline; Concrete Batch Plant; Concrete Curing
Machine; Concrete Pump; Cranes, Creter; Cranes,
Electric Overhead; Cranes, 24 tons and under; Curb
Machine\Slip Form Paver; Finish Dozer; Front-End
Loader, over 5 cu. yds; Mechanic\Welder; Pioneer
Dozer; Roller Asphalt (Breakdown & Finish); Rotomill,
over 6 ft; Scraper, Single, Twin, or Pulling Belly-Dump;
YO-YO Cat.

[↑ Back to Table of Contents](#)

CONSTRUCTION EQUIPMENT OPERATORS GROUP 4

Wage	Benefit
\$29.95	\$13.25

Zone Pay:
0-30 mi. free zone
>30-60 mi. base pay + \$3.50/hr.
>60 mi. base pay + \$5.50/hr.

This group includes but is not limited to:

Asphalt\Hot Plant Operator; Cranes, 25 tons up to and
incl. 44 tons; Crusher Operator; Finish Motor Patrol;
Finish Scraper.

[↑ Back to Table of Contents](#)

CONSTRUCTION EQUIPMENT OPERATORS GROUP 5

Wage	Benefit
\$30.95	\$13.25

Zone Pay:
0-30 mi. free zone
>30-60 mi. base pay + \$3.50/hr.
>60 mi. base pay + \$5.50/hr.

This group includes but is not limited to:

Cranes, 45 tons up to and incl. 74 tons.

[↑ Back to Table of Contents](#)

CONSTRUCTION EQUIPMENT OPERATORS GROUP 6

Wage	Benefit
\$31.95	\$13.25

Zone Pay:
0-30 mi. free zone
>30-60 mi. base pay + \$3.50/hr.
>60 mi. base pay + \$5.50/hr.

This group includes but is not limited to:

Cranes, 75 tons up to and incl. 149 tons; Cranes,
Whirley (All).

[↑ Back to Table of Contents](#)

CONSTRUCTION EQUIPMENT OPERATORS GROUP 7

Wage	Benefit
\$32.95	\$13.25

Zone Pay:
0-30 mi. free zone
>30-60 mi. base pay + \$3.50/hr.
>60 mi. base pay + \$5.50/hr.

This group includes but is not limited to:

Cranes, 150 tons up to and incl. 250 tons; Cranes, over 250 tons—add \$1.00 for every 100 tons over 250 tons; Crane, Tower (All); Crane Stiff-Leg or Derrick; Helicopter Hoist.

[↑ Back to Table of Contents](#)

CONSTRUCTION LABORERS GROUP 1/FLAG PERSON FOR TRAFFIC CONTROL

Wage	Benefit
\$21.58	\$9.22

Zone Pay:
0-30 mi. free zone
>30-60 mi. base pay + \$3.05/hr.
>60 mi. base pay + \$4.85/hr.

[↑ Back to Table of Contents](#)

CONSTRUCTION LABORERS GROUP 2

Wage	Benefit
\$24.40	\$9.22

Zone Pay:
0-30 mi. free zone
>30-60 mi. base pay + \$3.05/hr.
>60 mi. base pay + \$4.85/hr.

This group includes but is not limited to:

General Labor; Asbestos Removal; Burning Bar; Bucket Man; Carpenter Tender; Caisson Worker; Cement Mason Tender; Cement Handler (dry); Chuck Tender; Choker Setter; Concrete Worker; Curb Machine-lay Down; Crusher and Batch Worker; Heater Tender; Fence Erector; Landscape Laborer; Landscaper; Lawn Sprinkler Installer; Pipe Wrapper; Pot Tender; Powderman Tender; Rail and Truck Loaders and Unloaders; Riprapper; Sign Erection; Guardrail and Jersey Rail; Spike Driver; Stake Jumper; Signalman; Tail Hoseman; Tool Checker and Houseman and Traffic Control Worker. See, Section S.

[↑ Back to Table of Contents](#)

CONSTRUCTION LABORERS GROUP 3

Wage	Benefit
\$24.54	\$9.22

This group includes but is not limited to:

Concrete Vibrator; Dumpman (Graderman); Equipment Handler; Geotextile and Liners; High-Pressure Nozzleman; Jackhammer (Pavement Breaker) Non-Riding Rollers; Pipelayer; Posthole Digger (Power); Power Driven Wheelbarrow; Rigger; Sandblaster; Sod Cutter-Power and Tamper.

Zone Pay:

0-30 mi. free zone
>30-60 mi. base pay + \$3.05/hr.
>60 mi. base pay + \$4.85/hr.

[↑ Back to Table of Contents](#)

CONSTRUCTION LABORERS GROUP 4

Wage	Benefit
\$25.26	\$9.22

This group includes but is not limited to:

Hod Carrier***; Water Well Laborer; Blaster; Wagon Driller; Asphalt Raker; Cutting Torch; Grade Setter; High-Scaler; Power Saws (Faller & Concrete); Powderman; Rock & Core Drill; Track or Truck Mounted Wagon Drill and Welder incl. Air Arc

Zone Pay:

0-30 mi. free zone
>30-60 mi. base pay + \$3.05/hr.
>60 mi. base pay + \$4.85/hr.

[↑ Back to Table of Contents](#)

DIVERS

	Wage	Benefit
Stand-By	\$38.76	\$16.40
Diving	\$77.52	\$16.40

Depth Pay (Surface Diving)

0-20 ft.	free zone
>20-100 ft.	\$2.00 per ft.
>100-150 ft.	\$3.00 per ft.
>150-220 ft.	\$4.00 per ft.
>220 ft.	\$5.00 per ft.

Diving In Enclosures

0-25 ft.	free zone
>25-300 ft.	\$1.00 per ft.

Zone Pay:

0-30 mi. free zone
>30-60 mi. base pay + \$4.00/hr.
>60 mi. base pay + \$6.00/hr.

[↑ Back to Table of Contents](#)

DIVER TENDERS

Wage	Benefit
\$37.76	\$16.40

The tender shall receive 2 hours at the straight time pay rate per shift for dressing and/or undressing a Diver when work is done under hyperbaric conditions.

Zone Pay:

0-30 mi. free zone
>30-60 mi. base pay + \$4.00/hr.
>60 mi. base pay + \$6.00/hr.

[↑ Back to Table of Contents](#)

ELECTRICIANS

Wage	Benefit
\$34.08	\$14.59

Travel:

No mileage due when traveling in employer's vehicle.

The following travel allowance is applicable when traveling in employee's vehicle:

0-18 mi. free zone
>18-60 mi. federal mileage rate/mi.
>60 mi. \$75.00/day

[↑ Back to Table of Contents](#)

HEATING AND AIR CONDITIONING

Wage	Benefit
\$29.62	\$18.00

Duties Include:

Testing and balancing, commissioning and retro-commissioning of all air-handling equipment and duct work.

Travel:

0-50 mi. free zone
>50 mi.

- \$0.25/mi. in employer vehicle.
- \$0.65/mi. in employee vehicle.

Per Diem:

\$70/day

[↑ Back to Table of Contents](#)

INSULATION WORKERS - MECHANICAL (HEAT AND FROST)

Wage \$36.67	Benefit \$19.47	Travel: 0-30 mi. free zone >30-40 mi. \$20.00/day >40-50 mi. \$30.00/day >50-60 mi. \$40.00/day >60 mi. \$45.00/day plus <ul style="list-style-type: none">\$0.56/mi. if transportation is not provided.\$0.20/mi. if in company vehicle. >60 mi. \$86.00/day on jobs requiring an overnight stay plus <ul style="list-style-type: none">\$0.56/mi. if transportation is not provided.\$0.20/mi. if in company vehicle.
Duties Include: Insulate pipes, ductwork or other mechanical systems.		

[↑ Back to Table of Contents](#)

IRONWORKERS - STRUCTURAL STEEL AND REBAR PLACERS

Wage \$27.75	Benefit \$25.45	Travel: 0-45 mi. free zone >45-60 mi. \$40.00/day >60-100 mi. \$65.00/day >100 mi. \$85.00/day Special Provision: When the employer provides transportation, travel will not be paid. However, when an employee is required to travel over 70 miles one way, the employee may elect to receive the travel pay in lieu of the transportation.
Duties Include: Structural steel erection; assemble prefabricated metal buildings; cut, bend, tie, and place rebar; energy producing windmill type towers; metal bleacher seating; handrail fabrication and ornamental steel.		

[↑ Back to Table of Contents](#)

LINE CONSTRUCTION – EQUIPMENT OPERATORS

Wage \$35.04	Benefit \$14.58	Travel: No Free Zone \$60.00/day
Duties Include: All work on substations		

[↑ Back to Table of Contents](#)

LINE CONSTRUCTION – GROUNDMAN

Wage \$27.35	Benefit \$13.70	Travel: No Free Zone \$60.00/day
Duties Include: All work on substations		

[↑ Back to Table of Contents](#)

LINE CONSTRUCTION – LINEMAN

Wage	Benefit
\$45.74	\$15.89

Duties Include:

All work on substations

Travel:

No Free Zone
\$60.00/day

[↑ Back to Table of Contents](#)

MILLWRIGHTS

Wage	Benefit
\$33.00	\$13.07

Zone Pay:

0-30 mi. free zone
>30-60 mi. base pay + \$4.00/hr.
>60 mi. base pay + \$6.00/hr.

[↑ Back to Table of Contents](#)

PAINTERS

Wage	Benefit
\$26.08	\$16.17

Travel:

No mileage due when traveling in employer's vehicle.

The following travel allowance is applicable when traveling in employee's vehicle:

No free zone.
\$0.60/mi.

Per Diem:

\$80.00/day

[↑ Back to Table of Contents](#)

PILE BUCKS

Wage	Benefit
\$30.00	\$13.07

Duties Include:

Set up crane; set up hammer; weld tips on piles; set leads; insure piles are driven straight with the use of level or plum bob. Give direction to crane operator as to speed, and direction of swing. Cut piles to grade.

Zone Pay:

0-30 mi. free zone
>30-60 mi. base pay + \$4.00/hr.
>60 mi. base pay + \$6.00/hr.

[↑ Back to Table of Contents](#)

PLUMBERS, PIPEFITTERS, AND STEAMFITTERS

Wage	Benefit
\$35.66	\$18.36

Duties Include:

Assemble, install, alter, and repair pipe-lines or pipe systems that carry water, steam, air, other liquids or gases. Testing of piping systems, commissioning and retro-commissioning. Workers in this occupation may also install heating and cooling equipment and mechanical control systems. See, Section S.

Travel:

0-70 free zone
>70 mi.

- On jobs when employees do not work consecutive days: \$0.55/mi. if employer doesn't provide transportation. Not to exceed two trips.
- On jobs when employees work any number of consecutive days: \$100.00/day.

[↑ Back to Table of Contents](#)

SHEET METAL WORKERS

Wage	Benefit
\$29.62	\$18.00

Duties Include:

Testing and balancing, commissioning and retro-commissioning of all air-handling equipment and duct work. Manufacture, fabrication, assembling, installation, dismantling, and alteration of all HVAC systems, air conveyer systems, and exhaust systems. All lagging over insulation and all duct lining.

Travel:

0-50 mi. free zone
>50 mi.

- \$0.25/mi. in employer vehicle
- \$0.65/mi. in employee vehicle

Per Diem:

\$70.00/day

[↑ Back to Table of Contents](#)

SOLAR PHOTOVOLTAIC INSTALLERS

Wage	Benefit
\$33.58	\$14.56

Travel:

No mileage due when traveling in employer's vehicle.

The following travel allowance is applicable when traveling in employee's vehicle:

0-08 mi. free zone
>08-50 mi. federal mileage rate/mi. in excess of the free zone.
>50 mi. \$66.00/day

[↑ Back to Table of Contents](#)

TRUCK DRIVERS

Pilot Car Driver

No Rate Established

	Wage	Benefit
Truck Driver	\$28.88	\$9.37

Group 2:

Combination Truck and Concrete Mixer and Transit Mixer; Dry Batch Trucks; Distributor Driver; Dumpman; Dump Trucks and similar equipment; Dumpster; Flat Trucks; Lumber Carriers; Lowboys; Pickup; Powder Truck Driver; Power Boom; Serviceman; Service Truck/Fuel Truck/Tireperson; Truck Mechanic; Trucks with Power Equipment; Warehouseman, Partsman, Cardex and Warehouse Expeditor; Water Trucks.

Zone Pay:

All Districts

0-30 mi. free zone

>30-60 mi. base pay + \$3.05/hr.

>60 mi. base pay + \$.485/hr.

[↑ Back to Table of Contents](#)



City of Missoula, Montana
Item to be Referred to City Council Committee

Committee: Public Works

Item: 2019 Missoula Travel Demand Model Update

Date: August 8, 2019

Sponsor(s): Aaron Wilson

Prepared by: David Gray, Transportation Planner III

Ward(s) Affected:

<input type="checkbox"/> Ward 1	<input type="checkbox"/> Ward 4
<input type="checkbox"/> Ward 2	<input type="checkbox"/> Ward 5
<input type="checkbox"/> Ward 3	<input type="checkbox"/> Ward 6
<input checked="" type="checkbox"/> All Wards	<input type="checkbox"/> N/A

Action Required:

Approve contract on behalf of the Metropolitan Planning Organization (MPO) with LSA Associates, Inc. (LSA) for an expenditure of \$87,957 including a 10% contingency, from MPO Metropolitan Planning (PL) funds to conduct the 2019 Missoula Travel Demand Model Update.

Recommended Motion(s):

I move the City Council: Approve and authorize the Mayor to sign a contract with LSA in the amount of \$87,957 for the Missoula Metropolitan Planning Organization (MPO) 2019 Missoula Travel Demand Model Update.

Timeline:

Referral to committee:	August 12, 2019
Committee discussion:	August 14, 2019
Council action (or sets hearing):	Click or tap here to enter text.
Public Hearing:	Click or tap here to enter text.
Deadline:	Click or tap here to enter text.

Background and Alternatives Explored:

The MPO desires to enter into an Agreement with LSA to update the current travel demand model in preparation for the 2020 Long Range Transportation Plan Update.

Financial Implications:

None to the City of Missoula. MPO Metropolitan Planning (PL) grant funds will pay for the entire project. MPO programs are already budgeted through Element 304 of the 2019 Unified Plan Work Program (UPWP), approved by the Transportation Policy Coordinating Committee (TPCC) on June 18, 2019.

Links to external websites:

AGREEMENT
Professional Services for 2019 Missoula Travel
Demand Model Update
CFDA 20.205 HIGHWAY PLANNING AND
CONSTRUCTION (Federal-Aid Highway
Program)
Awarded by FHWA FFY 2019
FAIN 300Z4500057

This Agreement made and entered into this _____ day of _____ 2019, by and between the **City of Missoula** on behalf of the **Missoula Metropolitan Planning Organization**, 435 Ryman Street, Missoula, Montana 59802, (hereinafter called MPO) and **LSA Associates, Inc**, 1500 Iowa Avenue Suite 200, Riverside, California 92507 (herein after called LSA).

PRELIMINARY STATEMENT

The MPO desires to enter into an Agreement with LSA to update the Missoula travel demand model in preparation for the 2020 Missoula Long Range Transportation Plan Update.

- I. Independent Contractor It is understood by the parties hereto that LSA is an independent contractor and that neither its principals nor its employees are employees of MPO for purposes of income tax, retirement system, or social security (FICA) withholding.
- II. Provision of Professional Services MPO hereby agrees to retain the professional services of LSA pursuant to the terms and provisions of this Agreement, and LSA agrees to perform the professional services identified pursuant to the terms and provisions of this Agreement in a competent, professional, and acceptable manner. Services shall be as described within the letter entitled "Scope of Services and Unit Cost", attached hereto as "Exhibit A".
- III. Payment for Services Payment for services shall be cost plus fixed fee at the rates listed in Exhibit A to this Agreement. The sum of all services shall not exceed the estimated total cost of services listed on Exhibit A herein as up to seventy nine thousand nine hundred fifty seven dollars (\$79,957) with an additional 10%, or eight thousand (\$8,000), in contingency funds, for a total of eighty seven thousand nine hundred fifty seven dollars (\$87,957), without prior written approval from the MPO.
 - A. Basic Services For services listed in Exhibit A attached hereto, the MPO shall pay LSA monthly based on actual work performed and actual costs detailed within invoices in a form approved by MPO.
 - B. Contingency Services As stated in Section III, an additional 10%, or \$8,000, in contingency funds may be provided under the contract, in the event that additional resources or time are necessary to complete the services described in Exhibit A or new services are required that were not included in Exhibit A. Use of contingency funds by

LSA must be authorized in writing by MPO and the Mayor in advance of LSA incurring expenses to be paid by MPO. If authorized, written approval by MPO of such services shall detail actual services, documentation, and schedules required for work completion.

The MPO shall pay LSA for authorized contingency services based on invoices indicating hours worked pursuant to LSA's hourly rates costs listed in Exhibit A hereto and materials costs or as negotiated and mutually agreed upon in writing.

- C. Extra Services Extra services in addition to Basic Services and Contingency Services by LSA must be authorized in writing by MPO and Mayor and approved by City Council in advance of LSA incurring expenses to be paid by MPO. If authorized, written approval by MPO of such services shall detail actual services, documentation, and schedules required for work completion.

The MPO shall pay LSA for authorized extra services based on invoices indicating hours worked pursuant to LSA's costs listed in Exhibit A hereto and materials costs or as negotiated and mutually agreed upon in writing.

- IV. Liaison The MPO's designated liaison with LSA is David Gray. LSA's designated liaison with the MPO is Mike Trotta. All payments made to LSA shall be sent to:

LSA Associates, Inc.
20 Executive Park, Suite 200
Irvine, California 92614

- V. Information The MPO agrees to provide LSA with all available information pertinent to the project and to perform the following services:

- A. Give thorough consideration to all reports, estimates, exhibits, proposals, and other documents presented by LSA and shall inform LSA of all decisions within a reasonable time.
- B. Provide rooms for all of the meetings necessary as a part of the project, provide notice to TTAC/TPCC/City of Missoula and any necessary stakeholders of upcoming meetings, receive and act upon all protests and requirements in the development of the Project and pay all costs incidental thereto.

- VI. The MPO and LSA further agree to the following conditions:

- A. Conflict of Interest LSA covenants that it presently has no interest and will not acquire any interest, direct or indirect, which would conflict in any manner or degree with the performance of its services hereunder. LSA further covenants that, in performing this Agreement, it will employ no person who has any such interest during the term of this Agreement.

B. Modification and Waiver This Agreement may not be modified, altered, or changed except pursuant to a written agreement signed by the parties hereto. A waiver of any term or condition of this Agreement or of any breach of this Agreement shall not be deemed a waiver of any other term or condition of this Agreement or any part hereof or of any later breach of the Agreement. Any modification or waiver must be in writing.

C. Termination of Agreement This Agreement may be terminated as follows:

1. If, at any time before the date of completion, one of the parties determines that the other party has failed to comply with any of the terms and conditions of this Agreement, the aggrieved party may give notice, in writing, to the defaulting party of any deficiencies claimed. The notice will be sufficient for all purposes if it describes the default in general terms. If the defaulting party fails to cure and correct all defaults claimed within a reasonable period to be specified in the notice, the aggrieved may, with no further notice, declare this Agreement to be terminated in whole or in part.
2. If LSA is the defaulting party, it will thereafter be entitled to receive payment for those services satisfactorily performed to the date of termination less the amount of reasonable damages suffered by the MPO or City of Missoula by reason of LSA's failure to comply with the Agreement's terms and conditions.
3. If the MPO is the defaulting party it will pay LSA for those services performed in a satisfactory manner and accepted to the date of the termination.
4. If LSA is the defaulting party, the MPO may withhold any payments to LSA for purposes of setoff until the exact amount of damages due the MPO or City of Missoula from LSA is determined and reconciled.
5. The MPO shall be entitled to all work items performed satisfactorily or in progress pertaining to this Agreement pursuant to any termination.

D. Non-Discrimination LSA agrees that any and all hiring by them related to this Agreement shall be on the basis of merit and qualification and there shall be no discrimination in employment on the basis of race, ancestry, color, physical or mental disability, religion, national origin, sex, age, marital or familial status, creed, ex-offender status, physical condition, political belief, public assistance status or sexual orientation, gender identity or expression, except where these criteria are reasonable bona fide occupational qualifications.

Additionally, Contractors, subcontractors, sub grantees, and other firms doing business with the City of Missoula must be in compliance with the City of Missoula's Non-Discrimination Policy and Affirmative Action Plan, as well as Title 49 Montana Codes Annotated, entitled "Human Rights" or forfeit the right to continue such business A copy

of the City's and MPO's Non-Discrimination and Affirmative Action Policy is attached and incorporated hereto as "Exhibit B" and "Exhibit C", respectively.

- E. Ownership and Publication of Materials All reports, information, websites, social media content, data and other materials prepared by LSA pursuant to this Agreement are the property of the MPO and the City of Missoula which shall have the exclusive and unrestricted authority to release, publish or otherwise use, in whole or part, information relating hereto. No material produced in whole or in part under this Agreement may be copyrighted or patented in the United States or in any other country without the prior written approval of the MPO or City of Missoula. Any reuse by the MPO or the City of Missoula on other projects not contemplated under this Agreement shall be at their sole risk, without legal liability to LSA.
- F. Reports and Information LSA will maintain accounts and records, including personnel, property and financial records, adequate to identify and account for all costs pertaining to this Agreement and such other records as may be deemed necessary by the MPO to assure proper accounting for all project funds. These records will be made available for audit purposes to the MPO, the City of Missoula, and their authorized representatives, and will be retained for three years after receipt of final payment for the services rendered under this Agreement unless permission to destroy them is granted by the MPO of the City of Missoula. LSA's records relating to this Agreement will be available during normal business hours for inspection by the MPO, City of Missoula and their authorized representatives. Additionally, LSA hereby certifies that it will comply with City of Missoula, State of Montana, and MPO requirements regarding retention of and access to public records, including all information and data provided by the public through various means, including web and social media-based records.
- H. Legal Venue This Agreement will be construed under and governed by the laws of the State of Montana. In the event of litigation concerning it, venue is the Fourth Judicial District in and for the County of Missoula, State of Montana.
- I. Accreditation and Eligibility LSA hereby certifies that work on each part of the services performed pursuant to this Agreement and any Addenda or approved Extra Services shall be performed by or under the direct supervision of personnel currently accredited or licensed to perform such work in the State of Montana when a license or accreditation is necessary or appropriate.
- J. Workers Compensation Insurance LSA hereby certifies that pursuant to Section 39-71-401, MCA, LSA has obtained and will maintain at its expense for the duration of this Contract, coverage in a Workers' Compensation insurance program with either the State of Montana, a private insurance carrier, or an approved self-insurance plan in accordance with Montana State law for its principals and employees for the services to be performed hereunder and that the MPO has no liability for LSA's workers' compensation insurance claims.
- K. Liability Insurance and Errors and Omissions Insurance LSA hereby certifies that it

has and shall maintain during the time period of this Agreement, liability insurance in the minimum amount of \$750,000 per claim and \$1,500,000 aggregate/total includes liability for accidents occurring during service delivery or at the services delivery site that are attributable to LSA or its agents' conduct.

LSA shall maintain Professional Errors and Omissions Insurance in the minimum amount of \$1,000,000 per claim.

- L. Previous Agreements This Agreement constitutes the entire understanding of the parties and is intended as a final expression of their agreement and a complete statement of the terms thereof. There are no promises, terms, conditions, or obligations, other than contained herein. This Agreement shall supersede all previous communications, representations, or agreements, either oral or written, between the parties.
- M. Binding Effect This Agreement and all of the covenants hereof shall inure to the benefit of and be binding upon the MPO and LSA respectively and their partners, successors, assigns and legal representatives. Neither the MPO nor LSA shall have the right to assign, transfer or sublet his interest or obligations hereunder without written consent of the other party.
- N. Indemnification LSA shall indemnify, defend, and hold the MPO and City of Missoula and their officers and employees harmless from and shall process and defend at its own expense all claims, demands, or suits at law or equity arising in whole or in part from LSA's negligence or breach of any of its obligations under this Agreement. Nothing herein shall require LSA to indemnify the MPO against and hold harmless the MPO from claims, demands or suits based solely upon the conduct of the MPO, their agents, officers and employees and provided further that if the claims or suits are caused by or result from the concurrent negligence.
- O. Severability If a part of this Agreement is invalid, all valid parts that are severable from the invalid part remain in effect. If a part of this Agreement is invalid in one or more of its applications, the part remains in effect in all valid applications that are severable from the invalid applications.
- P. Copies of Agreement. This Agreement is executed in two original copies. Each of the parties hereto will be provided with one such original copy.

IN WITNESS WHEREOF, the parties have hereunto set their hands and seals on the day and year first hereinabove written.

LSA Associates, Inc.:

MAYOR:

**On behalf of the Missoula Metropolitan
Planning Organization**

Mike Trotta, CEO

John Engen, Mayor

Attest for MPO:

Marty Rehbein, CMC, City Clerk

Approved as to Form for MPO

Jim Nugent, City Attorney

STATE OF CALIFORNIA)

) ss.

County of Riverside)

On this _____ day of _____, 2019, before me the undersigned, a Notary Public

for the State of California, personally _____
appeared

known to me

personally (or proved to me on the basis of satisfactory evidence) to be the person whose name is
subscribed to the within instrument and acknowledged to me that he executed the same.

IN WITNESS WHEREOF, I have hereunto set my hand and affixed my Notarial Seal, the day and year first above written.

(Seal)

(Signature)

(Print Name)

Notary Public for the State of California

Residing at _____, California

EXHIBIT A

Scope of Services and Unit Cost

As outlined in the RFP, LSA has prepared the following scope of work to assist the Missoula MPO with the model update.

Scope of Work

Task 1.0: Project Management

Tasks 1.1 and 1.2: Project Initiation and Meetings

LSA understands that the success of the project depends on the skill and commitment of the people working together, including the MPO staff, the member agencies, and the LSA team. Therefore, the model update will require close coordination among the MPO, its member agencies, and LSA staff. This coordination will begin with a kick-off meeting at the outset of work and will continue through regularly scheduled monthly coordination meetings (approximately 4-5 meetings).

Additional informal coordination also will occur as needed to facilitate project progress. These meetings will not only serve as a channel to update the MPO and member agencies on the progress of the project but also to jointly resolve any modeling issues that may arise during the course of the project. The MPO may cancel these meetings when they are not necessary.

LSA will schedule up to two in-person meetings for the project kick-off meeting and presentation of the final model along with a one-day training session. For the remaining coordination meetings, LSA will use web conferencing technologies and conference calls to conduct these meetings. LSA will also provide a monthly progress report, along with each invoice, that summarizes the work performed and key deliverables during the previous month. A detailed agency participation program has been included in the next section.

Task 2.0: Model Input Updates

Task 2.1: Traffic Analysis Zone (TAZ) Updates

The Missoula Model currently has 4,059 internal zones and 7 external zones. The TAZ structure for the Missoula Model is identical to the 2010 Census Blocks. Currently, LSA does not propose any TAZ splits or modifications unless desired/requested by the MPO. TAZ splits or boundary modifications may be appropriate due to proposed future developments or future roadway alignments. Zone boundaries will also be coordinated with the local jurisdictional boundaries to allow accurate subarea reporting.

Model inputs such as roadway network, socioeconomic data, and other input variables will be appropriately addressed for the zone disaggregation.



Task 2.2: Socioeconomic Data Updates

The Missoula Model uses households with household size and income to develop trip productions and six employment types to develop trip attractions. LSA proposes to retain the household attributes (income and household size) and employment types from the existing model. Existing household attributes and employment types from the existing model provide a good balance between providing sensitivity in the model for these variables and the resources that it would take to forecast these household variables and employment by type for long term.

The travel model is calibrated and validated to existing conditions; this is referred to as the base year for the model. The existing base year for the Missoula Model is 2014. Based on our recent discussions, it was decided to update the base year of the model to 2018. Socioeconomic data attributes will be developed along with the compilation of traffic counts for the base year.

The Missoula Model consists of two counties Missoula County and Ravalli County. Due to the differences in data availability, different approaches were used for each County to develop base and forecast model datasets during previous model updates. A similar approach will be used during this update as well.

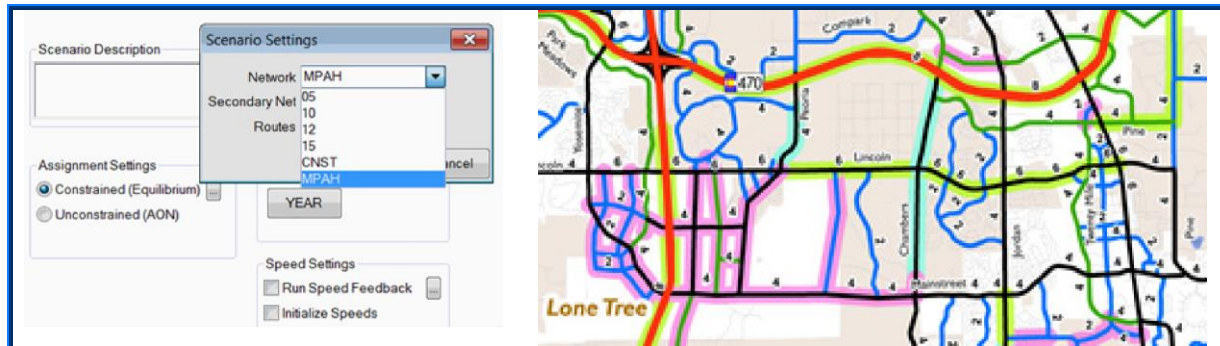
For Missoula County, LSA will develop 2018 household data by adding building permit/entitled lot information from 2014–2018 to existing 2014 households at the TAZ level. If detailed address information is available from the building permit data, it will be geocoded and aggregated to TAZs. However, if permit data are available at a more aggregate level, household growth will be allocated to appropriate TAZs based on the existing 2045 forecast trends and in consultation with MPO staff. Household growth information for Ravalli County will be based on American Community Survey (ACS) data in case building permit information is not available. Household growth for Ravalli County will be proportionally allocated to TAZs based on existing 2045 forecast information. Household data will be reviewed for reasonableness by comparing the control totals with latest ACS data, reviewing growth rates from 2014 at regional and TAZ levels, etc. In case of significant differences between the new base year model data and census data, LSA will coordinate with the MPO to resolve the differences. If the differences between the updated model data and Census are minor, then the model data may be adjusted to reflect Census data control totals at a County level. LSA will propose the appropriate methodology for the control total adjustment and will update the household data with MPO approval.

Employment data for both counties were provided by the MPO during the previous model updates (2014 and 2010). The data were provided in GIS format and contained North American Industry Classification System (NAICS) code. NAICS code was helpful in the classification of the employment into model employment categories whereas GIS format was used to aggregate the employment into the updated TAZ system. Employment data, in GIS format, for the base year (2018) will be provided by the MPO along with the NAICS codes. LSA will distribute the employment into six model employment categories using NAICS code and aggregate it to the new TAZ system. TAZs with unreasonable growth or losses in employment will be identified and reviewed closely with the help of the MPO. LSA will review the updated data for reasonableness using household/employment ratio, growth rates from 2014, and compare the data against data from Bureau of Labor Statistics (BLS).

Miscellaneous TAZ data, such as area types and jurisdictional boundary definitions, will be adjusted appropriately. The roadway network will also be updated to be consistent with the miscellaneous TAZ changes identified in the above task.

The University of Montana is identified as a special generator in the travel model. Special generator values will be adjusted to 2018 based on household growth in the region and latest student enrollment information available from the university.

Task 2.3: Roadway Network Updates



The roadway network updates will focus primarily on changes that have occurred since the previous model's base year, 2014. The network will be reviewed for accuracy, connectivity, and consistency.

LSA will obtain the list of roadway improvements constructed since 2014 and will update the network accordingly. Previous Transportation Improvement Programs (TIPs) will be reviewed and any capacity improvements will be identified and included in the updated network. Network maps identifying those improvements will be provided for the MPO's review. Capacity improvements identified in the previous fiscally constrained plan will be reviewed and included in 2018 network if any of those improvements have been constructed. Roadway network will also be kept consistent with any TAZ modifications and transit route system updates.

Updates to the roadway network will also include coding of latest 2018 traffic counts onto the network for validation purposes. LSA will obtain the traffic counts from the MPO and also gather any count data from other sources if available. Count data will be geocoded and then tagged onto the roadway network. Count data will be plotted on a network map and reviewed for consistency and reasonability. Links with 2010, 2014, and 2018 counts will be used to estimate the traffic growth rates and will be helpful in the count review process. Review of the count data will also include verification that the model network and screenlines are sufficiently covered for validation. For screen line locations where new count data are not available, growth rates from traffic counts or socioeconomic data will be used to adjust 2014 counts. A similar approach may be used to adjust counts in Ravalli County in case 2018 counts are not available.

Counts at the external stations will be reviewed and updated appropriately as well. This will also include modification of Internal/External (IE) trips and External-External (EE) trips accordingly.

Transit Network Changes. The Missoula Model is a mode-choice model and therefore requires update of the transit route system as well. Although transit network changes are assumed to be minimal, Missoula's transit network will be reviewed for consistency with Mountain Line route information. Route headways and alignments will be updated with any changes in Mountain Line's schedule and routes.

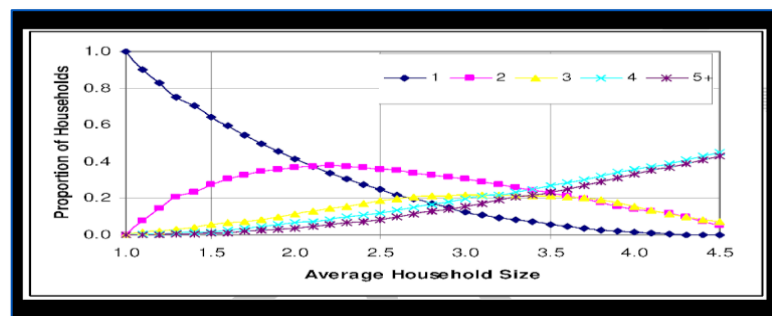
Bicycle/Pedestrian Count Data and Network Update. The Missoula MPO Model roadway network includes attributes that describe the presence and quality of non-motorized facilities on roadway links within the MPO. Bicycle and pedestrian counts will be updated based on the latest data provided by the MPO. These counts will be manually entered on the network and checks similar to traffic counts will be performed as a part of the review process. Improvements to the bicycle and pedestrian network, such as addition of new facilities and changes in alignments, will be coded in the model network. Non-motorized counts will be used in the recalibration of the mode-choice coefficients and constants. These counts and the trip information provide validation data that ensure non-motorized trips are modeled with reasonable lengths and in the correct locations.

Task 3.0: Model Update

Task 3.1: Trip Generation

The household variables (household size and income) used in the current model provide sufficient detail to capture the trip-making differences among different types of households. Similarly, the six employment categories in the model provide ample sensitivity to the model trip generation.

Bivariate household variables, household size, and household income used in the existing model were based on the 2010 Census. LSA will explore the latest



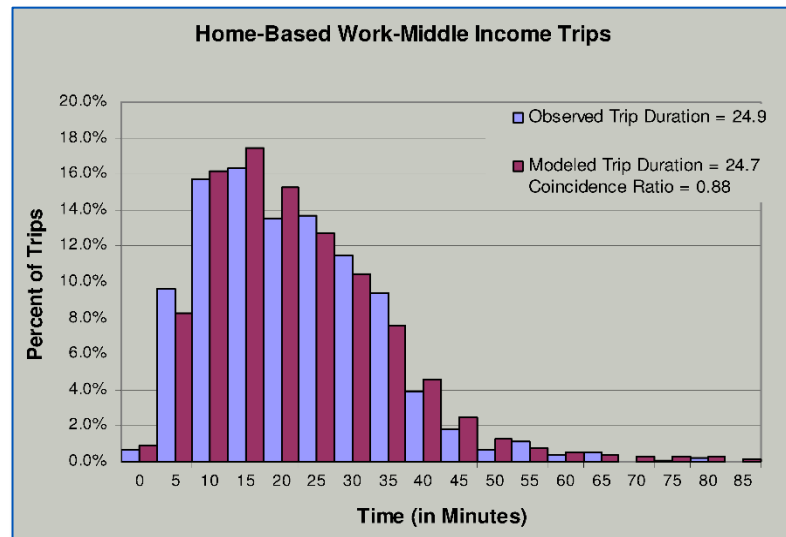
available ACS data and will consider update of the bivariate variables, if the data are deemed sufficient to do so. Regional bivariate distributions by household size and income will also be considered for update using latest available Public Use Microdata Sample (PUMS) data.

The 2017 National Household Travel Survey (NHTS) was recently released and LSA has experience in the analysis of previous NHTS datasets and household travel surveys for multiple travel model updates. Trip rates from the existing model will be compared with the latest datasets available and any necessary changes will be included in the update after the MPO's review.

External station traffic counts will be updated to the new base year. No changes are proposed to methodology for external trips other than a simple update of the counts. IE trip splits and EE trip interchanges between external stations are not proposed for any modification.

Task 3.2: Trip Distribution

Generally, trip distribution tends to be among the weaker components in a travel demand model system. Household travel surveys are invaluable for understanding individual and sub-group travel behaviors. However, due to lack of regional household travel surveys, previous model development and update efforts relied heavily on Census Transportation Planning Package (CTPP) data for trip



distribution calibration. CTPP data are invaluable in the regions where household travel data are unavailable but are limited in the amount of detail. With the latest technological advancements, various other sources of data, such as cell phone triangulation data and mobile app-based GPS data, is commercially available and can provide valuable insights into trip distribution patterns for the region.

For this project, LSA strongly recommends obtaining new GPS-based Origin-Destination (O-D) data for calibration of trip distribution. LSA understands that this is an expensive endeavor, but lack of regional household travel survey data limits the number of region-specific data sources that can be used in the travel model calibration and validation. The O-D data will provide detailed trip information specific to the Missoula region, which will help in a better calibration and validation of a travel model. Since these are commercially available data, there is a cost associated with the purchase of these data, which has been included as additional cost in this proposal.

The cost of this dataset depends on the number of TAZs in the model and amount of detail needed in terms of time periods of the day, trip purpose, etc. The Missoula Travel Model has 4,059 zones, which would increase the cost significantly; therefore, LSA proposes to obtain the data for an aggregated zone structure/district level. LSA will work with the MPO in defining the zone aggregations that would sufficiently capture the trip patterns in the region. The trip distribution calibration will be conducted at an aggregate zonal/district level. However, the updated zonal structure of approximately 4,000 zones will still be retained in the travel model.

The dataset will include a 24-hour trip table by trip purpose, at a minimum, for the modeling region. LSA will identify the time period to pull the O-D trips (either spring or fall 2018) for the model base year. Midweek data will be pulled to represent the typical travel conditions. LSA will review the data for reasonableness at an aggregate level and compare with Census data. An initial cost range to obtain these data is included in the cost proposal as an optional line item.

Trip length distributions will be calibrated using observed trip table (O-D data) and model skims. Friction

factors from the existing model will be used as a starting point and modified to match the new observed trip length distribution targets from the O-D data. Since CTPP data were only available for the home-base work trips, friction factors for other trip purposes were calibrated using a pivot point analysis during previous model calibrations. However, with the availability of observed spatially located GPS trip data by purpose, other trip purposes can be calibrated directly to the observed data.

Task 3.3: Mode Choice

The Missoula Model includes a mode choice component that separates the person trip tables into the drive alone, shared ride (i.e., carpool), transit (walk access and drive access), and non-motorized (bicycle and walk) modes. Information about transit routes and the quality of bicycle and pedestrian facilities provides important input to the mode choice model. The mode choice model also considers trip lengths produced by the gravity model, resulting in sensitivity to higher density and mixed-use areas. Such areas will produce shorter trips that are more likely to be made using non-motorized modes.

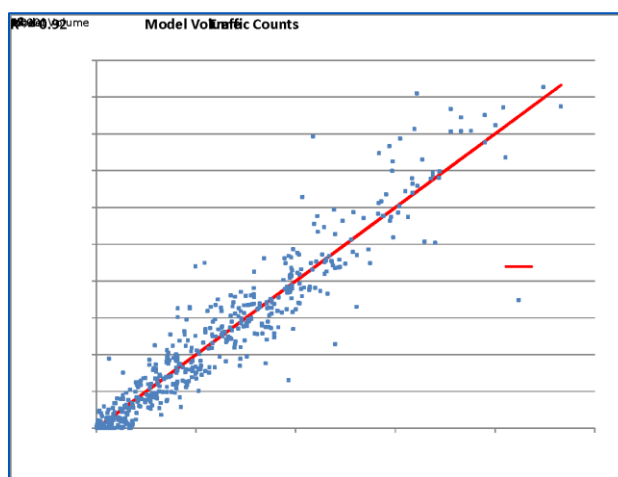
The Missoula Model mode choice is a nested logit model and no modifications will be conducted to the structure of this model. The 2010 Missoula mode choice component was calibrated to reproduce observed mode shares. The observed mode share for transit is based on the number of boardings from Mountain Line's Automatic Passenger Counts (APC) data whereas the non-motorized shares were obtained from the 2000 CTPP. No observed data or data from the Census were available during the 2014 model update; however, 2010 CTPP data are available now and the CTPP data for 2012–2016 was released toward the end of 2018. LSA will review these two CTPP datasets to develop the mode share targets for the home-based work trips in the model as CTPP data are only available for work trips. Pivot point analysis similar to previous model updates will be conducted to develop mode share targets for the other trip purposes in the model.

The 2018 average daily transit boarding will be obtained from Mountain Line and will be used for the transit mode share calibration. The percentage distribution of transit trips by trip purpose will be based on latest CTPP data and distributions in the 2014 and 2010 models.

LSA anticipates modifications to alternative specific constants during the mode choice calibration. Other attributes such as mode choice coefficients, value of times, and any of the cost variables will be reviewed and updated accordingly during the calibration effort.

Task 3.4: Time of Day

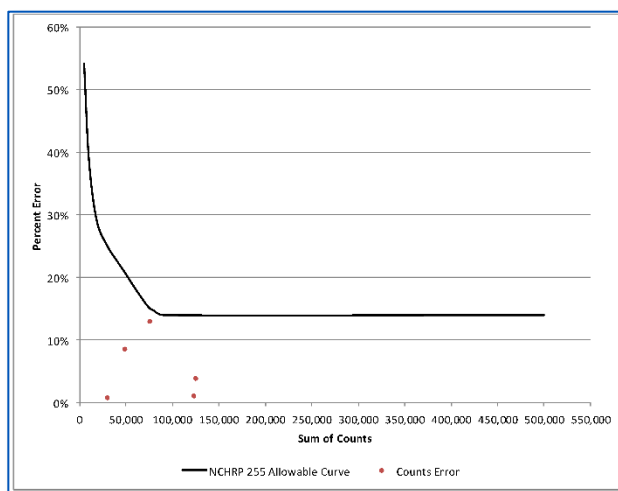
The Missoula Model includes a time of day component where the vehicle trip tables are distributed into a.m. peak, p.m. peak, and off-peak periods. The time of day factors, during 2010 model development, were developed using the traffic count that was available at that time. No changes to the time



of day factors were deemed necessary during the 2014 model update. LSA will review the available count data and will develop time of day factors if sufficient hourly traffic counts are available. In case detailed count data are unavailable, LSA will keep the time of day factors consistent with the existing model.

Task 3.5: Validation

Model validation occurs throughout the model update process. It begins with the verification of the trip rates and continues forward to trip length analysis, mode analysis, and traffic assignment. LSA will monitor model calibration and reasonableness measures throughout the model update process and include such measures in the documentation. Model validation will focus primarily on the model's ability to match observed traffic count data but also will include comparisons of model parameters and statistics to generally accepted guidelines (*Travel Model Validation & Reasonableness Checking Manual*, 2nd Edition). Several validation metrics used to quantify differences between modeled and observed volumes include volume-to-count ratio, the correlation coefficient, percent root mean square error, etc.



During the model validation process, LSA expects to make changes to any of the four individual model steps (trip generation, trip distribution, mode split, and assignment) as needed to better model existing conditions. In doing so, LSA will monitor calibration of each step to ensure that metrics such as average trip rates, trip lengths, and mode shares remain within adopted thresholds.

Task 3.6: Validation Workshops

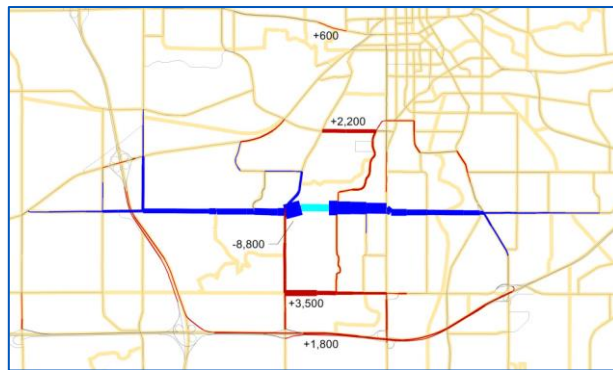
LSA proposes a validation workshop for the MPO during the model validation task to increase MPO staff involvement with the process and also to improve its confidence in using the model. The workshop will be combined with the last monthly coordination meeting with MPO staff.

In this workshop, MPO staff will work directly with LSA to review the model results and investigate issue areas. Adjustments will be made in real time to determine the most appropriate changes. The workshop serves an important purpose in learning from local experts who can provide valuable insight into the validation process. In addition, the validation workshop helps participants vested in model's success, improving confidence in the model's ability to provide useful information. The workshop will be conducted using web-based technology like WebEx.

Task 3.7: Sensitivity Tests

A key component of the validation process is sensitivity testing. Sensitivity testing will be applied to both base year and future year scenarios. Sensitivity testing can be performed by applying the model using

alternative demographic, socioeconomic, or transportation supply to determine the plausibility of the resulting travel forecasts. The sensitivity of the model to the specific variable being manipulated can therefore be estimated by comparing the results of the alternative run to the base run. The types of model inputs that might be manipulated during sensitivity testing could include the following:



- Land Use/Socioeconomic Inputs: Examples (which may be region-wide or area-specific) might include increases in population or employment or changes in income levels.
- Highway Network: Examples may include changes to travel times or speeds or activation of roadway alternatives.

Sensitivity testing is a valuable tool for confirming that future changes to model input variables and assumptions result in predictable changes to future travel behavior. These variables include socioeconomic growth, land use policy, and planned changes to transportation facilities. This important step can also draw out any problems or inconsistencies in the model dataset and algorithms prior to application of the model for planning purposes. For purposes of this model update, up to seven sensitivity tests will be performed for each scenario.

Task 4.0: System Update

Task 4.1: Modeling System Update

LSA will update the model macros to use the latest scenario management system and to run in the current version of TransCAD 8.0, which now is in full release. As part of the model system update, LSA will work with the MPO to identify any specific changes that should be made to the model system and summary report.

Task 4.2: Automated Land Use Importer

One of the current difficulties that MPO staff is trying to resolve is keeping the social economic data (SED) and land use data updated simultaneously when land use changes occur within the MPO. When land use changes are made by other departments, they do not get reflected in the model SED and a discrepancy develops between model results and actual land use changes in the plan. It is a time-consuming and laborious process each time the MPO has to reflect those land use changes into appropriate model datasets. In order to address this issue, LSA proposes to develop an automated Excel-based land use importer for the travel model. This Excel spreadsheet will be a standalone utility that can assist the MPO in handling the conversion process seamlessly and with minimal effort. LSA envisions this utility to contain forecast land uses by TAZ, land use to socioeconomic data conversion factors, and model socioeconomic data outputs by TAZ. The user of the utility will be able to make changes to the TAZ land use quantities or land use types. The utility will also be flexible enough to handle any zone splits/TAZ changes. Updated socioeconomic datasets for the model will be automatically generated with the changes and can be imported into a user-specified model database.

As noted before, the land use from the MPO will be converted into model socioeconomic inputs. LSA will use generic conversion rates and conversion rates from other similar areas to convert the land use changes into socioeconomic datasets. The conversion factors will be included in the spreadsheet so that MPO staff can change the conversion factors easily, if needed. The changes to conversion rates might include modifications to existing conversion factors and addition of new categories, etc. However, LSA suggests standardizing these conversion factors for the MPO area.

Task 5.0: Forecast Data

Task 5.1: Forecast Socioeconomic Data

LSA has developed the 2045 forecast socioeconomic data set as part of previous LRTP update. LSA will update the previous analysis to develop the datasets for the horizon year (2050). LSA will review the historical growth rates to develop annual growth rates for households and employment separately for both the counties in the model. The annual growth rates will be used to estimate growth control totals by each county. Once the countywide control totals are developed, the growth will be allocated to the model TAZs. The household and employment growth will be allocated to TAZs using the same process that was used during previous updates.

Development of previous forecast socioeconomic datasets involved sophisticated land use capacity analysis for Missoula County and a simpler linear growth approach for Ravalli County. For Missoula County, LSA will conduct an update to the land use capacity analysis by district to develop horizon year households and employment by TAZ. However, for Ravalli County, the simple linear growth approach will be conducted for this update as well.

Growth rates, forecast jobs/housing ratio, and average household size etc., for the updated forecast year will be compared with the forecast data from the current model and also with areas of similar size and trip making characteristics. Any potential problems will be identified for discussion with the MPO. Once the socioeconomic data have been finalized, LSA will incorporate the new data into the travel model database. The assumptions and input data used for the process will be available for review by the MPO before its use in the model.

Task 5.2: Horizon Year Roadway Network

The input roadway network for the Missoula Model is a legacy format network, which allows multiple years and alternatives to be coded in one roadway network. As the roadway improvements from the current LRTP are included in the current legacy network, LSA will review the current Transportation Improvement Program (TIP) and any other studies available to identify roadway improvement projects to include in the forecast network. Improvements identified from this process will be coded onto the roadway network.

Task 6.0: Documentation

Throughout the course of the update, LSA will document the model update process as work is performed in a detailed manner. Documentation will be developed as brief technical memorandums for each step of the model component updates such as trip generation, trip distribution, mode choice, system update and development of forecast data. Therefore, LSA anticipates preparing 5 technical

memorandums documenting the progress during the model update process. The technical memorandums/sections will be provided to the MPO for review and individual sections will be integrated into a complete document. This document will be provided with the intention that a person with good understanding of the travel modeling process would be able to understand the model development and validation process. LSA will update the existing user's guide with any changes that are included in the updated user interface or with any changes in processes required to prepare and run the travel model scenarios.

Task 7.0: Training

LSA has provided a variety of modeling training sessions for different audiences, including modelers and non-modelers interested in using model data. However, given MPO's extensive experience with the model usage and processing the required outputs, LSA can conduct model training if the MPO desires to do so. LSA has included one full day of training as an optional task. If the MPO wants to conduct training for more than one day, the budget can be adjusted accordingly.

Task 8.0: On-Call Consultation and Support

Upon completion of the model update and training, LSA will provide MPO staff with on-call consultation and support on an as needed basis.

Budget

Even though most of the tasks are similar to a model development project, this update does not include the upfront setup and conversion costs for the model inputs, such as developing a legacy network, TAZ layer, and input database, as the core essence of the model created during the model development project will remain intact. Familiarity with TransCAD and especially with the MPO's modeling system also helps LSA to be efficient and effective by avoiding system learning time for this update.

LSA has included a line item in the budget for obtaining regional O-D data. LSA has adjusted its labor costs for the tasks to share some of the burden of the data costs and to make the overall budget within the available MPO budget. A detailed budget spreadsheet is included as Table A.

Schedule

As the model update has been divided into multiple tasks, the schedule for completion of each task will be finalized during the project initiation. Some of the tasks can only be completed upon availability of up-to-date input data (e.g., household and employment and traffic counts). LSA understands that the MPO desires to complete the model update by December 31, 2019. With project initiation in September 2019, the total project duration will be approximately 4 months. Project duration of 4 months is very compact. However, LSA developed a 4-month schedule with the hope that all data requests from the MPO and project partner agencies will be fulfilled with a quick turnaround. Similarly all the review and comment windows for the project deliverables will be very compact/narrow. A detailed project schedule is included as Table B.

AGENCY PARTICIPATION PROGRAM

Travel model development/update requires multiple data sources and close cooperation from various agencies. LSA will update and enhance the model in coordination with the MPO, MDT, the City and County of Missoula, and MUTD as requested in the RFP.

LSA will schedule and attend an in-person project kickoff meeting upon receiving the Notice to Proceed, which will include representatives from the above listed member agencies, and any additional members from the Transportation Technical Advisory Committee (TTAC) and Transportation Policy Coordinating Committee (TPCC). This will help establish an efficient and clear communication channels at the very outset of the project.

The purpose of the kickoff meeting with the MPO staff and the member agency representatives will be to review and confirm the work plan, schedule, and cost allocations; review the work plan elements; and to confirm the chain of communication and reporting. Data requests for the model update will also be made to appropriate agencies during this kickoff.

Subsequent to the kickoff meeting, LSA will schedule interim project update meetings to discuss about progress and obtain agency input. LSA will use the web conferencing technologies and conference calls to conduct these meetings. LSA will circulate proposed agendas and will record actions in subsequent minutes. Action items will be carried forward in an ongoing matrix of activity to chart and to monitor project development and delivery. The matrix will be updated after each meeting and submitted to the MPO Project Manager for review.

While these meetings will serve as a venue for LSA to solicit input/comments, they will also provide the project participants with an opportunity to present their feedback. LSA will factor participant concerns into the development of the model and provide documentation of input received and how that input was utilized in the model development.

During the project conclusion, LSA will provide a presentation of the model update to the project participants. LSA recommends that this presentation be scheduled at the same time the one-day model training session is conducted. This interactive session will help the project participants understand the final results in the model as well as receive hand-on training at the same time. Additionally, the simultaneous scheduling of both final model presentation and the hands-on training will be a cost saver for the project.

Table A - Budget

MMP1902.P Missoula Metropolitan Planning Division 2019 Missoula MPO Travel Demand Model Update		LSA						Total LSA Hours	Total LSA Fees
7/30/2019		Principal	Project Manager	Senior Transportation Engineer/Technical Specialist	Transportation Planner/Technical Staff	Transportation Engineer/Technical Specialist	Document Management		
Employee Name		Anthony L. Petros	Ambarish Mukherjee	Ravi Palakurthy	Debmalya Sinha	Kenneth Tan			
Hourly Rate (\$/hour)		\$74.08	\$59.50	\$50.00	\$31.35	\$30.06	\$35.10		
Overhead		196.98%							
Profit		10.00%							
Multiplier		3.2668							
100%	Weighted Average	\$253.20	\$203.37	\$170.90	\$107.15	\$102.74	\$119.97		
Task 1.0 Project Management									
1.1 and 1.2	Project Initiation and Meetings	2.00	10.00	9.00				21.00	\$4,078.11
Task 1.0 Project Management Subtotal		2.00	10.00	9.00	0.00	0.00	0.00	21.00	\$4,078.11
Task 2.0 Model Input Updates									
2.1	Traffic Analysis Zone (TAZ) Updates		1.00	2.00	4.00			7.00	\$973.76
2.2	Socioeconomic Data Updates		1.00	4.00	16.00	12.00		33.00	\$3,834.28
2.3	Roadway Network Updates		1.00	2.00	2.00	12.00		17.00	\$1,992.37
Task 2.0 Model Input Updates Subtotal		0.00	3.00	8.00	22.00	24.00	0.00	57.00	\$6,800.41
Task 3.0 Model Update									
3.1	Trip Generation			2.00	10.00	8.00		20.00	\$2,235.24
3.2	Trip Distribution		2.00	4.00	12.00	16.00		34.00	\$4,020.01
3.3	Mode Choice			2.00	10.00			12.00	\$1,413.31
3.4	Time of Day			1.00	1.00	4.00		6.00	\$689.02
3.5	Validation		2.00	2.00	18.00	16.00		38.00	\$4,321.13
3.6	Validation Workshops		4.00	2.00	10.00			16.00	\$2,226.77
3.7	Sensitivity Tests	2.00	2.00	4.00	24.00	16.00		48.00	\$5,812.22
Task 3.0 Model Update Subtotal		2.00	10.00	17.00	85.00	60.00	0.00	174.00	\$20,717.69
Task 4.0 System Update									
4.1	Modeling System Update		2.00	14.00				16.00	\$2,799.27
4.2	Automated Land Use Importer	2.00	2.00	32.00	24.00	12.00		72.00	\$10,186.33
Task 4.0 System Update Subtotal		2.00	4.00	46.00	24.00	12.00	0.00	88.00	\$12,985.59
Task 5.0 Forecast Data									
5.1	Forecast Socioeconomic Data	1.00	1.00	2.00	2.00	24.00		30.00	\$3,478.47
5.2	Horizon Year Roadway Network			2.00	18.00			21.00	\$2,473.88
Task 5.0 Forecast Data Subtotal		1.00	2.00	4.00	20.00	24.00	0.00	51.00	\$5,952.36
Task 6.0 Documentation									
6.0	Documentation	2.00	2.00	4.00	16.00	4.00	6.00	34.00	\$4,441.92
Task 6.0 Documentation Subtotal		2.00	2.00	4.00	16.00	4.00	6.00	34.00	\$4,441.92
Task 7.0 Training									
7.0	Training		8.00	2.00				10.00	\$1,968.72
Task 7.0 Training Subtotal		0.00	8.00	2.00	0.00	0.00	0.00	10.00	\$1,968.72
Task 8.0 On-Call Consultation and Support									
8.0	On-Call Consultation and Support		6.00	8.00				14.00	\$2,587.36
Task 8.0 On-Call Consultation and Support Subtotal		0.00	6.00	8.00	0.00	0.00	0.00	14.00	\$2,587.36
Subtotal Labor:		9.00	45.00	98.00	167.00	124.00	6.00	449.00	\$59,532.15
Sub Consultants (each Sub Consultant will be a separate Phase)									Total With Markup
(1) GPS based Origin-Destination Data									\$18,000.00
Subtotal Sub Consultants									\$18,000.00
Reimbursable Expenses									
Lodging/Meals									\$800.00
Mileage/Airfare									\$1,624.00
Subtotal Reimbursable Expenses									\$2,424.00
Total									\$79,956.15

Table B - Schedule

Tasks	Week	2019																	
		September				October				November				December					
		1	2	3	4	5	6	7	8	9	10	11	12	13	14	15	16	17	18
Tasks 1.1 and 1.2 <i>Project Initiation and Meetings</i>		★	★				★				★				★			★	
Task 2.1 <i>Traffic Analysis Zone (TAZ) Updates</i>																			
Task 2.2 <i>Socioeconomic Data Updates</i>																			
Task 2.3 <i>Roadway Network Updates</i>																			
Task 3.1 <i>Trip Generation</i>																			
Task 3.2 <i>Trip Distribution</i>																			
Task 3.3 <i>Mode Choice</i>																			
Task 3.4 <i>Time of Day</i>																			
Task 3.5 <i>Validation</i>																			
Task 3.6 <i>Validation Workshops</i>																			
Task 3.7 <i>Sensitivity Tests</i>																			
Task 4.1 <i>Modeling System Update</i>																			
Task 4.2 <i>Automated Land Use Importer</i>																			
Task 5.1 <i>Forecast Socioeconomic Data</i>																			
Task 5.2 <i>Horizon Year Roadway Network</i>																			
Task 6.0 <i>Documentation</i>																			
Task 7.0 <i>Training</i>																			
Task 8.0 <i>On-Call Consultation and Support</i>																			
★ Kick-Off Meeting (In Person) ★ Web-Conference ★ In-Person Training Session ★ Presentation (In-Person alongwith Model Training)																			

Note: Total project duration of 4 months is very compact. It is assumed that data requests, review, and comment periods will be narrow.

EXHIBIT B
City of Missoula Non-Discrimination and
Affirmative Action Policy

NON-DISCRIMINATION. All hiring shall be on the basis of merit and qualification and there shall be no discrimination in employment on the basis race, ancestry, color, physical or mental disability, religion, national origin, sex, age, marital or familial status, creed, ex-offender status, physical condition, political belief, public assistance status or sexual orientation, gender identity or expression, except where these criteria are reasonable bona fide occupational qualifications.

AFFIRMATIVE ACTION POLICY. Contractors, subcontractors, sub grantees, and other firms doing business with the City of Missoula must be in compliance with the City of Missoula's Affirmative Action Plan, and Title 49 Montana Codes Annotated, entitled "Human Rights" or forfeit the right to continue such business dealings.

The City's Affirmative Action Policy Statement is:

The Mayor of the City of Missoula or the Mayor's designee may adopt an affirmative action plan to provide all persons equal opportunity for employment without regard to race, ancestry, color, handicap, religion, creed, national origin, sex, age, marital status. In keeping with this commitment, we are assigning to all department heads and their staff the responsibility to actively facilitate equal employment opportunity for all present employees, applicants, and trainees. This responsibility shall include assurance that employment decisions are based on furthering the principle of equal employment opportunity by imposing only valid requirements for employment and assuring that all human resource actions are administered on the basis of job necessity.

Specific responsibility for developing, implementing, monitoring and reporting are assigned to the City Personnel staff under the supervision and direction of the Chief Administrative Officer and the Mayor.

It is the policy of the City of Missoula to eliminate any practice or procedure that discriminates illegally or has an adverse impact on an "affected" class. Equal opportunity shall be provided for all City employees during their terms of employment. All applicants for City employment shall be employed on the basis of their qualifications and abilities.

The City of Missoula, where practical, shall utilize minority owned enterprises and shall ensure that subcontractors and vendors comply with this policy. Failure of subcontractors and vendors to comply with this policy statement shall jeopardize initial, continued, or renewed funds.

Our commitment is intended to promote equal opportunity in all employment practices and provide a positive program of affirmative action for the City of Missoula, its employees, program participants, trainees and applicants.

EXHIBIT C
MPO Non-Discrimination and Affirmative Action Policy

The Missoula Metropolitan Planning Organization (MPO) is committed to conducting all of its business in an environment free of discrimination, harassment, and retaliation. In accordance with State and Federal law MPO prohibits any and all discrimination on the grounds of race, color, national origin, sex, age, physical or mental disability, parental/marital status, pregnancy, religion/creed/culture; political belief, genetic material, veteran status, or social origin/ancestry (hereafter “protected classes”) by its employees or anyone with whom MPO chooses to do business.

For the duration of this contract/agreement, the SUBRECIPIENT agrees as follows:

(1) Compliance with Regulations: The SUBRECIPIENT (hereinafter includes consultant) will comply with all Acts and Regulations of the United States and the State of Montana relative to Non-Discrimination in Federally and State-assisted programs of the U.S. Department of Transportation and the State of Montana, as they may be amended from time to time, which are herein incorporated by reference and made a part of this contract.

(2) Non-discrimination:

a. The SUBRECIPIENT, with regard to the work performed by it during the contract, will not discriminate, directly or indirectly, on the grounds of any of the protected classes in the selection and retention of subcontractors, including procurements of materials and leases of equipment, employment, and all other activities being performed under this contract/agreement.

b. SUBRECIPIENT will provide notice to its employees and the members of the public that it serves that will include the following:

i. Statement that SUBRECIPIENT does not discriminate on the grounds of any protected classes.

ii. Statement that SUBRECIPIENT will provide employees and members of the public that it serves with reasonable accommodations for any known disability, upon request, pursuant to the Americans with Disabilities Act as Amended (ADA).

iii. Contact information for SUBRECIPIENT’s representative tasked with handling non-discrimination complaints and providing reasonable accommodations under the ADA.

iv. Information on how to request information in alternative accessible formats.

(3) In accordance with Mont. Code Ann. § 49-3-207, SUBRECIPIENT will include a provision, in all of its hiring/subcontracting notices, that all hiring/subcontracting will be on the basis of merit and qualifications and that SUBRECIPIENT does not discriminate on the grounds of any protected class.

(4) Participation by Disadvantaged Business Enterprises (DBEs):

a. If the SUBRECIPIENT receives federal financial assistance as part of this contract/agreement, the SUBRECIPIENT will make all reasonable efforts to utilize DBE firms certified by MDT for its subcontracting services. The list of all currently certified DBE firms is located on the MDT website at mdt.mt.gov/business/contracting/civil/dbe.shtml

b. By signing this agreement the SUBRECIPIENT assures that:

The contractor, sub recipient or subcontractor shall not discriminate on the basis of race, color, national origin, or sex in the performance of this contract. The contractor shall carry out applicable requirements of 49 CFR Part 26 in the award and administration of DOT-assisted contracts. Failure by the contractor to carry out these requirements is a material breach of this contract, which may result in the termination of this contract or such other remedy as the recipient deems appropriate.

c. SUBRECIPIENT must include the above assurance in each contract/agreement the SUBRECIPIENT enters.

(5) Solicitation for Subcontracts, Including Procurement of Materials and Equipment: In all solicitations, either by competitive bidding, or negotiation, made by the SUBRECIPIENT for work to be performed under a subcontract, including procurements of materials, or leases of equipment, each potential subcontractor or supplier will be notified by the SUBRECIPIENT of the SUBRECIPIENT's obligation under this contract/agreement and all Acts and Regulations of the United States and the State of Montana related to Non-Discrimination.

(6) Information and Reports: The SUBRECIPIENT will provide all information and reports required by the Acts, Regulations, and directives issued pursuant thereto and will permit access to its books, records, accounts, other sources of information and its facilities as may be determined by MPO or relevant US DOT Administration to be pertinent to ascertain compliance with such Acts, Regulations, and instructions. Where any information required of a contractor is in the exclusive possession of another who fails or refuses to furnish the information, the SUBRECIPIENT will so certify to MPO or relevant US DOT Administration, as appropriate, and will set forth what efforts it has made to obtain the information.

(7) Sanctions for Noncompliance: In the event of a SUBRECIPIENT's noncompliance with the Non-discrimination provisions of this contract/agreement, MPO will impose such sanctions as it or the relevant US DOT Administration may determine to be appropriate, including, but not limited to:

- a. Withholding payments to the SUBRECIPIENT under the contract/agreement until the SUBRECIPIENT complies; and/or
- b. Cancelling, terminating, or suspending the contract/agreement, in whole or in part.

Pertinent Non-Discrimination Authorities:

During the performance of this contract/agreement, the SUBRECIPIENT, for itself, its assignees, and successor in interest, agrees to comply with the following non-discrimination statutes and authorities; including but not limited to:

Federal

- Title VI of the Civil Rights Act of 1964 (42 U.S.C. § 200d et seq., 78 stat. 252), (prohibits discrimination on the basis of race, color, national origin); and 49 CFR Part 21;
- The Uniform Relocation Assistance and Real Property Acquisition Policies Act of 1970, (42 U.S.C. § 4601), (prohibits unfair treatment of persons displaced or whose property has been acquired because of Federal or Federal-aid programs and projects);
- Federal-Aid Highway Act of 1973, (23 U.S.C. § 324 et seq.), (prohibits discrimination on the basis of sex);
- Section 504 of the Rehabilitation Act of 1973, (29 U.S.C. § 794 et seq.), as amended, (prohibits discrimination on the basis of disability); and 49 CFR Part 27;
- The Age Discrimination Act of 1975, as amended, (42 U.S.C. § 6101 et seq.), (prohibits discrimination on the basis of age);
- Airport and Airways Improvement Act of 1982, (49 U.S.C. § 471, Section 47123), as amended, (prohibits discrimination based on race, creed, color, national origin, or sex);
- The Civil Rights Restoration Act of 1987, (PL 100-209), (broadened the scope, coverage, and applicability of Title VI of the Civil Rights Act of 1964, The Age Discrimination Act of 1975, and Section 504 of the Rehabilitation Act of 1973, by expanding the definition of the terms “programs or activities” to include all of the programs or activities of the Federal-aid recipients, sub-recipients, and contractors, whether such programs or activities are Federally funded or not);
- Titles II and III of the Americans with Disabilities Act, which prohibits discrimination on the basis of disability in the operation of public entities, public and private transportation systems, places of public accommodation, and certain testing entities (42 U.S.C. §§ 12131-12189) as implemented by Department of Transportation regulations at 49 CFR parts 37 and 38;
- The Federal Aviation Administration’s Non-Discrimination statute (49 U.S.C. § 47123) (prohibits discrimination on the basis of race, color, national origin, and sex);
- Executive Order 12898, Federal Actions to Address Environmental Justice in Minority

Populations and Low-Income Populations, which prevents discrimination against minority populations by discouraging programs, policies, and activities with disproportionately high and adverse human health or environmental effects on minority and low-income populations;

- Executive Order 13166, Improving Access to Services for Persons with Limited English Proficiency, and resulting agency guidance, national origin discrimination includes discrimination because of Limited English Proficiency (LEP). To ensure compliance with Title VI, you must take reasonable steps to ensure that LEP persons have meaningful access to your programs (70 Fed. Reg. at 74087 to 74100);
- Title IX of the Education Amendments of 1972, as amended, which prohibits you from discriminating because of sex in education programs or activities (20 U.S.C. § 1681 et seq.).

State

- Mont. Code Ann. § 49-3-205 Governmental services;
- Mont. Code Ann. § 49-3-206 Distribution of governmental funds;
- Mont. Code Ann. § 49-3-207 Nondiscrimination provision in all public contracts.

(8) Incorporation of Provisions: The SUBRECIPIENT will include the provisions of paragraph one through seven in every subcontract, including procurements of materials and leases of equipment, unless exempt by the Acts, the Regulations and directives issued pursuant thereto. The SUBRECIPIENT will take action with respect to any subcontract or procurement as MPO or the relevant US DOT Administration may direct as a means of enforcing such provisions including sanctions for noncompliance. Provided, that if the SUBRECIPIENT becomes involved in, or is threatened with litigation by a subcontractor, or supplier because of such direction, the SUBRECIPIENT may request MPO to enter into any litigation to protect the interests of MPO. In addition, the SUBRECIPIENT may request the United States to enter into the litigation to protect the interests of the United States.

City of Missoula, Montana
Item to be Referred to City Council Committee

Committee: Budget Committee of the Whole

Item: Fiscal Year 2020 Executive Budget

Date: June 20, 2019

Prepared by: Marianne Cox

Initiated by: Leigh Griffing

Wards Affected: All

Action Required:

None. Informational presentation.

Recommended Motion:

None.

Timeline:

Referral to committee:	Thursday, June 20, 2019
Committee discussions:	Wednesday, June 26, 2019
Council acts to set hearing:	

Background and Alternatives Explored:

According to Montana Budget Law, a mayor has responsibility to prepare an annual preliminary budget for city council consideration; to execute the budget approved by the Council; and to oversee the departments to ensure expenditures are lawful and within the dollar limits detailed by the budget.

Mayor John Engen will present the Fiscal Year 2020 Executive Budget. Any related documents will be provided at Committee and posted afterward to the [city website](#).

Links to External Websites:

City of Missoula Fiscal Year 2020 Preliminary Budget

(<http://ci.missoula.mt.us/2576/FY2020-Preliminary-Budget>)

- Mayor's Budget Letter FY 2020
- Mayor's Budget Letter to City Council – August 7, 2019
- Budget Calendar FY 2020
- Missoula Strategic Plan FY 2019
- Questions & Answers FY 2019
- Department Presentations and Supporting Documentation

Link to City of Missoula Fiscal Year 2020 preliminary budget documents:

<http://www.ci.missoula.mt.us/2576/FY2020-Preliminary-Budget>

RESOLUTION NUMBER XXXX

A resolution generally amending current Missoula City Cemetery fees as proposed by Missoula City Cemetery and Missoula City Cemetery Board of Trustees effective January 1, 2020.

WHEREAS, the City Council of the City of Missoula, Montana passed Ordinance Number 2520 on October 20, 1986, establishing a procedure of adoption, amendment or repeal of fees for services provided by the City enacting a new Missoula Municipal Code section 2.03.020 requiring that all city fees be adopted, amended or repealed pursuant to either an ordinance or resolutions adopted by the City Council and

WHEREAS, the Missoula City Board of Trustees recommends adoption of the attached 'Exhibit G' for the Missoula City Cemetery fee schedule; and

WHEREAS, the Missoula City Cemetery provides services to the public; and

WHEREAS, the Missoula City Cemetery maintains fiscal responsibility to the public by offering affordability in cemetery service costs; and

WHEREAS, 7-1-4123(7) MCA authorizes local governments to charge reasonable fees for the provision of services; and

WHEREAS, the City Council duly advertised and conducted a public hearing relating to these proposed fees; and

WHEREAS, in accordance with the City Charter, Article 1, Section 6, a public hearing was duly advertised on August 11, 2019, August 18, 2019 and held by the City Council on August 19, 2019, in order to give the public an opportunity to be heard.

NOW THEREFORE, BE IT RESOLVED that the Missoula City Council hereby amends and adopts the fees as shown in Exhibit G, all fees listed are effective January 1, 2020.

BE IT FURTHER RESOLVED that resolutions in conflict herewith are repealed as of the effective date of this resolution.

PASSED AND ADOPTED.

ATTEST:

APPROVED:

Martha L. Rehbein, CMC
City Clerk

John Engen
Mayor

(S E A L)

EXHIBIT G

On April 4, 2019 the Missoula City Cemetery Board of Trustees approved an annual fee increase of 4% to be presented to City Council during the FY20 Budget process.

Missoula City Cemetery Proposed Annual Fee Increase of 4%

	Fee increases over 5 years					
	Current	Year 1	Year 2	Year 3	Year 4	Year 5
Grave Sales	\$ 700	\$ 728	\$ 757	\$ 787	\$ 819	\$ 852
Veteran Grave Sales	\$ 500	\$ 520	\$ 541	\$ 562	\$ 585	\$ 608
Infant Grave	Free					
2nd Right of Interment	\$ 400	\$ 416	\$ 433	\$ 450	\$ 468	\$ 487
Infant Graves	Free					
Open / Close Weekdays - Casket	\$ 500	\$ 520	\$ 541	\$ 562	\$ 585	\$ 608
Open / Close Weekdays - Cremation	\$ 350	\$ 364	\$ 379	\$ 394	\$ 409	\$ 426
Open / Close Weekdays - Infant	Free					
Open / Close Weekdays - Niche Walls	Free					
O.T. Weekdays after 4:30pm						
(for ALL including: Casket, Cremation, Niche, Infant)	\$ 340	\$ 354	\$ 368	\$ 382	\$ 398	\$ 414
O.T. Weekend AM						
(for ALL including: Casket, Cremation, Niche, Infant)	\$ 340	\$ 354	\$ 368	\$ 382	\$ 398	\$ 414
O.T. Weekend PM						
(or ALL including: Casket, Cremation, Niche, Infant)	\$ 575	\$ 598	\$ 622	\$ 647	\$ 673	\$ 700
Cement Liner	\$ 600	\$ 624	\$ 649	\$ 675	\$ 702	\$ 730
Polyvault	\$ 200	\$ 208	\$ 216	\$ 225	\$ 234	\$ 243
Access Fee	\$ 250	\$ 260	\$ 270	\$ 281	\$ 292	\$ 304
Single Niche - Black or Red Walls	\$ 700	\$ 728	\$ 757	\$ 787	\$ 819	\$ 852
Double Niche - Black or Red Walls	\$ 1,000	\$ 1,040	\$ 1,082	\$ 1,125	\$ 1,170	\$ 1,217
Single Niche - Green Walls	\$ 700	\$ 728	\$ 757	\$ 787	\$ 819	\$ 852
Double Niche - Green Walls	\$ 1,400	\$ 1,456	\$ 1,514	\$ 1,575	\$ 1,638	\$ 1,703
Disinterment - Casket	\$ 1,500	\$ 1,560	\$ 1,622	\$ 1,687	\$ 1,755	\$ 1,825
Disinterment - Cremation	\$ 600	\$ 624	\$ 649	\$ 675	\$ 702	\$ 730
Disinterment - Niche	\$ 300	\$ 312	\$ 324	\$ 337	\$ 351	\$ 365
Monument Permit	\$ 100	\$ 104	\$ 108	\$ 112	\$ 117	\$ 122
Temporary Marker	Free					
Flush stone set in 24"x36"x6" thick foundation	\$ 250	\$ 260	\$ 270	\$ 281	\$ 292	\$ 304
Setting stone on 24"x50"x4" thick foundation	\$ 300	\$ 312	\$ 324	\$ 337	\$ 351	\$ 365
Setting stone on 24"x63"x4" thick foundation	\$ 325	\$ 338	\$ 352	\$ 366	\$ 380	\$ 395
Setting stone on 24"x96"x4" thick foundation	\$ 350	\$ 364	\$ 379	\$ 394	\$ 409	\$ 426
Foundation Variance Request	Quote price					
Cleaning Monuments	Quote price					
Flower Care - Box	\$ 60	\$ 62	\$ 65	\$ 67	\$ 70	\$ 73
Flower Care - Bed <i>per foot (with 2' minimum)</i>	\$ 20	\$ 21	\$ 22	\$ 22	\$ 23	\$ 24
Flower Care - Late fee	\$ 10	\$ 10	\$ 11	\$ 11	\$ 12	\$ 12
Apartment rent	\$ 300	\$ 312	\$ 324	\$ 337	\$ 351	\$ 365

RESOLUTION NUMBER XXXX

A resolution of the Missoula City Council increasing fees by 3.25% for the following services effective January 1, 2020:

- review and processing of land use applications pursuant to city adopted regulations pertaining to zoning, subdivision and floodplain services
- business licensing
- police special event fees
- hazardous vegetation removal
- engineering fees and permits related to work and use of City public right-of-way

Effective immediately:

- Add water service line loan administrative fees in Exhibit D

WHEREAS, 7-1-4123(7) MCA authorizes local governments to charge reasonable fees for the provision of services; and

WHEREAS, the City of Missoula has conducted an official fee study in 2010 to establish the costs of providing certain services, and

WHEREAS, the City Council duly advertised and conducted a public hearing relating to these proposed fees; and

WHEREAS, in accordance with the City Charter, Article 1, Section 6, a public hearing was duly advertised on August 11, 2019, August 18, 2019 and held by the City Council on August 19, 2019, in order to give the public an opportunity to be heard.

NOW THEREFORE, BE IT RESOLVED that the Missoula City Council hereby amends and adopts the fees as shown in Exhibits A, B, and C, with an effective January 1, 2020 and incorporate the Water service line loan program administrative fees into the schedule as Exhibit D with an immediate effective date.

BE IT FURTHER RESOLVED that resolutions in conflict herewith are repealed as of the effective date of this resolution.

PASSED AND ADOPTED.

ATTEST:

APPROVED:

Martha L. Rehbein, CMC
City Clerk

John Engen
Mayor

(S E A L)

Exhibit A Land Use & Planning Fee Schedule
Effective January 1, 2020

	Current Fee 2019	Proposed Fee 2020
SIGN PERMITS		
Sign Permit Review Deposit	\$ 34	\$ 35
Banner Sign Permit <i>(on private property)</i>	\$ 34	\$ 35
Sidewalk Sign Permit	\$ 39	\$ 40
Ground Sign Permit	\$ 65	\$ 67
Wall Sign Permit (includes awnings)	\$ 68	\$ 70
Projecting Sign Permit	\$ 68	\$ 70
Window Sign Permit	\$ 52	\$ 54
Other Sign Permit 0-49 sq ft	\$ 38	\$ 39
Other Sign Permit 50-100 sq ft	\$ 65	\$ 67
ZONING COMPLIANCE PERMITS (ZCP) / ZONING COMPLIANCE REVIEW (ZCR)		
ZCP/ZCR Residential Accessory Use	\$ 64	\$ 63
ZCP/ZCR Single & Duplex Residential	\$ 122	\$ 126
ZCP/ZCR Multi-Dwelling, Commercial, and Industrial	\$ 368	\$ 380
Administrative Adjustment-Single & Duplex Residential	\$ 614	\$ 634
Administrative Adjustment-Multi-dwelling, Commercial & Industrial	\$ 1,105	\$ 1,141
ZCP Temporary Uses	\$ 39	\$ 40
Final Zoning Compliance Certificate	\$ 197	\$ 203
Adjacent Property Owner Notification (cost per letter)	\$ 7	\$ 7
SPECIAL DISTRICT 2 (SD2)		
SD2 Permitted Uses Determination	\$ 29	\$ 30
SD2 Conditional Use	\$ 768	\$ 793
SD2 Special Use	\$ 768	\$ 793
SD2 Appeal of Conditional/Special Use	\$ 658	\$ 679
Adjacent Property Owner Notification (cost per letter)	\$ 7	\$ 7
COMPREHENSIVE PLAN COMPLIANCE		
Comp Plan Compliance- Single-Family Residential	\$ 119	\$ 123
Comp Plan Compliance-Multi-Family, Commercial & Industrial	\$ 393	\$ 406
Comp Plan Compliance Appeal	\$ 1,974	\$ 2,038
NONCONFORMING USE DETERMINATIONS		
Nonconforming Use	\$ 348	\$ 359
CONDITIONAL USES		
Conditional Use Review - ADU	\$ 954	\$ 985
Conditional Use Review - All Others	\$ 1,966	\$ 2,030
Adjacent Property Owner Notification (cost per letter)	\$ 7	\$ 7
FLOODPLAIN ACTIVITIES		
Floodplain Determination for Regulatory Purposes	\$ 83	\$ 86
Floodplain Determination Requiring Site Visit	\$ 178	\$ 184
Letter of Map Change Request (w/o FP Permit)	\$ 178	\$ 184
Floodplain Permit – Small Scale (SDUs, small ponds, typical agricultural structures)	\$ 594	\$ 610
Floodplain Permit – Large Scale (In-stream structures, bank stabilization, multi-dwellings, commercial/industrial, bridges, campgrounds, gravel pits)	\$ 658	\$ 679
Floodplain Application during/after Project Complete	Double Fee	Double Fee
Floodplain Permit Extension	\$ 41	\$ 42
Floodplain Permit Variance Application	\$ 423	\$ 437
Floodplain Permit Appeal Application	\$ 423	\$ 437

Exhibit A Land Use & Planning Fee Schedule
Effective January 1, 2020

	Current Fee 2019	Proposed Fee 2020
BOARD OF ADJUSTMENT (BOA)		
Variance: Single & Duplex Residential	\$ 737	\$ 761
Variance: Multi-Dwelling, Commercial & Industrial	\$ 1,473	\$ 1,521
Special Exception	\$ 1,352	\$ 1,396
Appeal of Administrative Action	\$ 1,168	\$ 1,206
Public Forums	\$ 982	\$ 1,014
Adjacent Property Owner Notification (cost per letter)	\$ 7	\$ 7
DESIGN REVIEW BOARD (DRB)		
DRB Special Sign Design Review	\$ 953	\$ 984
DRB Building Graphics Review	\$ 125	\$ 129
DRB Design Review: Single and Duplex Residential	\$ 687	\$ 709
DRB Design Review: Multi-Dwelling, Commercial & Industrial	\$ 1,413	\$ 1,459
DRB Boulevard Variance	\$ 1,230	\$ 1,270
Adjacent Property Owner Notification (cost per letter)	\$ 7	\$ 7
ZONING / REZONING		
Zoning Map Amendment (Rezoning) – up to and equal to 1 acre	\$ 3,417	\$ 3,528
Zoning Map Amendment (Rezoning) – greater than 1 acre	\$ 5,268	\$ 5,439
PUD Overlay--Preliminary Development Plan – up to and equal to 1 acre	\$ 6,148	\$ 6,348
PUD Overlay--Preliminary Development Plan – greater than 1 acre	\$ 8,564	\$ 8,839
PUD Overlay –Final Development Plan	\$ 2,424	\$ 2,500
Comp Plan Amend-Commercial	\$ 8,803	\$ 9,089
Comp Plan Amend-Appeal	Re-application	Re-application
Adjacent Property Owner Notification (cost per letter)	\$ 7	\$ 7
SUBDIVISION		
Minor Preliminary Plat (1-5 lots)	\$ 5,914	\$ 6,103
Minor Preliminary Plat - Engineering Review	\$ 419	\$ 433
Minor Final Plat Review	\$ 860	\$ 888
Major Preliminary Plat (6-10 lots) (flat fee + cost per lot)	\$ 4,729 + \$ 235/lot	\$ 4,880 + \$ 240/lot
Major Preliminary Plat (11-20 lots)	\$ 5,320 + \$ 177/lot	\$ 5,490 + \$ 180/lot
Major Preliminary Plat (21-40 lots)	\$ 6,500 + \$ 118/lot	\$ 6,710 + \$ 120/lot
Major Preliminary Plat (>40 lots)	\$ 8,866 + \$ 59/lot	\$ 9,150 + \$ 60/lot
Major Preliminary Plat - Engineering Review	\$ 906	\$ 935
Major Final Plat Review	\$ 1,352	\$ 1,396
Variance from Subdivision Standard	\$ 658	\$ 679
Vacation of Recorded Plat	\$ 799	\$ 825
Phasing Plan Extension	\$ 283	\$ 292
Phasing Plan Creation/Amendment	\$ 360	\$ 372
Historic Preservation		
Historic Demolition/Relocation Permit	\$ 200	\$ 207

Exhibit B Business Licensing Fee Schedule									
Effective January 1, 2020									
New Business or Change of Location				Current Fee			Proposed Fee		
General				FTE Fee	Minimum Fee (4 FTE)	Maximum Fee (85 FTE)	FTE Fee	Minimum Fee (4 FTE)	Maximum Fee (85 FTE)
Commercial Location				\$ 37	\$ 144	\$ 3,060	\$ 38	\$ 152	\$ 3,230
General Home Base				\$ 23	\$ 88	\$ 1,870	\$ 24	\$ 96	\$ 2,040
Home Based Daycare				\$ 37	\$ 144	\$ 3,060	\$ 38	\$ 152	\$ 3,230
Cable Company				\$ 20	\$ 76	\$ 1,615	\$ 21	\$ 84	\$ 1,785
Contractors									
Contractor				\$ 30	\$ 116	\$ 2,465	\$ 31	\$ 124	\$ 2,635
Retail Beer/Wine/Liquor Sales									
Beer or Wine--Flat fee of \$200 plus				\$ 60	\$ 232	\$ 4,930.00	\$ 62	\$ 248	\$ 5,270
Beer & Wine--Flat fee of \$400 plus				\$ 60	\$ 232	\$ 4,930.00	\$ 62	\$ 248	\$ 5,270
All Beverage--Flat fee of \$500 plus				\$ 60	\$ 232	\$ 4,930.00	\$ 62	\$ 248	\$ 5,270
Veteran & Non Profit -- Flat fee of \$406.25 plus									
Renewals									
General				\$ 18	\$ 68	\$ 1,445	\$ 19	\$ 76	\$ 1,615
Contractors				\$ 19	\$ 72	\$ 1,530	\$ 20	\$ 80	\$ 1,700
Retail Beer/Wine/Liquor Sales									
Beer or Wine--Flat fee of \$200 plus:				\$ 53	\$ 204	\$ 4,335	\$ 55	\$ 220	\$ 4,675
Beer & Wine--Flat fee of \$400 plus				\$ 53	\$ 204	\$ 4,335	\$ 55	\$ 220	\$ 4,675
All Beverage--Flat fee of \$500 plus				\$ 53	\$ 204	\$ 4,335	\$ 55	\$ 220	\$ 4,675
Veteran & Non profit org.-- Flat fee of \$406.25									
Itinerant Vendors									
New Business									
1 week						\$ 83			\$ 86
90 Days						\$ 105			\$ 108
Full Year						\$ 125			\$ 129
Renewals									
Full Year License Renewal						\$ 67			\$ 67
Rental of Retail, Wholesale and Warehouse Space									
New Ownership or New Rental Properties									
Square Footage				Cost/SF	Minimum Fee	Maximum Fee	Cost/SF	Minimum Fee	Maximum Fee
Rental – Retail/Office									
0 – 4,999				\$ 0.0803	\$ 195	\$ 3,060	\$ 0.0830	\$ 201	\$ 3,160
5,000 – 9,999				\$ 0.0468	\$ 227	\$ 3,060	\$ 0.0483	\$ 234	\$ 3,160
10,000 – 19,999				\$ 0.0301	\$ 292	\$ 3,060	\$ 0.0312	\$ 301	\$ 3,160
20,000 – 49,999				\$ 0.0216	\$ 418	\$ 3,060	\$ 0.0223	\$ 432	\$ 3,160
50,000 – 99,999				\$ 0.0147	\$ 709	\$ 3,060	\$ 0.0152	\$ 732	\$ 3,160
100,000 +				\$ 0.0132	\$ 1,285	\$ 3,060	\$ 0.0137	\$ 1,327	\$ 3,160
Rental – Wholesale/Warehouse									
0 – 9,999				\$ 0.0400	\$ 194	\$ 3,060	\$ 0.0413	\$ 200	\$ 3,160
10,000 – 24,999				\$ 0.0232	\$ 226	\$ 3,060	\$ 0.0240	\$ 233	\$ 3,160
25,000 – 49,999				\$ 0.0131	\$ 219	\$ 3,060	\$ 0.0136	\$ 226	\$ 3,160
50,000 – 99,999				\$ 0.0133	\$ 648	\$ 3,060	\$ 0.0138	\$ 669	\$ 3,160
100,000 – 199,999				\$ 0.0109	\$ 1,059	\$ 3,060	\$ 0.0114	\$ 1,093	\$ 3,160
200,000 +				\$ 0.0105	\$ 2,035	\$ 3,060	\$ 0.0109	\$ 2,101	\$ 3,160
Renewals									
Rental—Retail/Office				\$ 0.0106	\$ 52	\$ 1,445	\$ 0.0110	\$ 54	\$ 1,490
Rental— Wholesale/Warehouse				\$ 0.0090	\$ 52	\$ 1,445	\$ 0.0093	\$ 54	\$ 1,490
Market Events									
				Per Booth/Table	Minimum Fee (4 Tables	Maximum Fee (50 Tables)	Per Booth/Table	Minimum Fee (4 Tables	Maximum Fee (50 Tables)
New Markets				\$ 75	\$ 292	\$ 3,650	\$ 77	\$ 308	\$ 3,850
Renewals				\$ 18	\$ 68	\$ 850	\$ 19	\$ 76	\$ 950
Boiler Room Operations									
New Operations									
First 26 consecutive weeks				1 to 4 Phones (Fee is per week or portion thereof)		\$ 200	1 to 4 Phones (Fee is per week or portion thereof)		\$ 207
				Each additional phone over 4 (Fee is per phone per week)		\$ 26	Each additional phone over 4 (Fee is per phone per week)		\$ 27
Annual rate				1 to 7 Phones		\$ 2,101	1 to 7 Phones		\$ 2,169
				8 or more phones		\$ 3,932	8 or more phones		\$ 4,060
Background investigations				Per Person		\$ 49	Per Person		\$ 51
Other Fees & Endorsements									
Tourist Home Registration				New Registration		\$ 54	New Registration		\$ 56
				Renewal		\$ 28	Renewal		\$ 29
Background investigations each						\$ 49			\$ 51
Pawnbroker endorsement						\$ 379			\$ 391
Sidewalk Café Endorsement									
Alcoholic Beverages not permitted (annual fee)						\$ 29			\$ 30
Alcoholic Beverages permitted (annual fee)						\$ 57			\$ 59
Going out of business license						\$ 29			\$ 30

Exhibit C Engineering Fee Schedule
Effective January 1, 2020

Current Fee 2019	Proposed Fee 2020
-----------------------------	------------------------------

Accessibility Standards (ADA) - New Construction

Single family residential driveways	No-permit-	No permit
Multifamily parking lots which are not subject to accessibility requirements	No-permit	No permit
Parking lots up to 12,000 square feet (SF):	\$ 376	\$ 388
Parking lots over 12,000 SF up to 42,000 SF	\$ 434	\$ 448
Parking lots greater than 42,000 SF	\$ 527	\$ 544

Accessibility Standards (ADA) - Maintenance / Reconstruction of Existing Parking Lots

Restriping or Overlay - all lots	No permit fee	No permit fee
Reconstruction (paving, repaving or reconstruction)		
Lots up to 2,000 SF	\$ 375	\$ 387
Lots 2,001 to 50,000 SF	\$ 390	\$ 403
Lots over 50,000 SF (base) + SF fee below	\$ 390	\$ 403
Base permit fee (above) + cost per SF exceeding 50,000 SF	\$ 0.02	\$ 0.02

Asphalt Cut Assessments - Street age

	Arterial / sq ft	
2 years or less *	\$ 20	\$ 21
More than 2 years to 5 years	\$ 15	\$ 16
More than 5 years to 10 years	\$ 10	\$ 11
Excellent condition >10 years	\$ 8	\$ 8
Pavement < 10 years old + seal coat that is < 5 years (if applicable)	\$ 3	\$ 3
Base permit fee + seal coat < 5 years	\$ 3	\$ 3

Asphalt Cut Assessments - Street age

	Collector / sq ft	
2 years or less *	\$ 15	\$ 16
More than 2 years to 5 years	\$ 12	\$ 13
More than 5 years to 10 years	\$ 8	\$ 8
Excellent condition >10 years	\$ 4	\$ 4
Pavement < 10 years old + seal coat that is < 5 years (if applicable)	\$ 2	\$ 2
Base permit fee + seal coat < 5 years	\$ 2	\$ 2

Asphalt Cut Assessments - Street age

	Local / sq ft	
2 years or less *	\$ 10	\$ 10
More than 2 years to 5 years	\$ 8	\$ 8
More than 5 years to 10 years	\$ 4	\$ 4
Excellent condition >10 years	\$ 1	\$ 1
Pavement < 10 years old + seal coat that is < 5 years (if applicable)	\$ 1	\$ 1
Base permit fee + seal coat < 5 years	\$ 1	\$ 1

* Asphalt cutting on streets < 2 years is not permitted. Exceptions may be granted by the Development Services Director/designee

Banner Sign Permit (12.50.030 MMC) (In public right-of-way)

Banner Sign Permit	\$ 27	\$ 28
--------------------	-------	-------

Excavation - Wastewater

New connection of a service line from the sewer main to the building	\$ 422	\$ 436
New connection of a service line from the stub to the building	\$ 364	\$ 376
New connection of a service stub from the sewer main to the property line	\$ 422	\$ 436
New STEP connection from the sewer main to the building	\$ 642	\$ 663
New STEP connection from the stub to the building	\$ 596	\$ 615
New STEP connection of a service stub from the sewer main to the property line	\$ 422	\$ 436
New STEP tank installation without connection to a sewer main	\$ 503	\$ 519

Excavation - Water

New connection of a service line from the water main to the building	\$ 236	\$ 244
New connection of a service stub from the water main to the property line	\$ 189	\$ 195
New connection of a service line from the stub to the building	\$ 189	\$ 195

Excavation - New utility mains (water; wastewater; storm water)

Utility main construction: 0-600 lineal feet	\$ 2,394	\$ 2,472
Utility main construction: 601-2,400 lineal feet	\$ 3,521	\$ 3,635
Utility main construction exceeding 2,400 lineal feet + per lineal foot cost below:	\$ 3,521	\$ 3,635
Base permit fee (above) + cost per lineal foot exceeding 2,400 lineal feet	\$ 0.44	\$ 0.45

Exhibit C Engineering Fee Schedule
Effective January 1, 2020

	Current Fee 2019	Proposed Fee 2020
Excavation - New light utility mains (gas, electric, fiber-optic, telephone and cable television)		
Utility main construction: 0-300 lineal feet	\$ 335	\$ 346
Cost per lineal foot exceeding 300 feet (trenching)	\$ 1.12	\$ 1.12
Cost per lineal foot exceeding 300 feet (boring)	\$ 0.56	\$ 0.58
All other permits including repair permits		
Other permits including repairs	\$ 220	\$ 227
Fence Permit		
Fence Permit	\$ 49	\$ 51
Fence Encroachment Permit	\$ 265	\$ 274
Grading, Drainage and Erosion Control Permit		
Single family residence with slopes between five percent (5%) and ten percent (10%):	\$ 376	\$ 388
Single family residence with slopes greater than ten percent (10%):	\$ 434	\$ 448
Commercial/ Industrial/ Multifamily development:	\$ 527	\$ 544
Hazardous Vegetation		
Administrative fee (per work order)	Up to \$ 150	Up to \$ 155
Hazardous vegetation cutting service (per work order)	Actual Cost	Actual Cost
Paving construction work - private property		
Single-family dwelling residential, any/all SF:	\$ 130	\$ 134
Duplex, multi-family dwelling residential/commercial/industrial less than <2,000 SF:	\$ 375	\$ 387
Paving permit, duplex, multi-dwelling/commercial/industrial 2,000 to 50,000 SF:	\$ 390	\$ 403
Paving permit duplex, multi-dwelling/commercial/industrial greater than 50,000 SF + SF fee below:	\$ 390	\$ 403
Base permit fee (above) + cost per SF exceeding 50,001 SF	\$ 0.02	\$ 0.02
Paving construction work - public right of way		
Roadway/street and / or alley paving 0 – 2,000 SF:	\$ 130	\$ 134
Roadway/street and / or alley paving 2,001 – 50,000 SF:	\$ 390	\$ 403
Roadway/street and / or alley paving greater than 50,000 SF + SF fee below:	\$ 390	\$ 403
Base permit fee (above) + cost per SF exceeding 50,001 SF	\$ 0.02	\$ 0.02
ROW - Curb & gutter construction		
ROW curb / gutter permit: 0 – 30 lineal feet	\$ 204	\$ 211
ROW curb / gutter permit: 31 – 250 lineal feet	\$ 572	\$ 591
ROW curb / gutter permit: 251 – 1,000 lineal feet	\$ 864	\$ 892
ROW curb / gutter permit: 1,001 lineal feet and greater – base permit fee + per lineal foot below:	\$ 864	\$ 892
Base permit fee (above) + cost per lineal foot exceeding 1,001 lineal feet	\$ 0.18	\$ 0.18
ROW - Sidewalk & driveway approach construction		
ROW sidewalk / driveway approach permit: 0 – 150 SF	\$ 193	\$ 199
ROW sidewalk / driveway approach permit: 151 – 500 SF	\$ 515	\$ 532
ROW sidewalk / driveway approach permit: 501 – 1,000 SF	\$ 650	\$ 671
ROW sidewalk / driveway approach permit: 1,001 SF and greater – base permit fee + per SF fee below:	\$ 650	\$ 671
Base permit fee (above) + cost per SF exceeding 1,001 SF	\$ 0.19	\$ 0.19
ROW - Repairs - curb and gutter, sidewalk and driveway approaches		
ROW other repair work permit: 0 – 30 lineal feet	\$ 95	\$ 98
ROW other repair work permit: 31 – 250 lineal feet	\$ 257	\$ 265
ROW other repair work permit: 251 – 1,000 lineal feet	\$ 324	\$ 335
ROW other repair work permit: 1,001 lineal feet and greater – base permit fee + per lineal foot fee below:	\$ 324	\$ 335
Base permit fee (above) + cost per lineal foot exceeding 1,001 lineal feet	\$ 0.09	\$ 0.10

Exhibit C Engineering Fee Schedule
Effective January 1, 2020

Current Fee 2019	Proposed Fee 2020
-----------------------------	------------------------------

ROW/Paving project administration and management (in addition to inspection fees)

Charge to review design plans , construction specifications and the contract documents for ROW improvement projects by Development Services Staff but administered by other City Agencies with preliminary and construction engineering being provided by the consultant.This fee shall be based on the construction cost estimate for street improvements ^ and added to any applicable ROW permits.	3%	3%
Charge for project administration and review of design plans, construction specifications and the contract documents for ROW improvement projects where the funding sources are paying for the consultant to perform preliminary engineering services but the construction engineering services are performed by Development Services staff. This fee shall be based on the construction cost estimate for street improvements^ and added to any applicable ROW permits.	9%	9%
Charge for project administration by Development Services staff; including preliminary and construction engineering services for ROW improvement projects ordered by the City Council through the construction order process. This fee shall include any applicable ROW permits.	19%	19%
^ Note for the purpose of this fee "street improvements" are defined as all Public Right of Way construction improvements including but not limited to: Work associated with all surface improvements and drainage. Not included are landscaping, non-storm water drainage utilities, engineering, and non-construction related costs.		

ROW - Occupancy Permits

Up to 30 days occupancy	\$ 63	\$ 65
Up to 90 days occupancy*	\$ 126	\$ 130
* ROW occupancy over 90 days requires a new permit application and permit fee		

ROW - Encroachment Permits

Miscellaneous small encroachment plan review: (<i>signs, awnings, railings, stairs, landings, balconies, eaves, etc. attached to the building with review taking 30 minutes or less</i>)	\$ 55	\$ 57
Structures, detached signs, etc.	\$ 121	\$ 125
ROW vacations & closures	\$ 2,143	\$ 2,213

Sidewalk Snow and Ice Removal

Administrative fee plus:	Up to \$ 150	Up to \$ 155
Snow and ice removal service (per work order)	Actual Cost	Actual Cost

Special Event Permit (12.58.035 MMC)

Special Event Permit (per event)	\$ 165	\$ 170
----------------------------------	--------	--------

SWPPP - Air Quality, Water Quality and Storm Water Pollution Prevention Plan

One (1) acre or greater up to five (5) acre development / parcel / lot:	\$ 310	\$ 320
Greater than five (5) acre up to ten (10) acre development / parcel / lot:	\$ 363	\$ 375
Greater than ten (10) acre up to twenty (20) acre development / parcel / lot:	\$ 422	\$ 436
Greater than twenty (20) acre development / parcel / lot:	\$ 508	\$ 525

Building Construction Site Plan Review (Engineering)

Miscellaneous small structure plan review: (<i>sheds, shops, pole barns, sign bases < 30 min</i>)	\$ 55	\$ 57
Single-family residential plan review: 0 – 4.9% slope	\$ 119	\$ 123
Single-dwelling residential plan review 5.0% – 9.9% slope:	\$ 158	\$ 163
Single-dwelling residential plan review 10% slope and greater::	\$ 193	\$ 199
Multi-family residential plan check 2-4 units:	\$ 137	\$ 141
Multi-family residential plan check 5-20 units:	\$ 209	\$ 216
Multi-family residential plan check 21-50 units:	\$ 313	\$ 323
Multi-family residential plan check 51 units and greater:	\$ 425	\$ 439
Commercial/industrial plan check 0-20,000 SF:	\$ 209	\$ 216
Commercial/industrial plan check 20,001-100,000 SF:	\$ 261	\$ 269
Commercial/industrial plan check 100,001 SF and greater:	\$ 401	\$ 414

Exhibit D Water Loan Line Fee Schedule
Effective Immediately

**Current Fee
2019**

**Proposed
Fee 2020**

Water Loan Line Program (13.30.150 MMC)

Administration Fee	\$	\$ 25
Loan Processing Fee, per page (minimum three pages)	\$	\$ 7

Draft dated 8/5/2019
RESOLUTION NUMBER _____

A resolution of the Missoula City Council increasing fire inspection, plan checking, pyrotechnic display and special event fees increasing fees by 3.25% effective January 1, 2020 as shown in Exhibit E and F.

WHEREAS, 7-1-4123(7) MCA authorizes local governments to charge reasonable fees for the provision of services; and

WHEREAS, the City of Missoula has conducted an official fee study in 2010 to establish the costs of providing certain services; and

WHEREAS, the City Council duly advertised and conducted a public hearing relating to these proposed fees; and

WHEREAS, in accordance with the City Charter, Article 1, Section 6, a public hearing was duly advertised on August 11, 2019 and August 18, 2019, and held by the City Council on August 19, 2019 through the adoption of the final budget in order to give the public an opportunity to be heard.

NOW THEREFORE, BE IT RESOLVED that the City Council hereby amends and adopts the fees as shown in Exhibit E and F with an effective date of January 1, 2020.

BE IT FURTHER RESOLVED that resolutions in conflict herewith are repealed.

PASSED AND ADOPTED this ___ day ___ of 2019.

ATTEST:

APPROVED:

Martha L. Rehbein
City Clerk

John Engen
Mayor

Exhibit E--Fire Inspection Fees FY2020

Effective: January 1, 2020

New Construction					
Class and Occupancy Type	Size in Square Feet (SF)	Plan Check Fees	Proposed Plan Check Fees	Inspection Fees	Proposed Inspection Fees
A Assembly Group	0 - 3,999	\$ 116	\$ 120	\$ 346	\$ 357
	4,000 - 9,999	\$ 116	\$ 120	\$ 351	\$ 362
	10,000 - 19,999	\$ 165	\$ 170	\$ 351	\$ 362
	20,000 - 49,999	\$ 188	\$ 194	\$ 351	\$ 362
	50,000 +	\$ 237	\$ 245	\$ 562	\$ 580
E Educational Building	0 - 3,999	\$ 120	\$ 124	\$ 282	\$ 291
	4,000 - 9,999	\$ 120	\$ 124	\$ 282	\$ 291
	10,000 - 19,999	\$ 168	\$ 173	\$ 282	\$ 291
	20,000 - 49,999	\$ 190	\$ 196	\$ 282	\$ 291
	50,000 +	\$ 241	\$ 249	\$ 450	\$ 465
F Industrial Building	0 - 7,999	\$ 167	\$ 172	\$ 390	\$ 403
	8,000 - 19,999	\$ 167	\$ 172	\$ 390	\$ 403
	20,000 - 39,999	\$ 239	\$ 247	\$ 390	\$ 403
	40,000 - 99,999	\$ 272	\$ 281	\$ 390	\$ 403
	100,000 +	\$ 341	\$ 352	\$ 624	\$ 644
H Hazardous	0 - 3,999	\$ 167	\$ 172	\$ 390	\$ 403
	4,000 - 9,999	\$ 167	\$ 172	\$ 390	\$ 403
	10,000 - 19,999	\$ 239	\$ 247	\$ 390	\$ 403
	20,000 - 49,999	\$ 272	\$ 281	\$ 390	\$ 403
	50,000 +	\$ 341	\$ 352	\$ 624	\$ 644
I Medical/24 Hour Care	0 - 19,999	\$ 237	\$ 245	\$ 530	\$ 547
	20,000 - 49,999	\$ 237	\$ 245	\$ 530	\$ 547
	50,000 - 99,999	\$ 335	\$ 346	\$ 530	\$ 547
	100,000 - 249,000	\$ 383	\$ 395	\$ 530	\$ 547
	250,000 +	\$ 481	\$ 497	\$ 852	\$ 880
M Retail Sales	0 - 3,999	\$ 99	\$ 102	\$ 243	\$ 251
	4,000 - 9,999	\$ 99	\$ 102	\$ 243	\$ 251
	10,000 - 19,999	\$ 141	\$ 146	\$ 243	\$ 251
	20,000 - 49,999	\$ 161	\$ 166	\$ 243	\$ 251
	50,000 +	\$ 202	\$ 209	\$ 390	\$ 403
R Multi-unit Residential	0 - 15,999	\$ 99	\$ 102	\$ 282	\$ 291
	16,000 - 39,999	\$ 99	\$ 102	\$ 282	\$ 291
	40,000 - 79,999	\$ 141	\$ 146	\$ 282	\$ 291
	80,000 - 199,999	\$ 161	\$ 166	\$ 282	\$ 291
	200,000 +	\$ 202	\$ 209	\$ 450	\$ 465

Exhibit E--Fire Inspection Fees FY2020

Effective: January 1, 2020

New Construction					
S Repair Garage / Storage	0 – 1,999	\$ 85	\$ 88	\$ 282	\$ 291
	2,000 – 4,999	\$ 85	\$ 88	\$ 282	\$ 291
	5,000 – 9,999	\$ 120	\$ 124	\$ 282	\$ 291
	10,000 – 24,999	\$ 134	\$ 138	\$ 282	\$ 291
	25,000 +	\$ 169	\$ 174	\$ 450	\$ 465
Warehouse / Parking Structure	0 – 19,999	\$ 67	\$ 69	\$ 208	\$ 215
	20,000 – 49,999	\$ 67	\$ 69	\$ 208	\$ 215
	50,000 – 99,999	\$ 95	\$ 98	\$ 208	\$ 215
	100,000 – 249,999	\$ 107	\$ 110	\$ 208	\$ 215
	250,000 +	\$ 135	\$ 139	\$ 332	\$ 343
U Accessory Building	0 – 19,000	\$ 67	\$ 69	\$ 173	\$ 179
	20,000 – 49,999	\$ 67	\$ 69	\$ 173	\$ 179
	50,000 – 99,999	\$ 95	\$ 98	\$ 173	\$ 179
	100,000 – 249,999	\$ 107	\$ 110	\$ 173	\$ 179
	250,000 +	\$ 135	\$ 139	\$ 280	\$ 289
Shell Buildings/Unspecified Use	0 – 19,000	\$ 67	\$ 69	\$ 173	\$ 179
	20,000 – 49,999	\$ 67	\$ 69	\$ 173	\$ 179
	50,000 – 99,999	\$ 95	\$ 98	\$ 173	\$ 179
	100,000 – 249,999	\$ 107	\$ 110	\$ 173	\$ 179
	250,000 +	\$ 135	\$ 139	\$ 280	\$ 289
B Offices, etc.	0 – 3999	\$ 120	\$ 124	\$ 243	\$ 251
	4,000 – 9,999	\$ 120	\$ 124	\$ 243	\$ 251
	10,000 – 19,999	\$ 168	\$ 173	\$ 243	\$ 251
	20,000 – 49,999	\$ 190	\$ 196	\$ 243	\$ 251
	50,000 +	\$ 241	\$ 249	\$ 390	\$ 403
High Rise Systems	0 – 39,999	\$ 372	\$ 384	\$ 390	\$ 403
	40,000 – 99,999	\$ 372	\$ 384	\$ 390	\$ 403
	100,000 – 199,999	\$ 530	\$ 547	\$ 390	\$ 403
	200,000 – 499,999	\$ 605	\$ 625	\$ 390	\$ 403
	500,000 +	\$ 762	\$ 787	\$ 624	\$ 644
NFPA 13 / 13R Sprinkler System	0 – 7,999	\$ 324	\$ 335	\$ 638	\$ 659
	8,000 – 19,999	\$ 324	\$ 335	\$ 638	\$ 659
	20,000 – 39,999	\$ 463	\$ 478	\$ 638	\$ 659
	40,000 – 99,999	\$ 526	\$ 543	\$ 638	\$ 659
	100,000 +	\$ 664	\$ 686	\$ 1,127	\$ 1,164

Exhibit E--Fire Inspection Fees FY2020

Effective: January 1, 2020

New Construction					
Fire Alarm System	0 – 7,999	\$ 324	\$ 335	\$ 530	\$ 547
	8,000 – 19,999	\$ 324	\$ 335	\$ 530	\$ 547
	20,000 – 39,999	\$ 463	\$ 478	\$ 530	\$ 547
	40,000 – 99,999	\$ 526	\$ 543	\$ 530	\$ 547
	100,000 +	\$ 664	\$ 686	\$ 852	\$ 880
Smoke Removal System	0 – 19,999	\$ 424	\$ 438	\$ 892	\$ 921
	20,000 – 49,999	\$ 424	\$ 438	\$ 892	\$ 921
	50,000 – 99,999	\$ 604	\$ 624	\$ 892	\$ 921
	100,000 – 249,999	\$ 687	\$ 709	\$ 892	\$ 921
	250,000 +	\$ 868	\$ 896	\$ 1,431	\$ 1,478

Remodel and Improvement Fees				
Class and Occupancy Type	Plan Check Fees	Proposed Plan Check Fees	Inspection Fees	Proposed Inspection Fees
A Assembly Group	\$ 60	\$ 62	\$ 176	\$ 182
E Educational Building	\$ 61	\$ 63	\$ 140	\$ 145
F Industrial Building	\$ 85	\$ 88	\$ 195	\$ 201
H Hazardous	\$ 85	\$ 88	\$ 195	\$ 201
I Medical/24 Hour Care	\$ 120	\$ 124	\$ 263	\$ 272
M Retail Sales	\$ 51	\$ 53	\$ 124	\$ 128
R Multi-unit Residential	\$ 51	\$ 53	\$ 140	\$ 145
S Repair Garage / Storage	\$ 43	\$ 44	\$ 140	\$ 145
Warehouse / Parking Structure	\$ 34	\$ 35	\$ 103	\$ 106
U Accessory Building	\$ 34	\$ 35	\$ 89	\$ 92
B Offices, ETC.	\$ 61	\$ 63	\$ 124	\$ 128

Pyrotechnic Display Fees (8.52.)				
Pyrotechnic Display description	Venue Capacity		Display Fees	Proposed Display Fees
Fire Performance Art Venue & Pyrotechnic Special Event permit	1 - 500 people		\$ 152	\$ 157
	501 - 1,000 people		\$ 194	\$ 200
	1,001 - 5,000		\$ 222	\$ 229
	Each additional 5,000 people		\$ 42	\$ 43
Aerial Pyrotechnic Display permit	0 - 20 feet		\$ 199	\$ 205
	21 - 50 feet		\$ 256	\$ 264
	greater than and equal to 51 feet		\$ 315	\$ 325

Exhibit F--Special Event Fees FY 2020
Effective: January 1, 2020

Fire Records Request and Class Fee Schedule	
	Fees
Incident Reports	\$ 10
Investigation Reports	\$ 20
EMS Reports	\$ 20
CD's - Photos	\$ 5
Property/Occupancy Information Request	\$ 10
CPR Classes with American Heart Association certification	\$ 50
CPR Classes with Fire department training certificate	\$ 25

RESOLUTION NUMBER _____

A Resolution of the Missoula City Council increasing the wastewater industrial interceptor variance permit fee set forth in 13.07.410 Missoula Municipal Code (MMC) and the waste hauler permit fee set forth in 13.17.210 MMC by 3.25% beginning in January 1, 2020.

WHEREAS, 7-1-4123(7) MCA authorizes local governments to charge reasonable fees for the provision of services; and

WHEREAS, the City of Missoula has conducted an official fee study in 2010 to establish the costs of providing certain services; and

WHEREAS, the City Council duly advertised and conducted a public hearing relating to these proposed fees; and

WHEREAS, in accordance with the City Charter, Article 1, Section 6, a public hearing was duly advertised on August 11, 2019, August 18, 2019 and held by the City Council on August 19, 2019, in order to give the public an opportunity to be heard.

NOW THEREFORE, BE IT RESOLVED that the City Council sets the wastewater industrial variance permit fee set forth in 13.07.410 Missoula Municipal Code at \$182.00 for each variance considered by the Interceptor Review Committee, with an effective date of January 1, 2020.

BE IT FURTHER RESOLVED that the Missoula City Council set the waste hauler permit fee set forth in 13.17.210 Missoula Municipal Code at \$180.00 for each permit with an effective date of January 1, 2020.

BE IT FURTHER RESOLVED that resolutions in conflict herewith are repealed as of the effective date of this resolution.

PASSED AND ADOPTED this ____ day ____ of 2019.

ATTEST:

APPROVED:

Martha L. Rehbein
City Clerk

John Engen
Mayor

A resolution levying taxes for municipal and administrative purposes for the Fiscal Year 2020.

WHEREAS, The City Council of Missoula has deliberated on the Fiscal Year 2020 Budget and necessary mill levy of property taxes; and,

WHEAREAS, pursuant to House Bill 124 and Senate Bill 265 enacted by the 2001 Montana State Legislature, the City has carry-forward of unlevied tax millage equal to \$639,610 (4.52 mills); and,

WHEAREAS, the value of a city mill is \$141,507,000.

NOW, THEREFORE, BE IT RESOLVED BY THE COUNCIL OF THE CITY OF MISSOULA, MONTANA:

THAT there is hereby levied upon all taxable property in the City of Missoula, Montana, the following General and Special taxes for municipal and administrative purposes for the Fiscal Year 2020, to-wit:

All Purpose General Fund Levy be established at 187.66 mills;

Employee Health Insurance Levy (outside levy cap) be established at 38.49 mills;

2012 Aquatics Refunding G.O. Bond Levy at 4.10 mills;

2013 G.O. Refunding Bond Levy be established at 2.99 mills;

Conservation Lands Maintenance Levy be established at 4.00 mills;

Total Levy for the City of Missoula, Montana - 282.76 mills.

AND BE IT FURTHER RESOLVED THAT the City Clerk is directed to enter this resolution into the minutes of the meeting at which this resolution was adopted.

PASSED AND ADOPTED this 19th day of August, 2019

ATTEST:

/s/ Martha L. Rehbein

Martha L. Rehbein, CMC
City Clerk

(SEAL)

APPROVED:

/s/ John Engen

John Engen
Mayor

RESOLUTION ____ (Draft until adoption by City Council)

A resolution fixing the annual appropriations and the Capital Improvement Program for the City of Missoula as set forth in the Fiscal Year 2020 Budget and Capital Improvement Program including: • The Tourism Business Improvement District work plan and budget for Fiscal Year 2020 • The Business Improvement District work plan and budget for Fiscal Year 2020. • The Park District Number 1 work plan and budget for Fiscal Year 2020. • The Road District Number 1 work plan and budget for Fiscal Year 2020

WHEREAS, the City Council of Missoula has deliberated on the Fiscal Year 2020 Budget and held public hearings for public comment.

NOW, THEREFORE, BE IT RESOLVED BY THE MISSOULA CITY COUNCIL:

SECTION I

That the total budgeted expenditures, transfers-out and year-end fund balance for the City of Missoula, Montana for Fiscal Year 2020 is hereby estimated at ~~\$219,833,463~~ \$221,333,463 The breakdown of the funds and estimated local property taxes required are as follows: Budgeted Expenditures ~~\$177,579,839~~ \$178,747,646 Inter-fund Transfers Out \$25,921,002 Projected End-of-year Fund Balance ~~\$16,332,622~~ \$16,664,815 Total Funds Required ~~\$219,833,463~~ \$221,333,463 Beginning-of-year Fund Balance \$28,729,059 Non-tax Revenues ~~\$122,751,872~~ \$124,251,872 Inter-fund Transfers In \$25,921,002 Committed Expenditure Savings \$1,853,855 Sub-total Non-Tax Funds Available ~~\$179,255,788~~ \$180,755,788 Estimated Property Tax Requirements \$40,577,675

SECTION II

That annual appropriations and transfers out for various departments of the City of Missoula, Montana for the Fiscal Year 2020 will be controlled and monitored for budgetary compliance at the fund level.

SECTION III

Generally accepted accounting principles (GAAP) require expenditures to be recognized in the fiscal year in which the goods or services are received. Previous fiscal year appropriations for incomplete improvements in progress of construction, or segments thereof entered into under contract or purchase order by the City, are hereby declared authorized appropriations provided they meet the following criteria:

- a. related financing was provided in the prior fiscal year;
- b. the appropriations were not obligated by year end;
- c. the purpose was not included, or rejected, in current budget financing or appropriations; and,

NOW, THEREFORE, BE IT RESOLVED that the City Council of the City of Missoula, Montana shall adopt the Capital Improvement Program for Fiscal Years 2020-2024.

AND, BE IT FURTHER RESOLVED THAT the Missoula City Clerk is directed to enter this resolution into the minutes of the meeting at which this resolution was adopted.

PASSED AND ADOPTED this 19th day of August, 2019.

ATTEST: APPROVED: /s/ Martha L. Rehbein /s/ John Engen Martha L. Rehbein, CMC City Clerk John Engen, Mayor (SEAL)

Missoula City Council Budget Committee of the Whole Minutes

August 14, 2019

8:45 AM

City Council Chambers

140 W. Pine Street, Missoula , MT

Members present: Stacie Anderson, Mirtha Becerra, John DiBari, Heather Harp, Jordan Hess, Gwen Jones, Julie Merritt, Jesse Ramos, Bryan von Lossberg, Heidi West

Members absent: Julie Armstrong, Michelle Cares

Others present: Mayor John Engen, Dale Bickell and Ginny Mirriam with Mayor's Office; Leigh Griffing, Scott Paasch, Regina Swensen, Marianne Cox with Finance Dept;

1. ADMINISTRATIVE BUSINESS

1.1 Roll Call

1.2 Approval of the Minutes

The minutes were approved as submitted.

2. PUBLIC COMMENT ON ITEMS NOT ON THE AGENDA

Mr. Bob Moore made comments about various topics.

3. COMMITTEE BUSINESS

3.1 Fiscal Year 2020 Executive Budget

Dale Bickell with the Mayor's Office began by providing an overview in the change to mill levies along with a PowerPoint presentation.

Jesse Ramos asked Mr. Bickell to explain the calculation of special district assessments, which he did.

Bryan von Lossberg commented that this is a better apples-to-apples comparison.

Mr. von Lossberg clarified what topics are included on the table on the previous slide.

Mayor John Engen clarified several other positions that are included and stated that the growth with TIF is allowing some projects that had not been previously able to pursue. He also explained that the success of the program is allowing growth.

Mr. von Lossberg expressed his support.

Stacie Anderson asked Mr. Bickell to explain how the fund is used by schools and the county. He explained how the remittances work.

Jesse Ramos made comments related to the topic and his support of a one-time TIF remittance.

Gwen Jones expressed her support of the risk manager position and of the Missoula Redevelopment Agency and its board members with additional commentary.

Heather Harp commented.

Mr. Bickell continued the presentation.

Mr. von Lossberg clarified the numbers on the "Value of Newly Taxable Property" slide.

Mr. Ramos asked what would the total increase of the value of the mill for the City of Missoula be without the airport annexation. Mr. Bickell clarified.

Mr. Bickell continued the presentation.

Mr. von Lossberg underscored the TIF growth rates state the districts are doing exactly what they should be doing related to growth.

Mr. Bickell continued the presentation with the TIF Districts slide. He clarified how Missoula benchmarks itself against peer cities (Great Falls, Billings, Kalispell, Helena, Bozeman) and showed the FY20 Revenue Per Capita and that Missoula is in the middle consistently and is now "catching up" with where we would expect to be and that the trend is making sense. Mr Bickell explained Missoula is "in line" with peer cities.

Mr. Ramos asked about Revenue Per Capita slide.

Mrs. Anderson stated the rumor that Missoula is the "most taxed" city in Montana is dispelled by this data. Mr. Bickell agreed and said Missoula is in-line with peer cities.

Mrs. West asked if the other cities have TIF districts and redevelopment agencies. Mr. Bickell answered that he believes that the cities do have them.

Mr. Ramos asked a question.

Mr von Lossberg clarified that Bozeman just went through a bond for their schools and it was an apples-to-oranges comparison previously to compare Missoula to Bozeman.

Mrs. West asked if it would be easy to pull numbers to find out what percentage of other cities' tax bills go toward the city like "30% of Missoula's" go to the city. Leigh Griffing explained it would take some research and that could be done.

Mr. von Lossberg further explained some differences between the cities.

Leigh Griffing, Finance Director, continued the presentation with the "Overview of Budgeted Resources" slide with a breakdown of each fund within the city.

Mr. Bickell further explained the "FY 2019 Budget Performance" slide.

Mrs Griffing presented the "FY 2020 Fee Increases" slide.

Julie Merritt asked Mrs. Griffing to clarify the Wastewater fees. Mrs. Griffing explained they are not related to a resident's sewer bill.

Mrs. Griffing talked about the FY 2020 Budget Resolutions slide, including that there will be a public hearing next Monday, August 19.

Mr. von Lossberg asked Gwen Jones if she would like to talk about the Missoula Aging Services; she described the effort of the organization.

Susan Kohler, the executive director of Missoula Aging Services, explained the governing board-approved budget and that the agency has a significant increase in request for services. MAS expressed the appreciation from the MAS for the mill levy allocated to its budget from the city.

Mr. von Lossberg thanked Mrs. Kohler and Mrs. Jones for their comments and that the mill formula so funding can continue in the future for our aging residents.

Mrs. Harp asked Mrs. Kohler to explain how Missoula's population is aging and if the funding will be enough to fully support the population. Mrs. Kohler stated no, but that MAS is hoping to become more sustainable with other funding options. She explained with the population changes with aging citizens that the needs for service will only continue to increase.

Mrs. Griffing resumed the budget presentation and how the city plans to build the fund balance.

Mr. von Lossberg restated the numbers so everyone is clear.

Mr. Bickell further clarified.

Mirtha Becerra asked what the total amount is coming out for MRA; Mr. Bickell clarified it is \$2.8 million.

Jordan Hess asked how is the 7% figured; Mrs. Griffing explained.

Mr. Ramos asked for clarification of the TIF dollar distribution; Mr. Bickell explained.

Mrs. Griffing continued the presentation with Road District and Park District Funds.

John DiBari asked the Road District Fund; Mr. Ramos asked about the two funds. Mrs. Griffing answered.

Mrs. Griffing continued to the Capital Improvement Program portion of the presentation and explained how debt financing is related to CIP and its impact on the budget.

Mr. von Lossberg stated the North Side Parking Lot project is not actually located on the north side.

Mrs. Harp asked how does the city's debt as a percentage, what percentage of the expenditures are spent on debt. Mr. von Lossberg explained that the upcoming CAFR will explain that. Mrs. Griffing stated the city is no where close to its debt ceiling. Mrs. Harp stated it's "pay as you use."

Mrs. Griffing concluded her presentation. Mr. Bickell highlighted some projects that are funded. Mr. von Lossberg asked Donna Gauckler the Parks Director to comment on the \$100,000+ on the north side pedestrian bridge. Gwen Jones asked Mr. Bickell to explain the bicycle pedestrian project near Missoula Aging Services, which he clarified.

Mrs. Becerra asked about the potential build grant related to the Mary Jane improvements west of Reserve Street. Mr. Bickell explained.

There were no additional questions. Mr. von Lossberg asked if there was public comment; there was none. He called for a break and the meeting would convene at 10:10 AM. The break was extended to 10:15 AM.

Meeting reconvened at 10:15 AM.

Mr. von Lossberg opened the meeting for comments, etc.

Mr. Ramos stated he had no amendments nor budget cuts this year, but he said he did have some comments, which he shared, along with a property tax/mill rate example. He stated he can not support the budget and wanted to get that on the record.

Mrs. Merritt explained that she disagrees with his example, explained her own understanding, and asked Mr. Bickell to clarify property valuations, which he did.

Mrs. Jones talked about two topics: what is going on with the tax formula and she provided an example; and she proposed an amendment to the budget that adds a small piece to the urban forest. Although urban forestry is referenced in several categories, it is not specifically covered. Mrs. Jones made a motion to add \$29,070 addition to the Park District Assessment.

Mrs. Merritt is asking if this would generally allocated to the area recently annexed, what would occur with the inner core of the city; Donna Gauckler explained.

Mrs. Becerra added her support to this motion and made additional comments.

Mrs. West expressed her support of the addition of the funding.

Mrs. Harp stated her full support of this motion.

Mr. von Lossberg expressed his support.

There was no public comment.

The vote was taken. Mr. Ramos voted no. All over members present else voted yes.

Dr. DiBari stated his comments related to non-motorized transportation and the complete streets initiative. He proposed ear-marking \$100,000 to be used to add on to existing projects that would help benefit non-motorized transportation or would leverage the ability to get alternative means of funding. He asked Aaron Wilson, Transportation Manager with Development Services, to speak to why this funding would be helpful. Mr. Wilson provided an example of how had this type of funding been available it would have improved an existing street project even more bicycle-friendly. He also explained how some other small projects would benefit from alternative funding such as this.

Dr. DiBari stated he is hopeful this money could be used as seed money with the intent to use the current staff and resources to enhance the project related to make a recomittment to the city's initiative.

Mayor Engen stated he said there is likely capacity in the larger road district budget, but the opportunity lives in urban renewal districts where funding is available and this would be a great place to start. There is also capacity issues to determine who would do the work and when. Mr. Bickell stated the issues aren't necessarily resource, but related to in-house ability such as engineering, manage the contracts, etc., and the proposed traffic engineer would be able to assist this.

Dr. DiBari commented that the money could buy the supplies and the staff could prioritize the projects.

Mr von Lossberg stated the motion would be to direct administration and staff to work for a target of \$100,000 within existing budgets in addition to looking at additional funding to address complete streets projects.

Mr Hess stated his appreciation of the direction and the city has an award-winning complete streets policy and this speaks to that.

Mr. von Lossberg stated this is a reaffirmation of existing policy and this is a reallocation of existing funding.

The vote was taken; it passed unanimously.

Mayor Engen suggested it a "very Missoula thing to have a half-empty glass" and the budget conversations have been positive. This is good news for the community and this budget reflects the values we hear over and over.

Mr. Ramos provided his comments about the budget.

Mrs. West stated there is a disconnect between property values and wages earned. Missoula is a growing city with growing needs.

Mr. von Lossberg stated his appreciation of Mayor Engen's comments and commented about property values. He expressed his thanks for Finance staff, Mayor Engen, and all involved in this budget process.

The public hearing has been set.

Meeting adjourned.

Moved by: Gwen Jones

Add \$29,070 to the Park District Assessment for Urban Forestry.

AYES: (8): Mirtha Becerra, John DiBari, Heather Harp, Jordan Hess, Gwen Jones, Julie Merritt, Bryan von Lossberg, and Heidi West

NAYS: (1): Jesse Ramos

Vote results: Approved (8 to 1)

Moved by: John DiBari

Direct administration and staff to work for a target of \$100,000 within existing budgets in addition to looking at additional funding to address complete streets projects

AYES: (9): Mirtha Becerra, John DiBari, Heather Harp, Jordan Hess, Gwen Jones, Julie Merritt, Jesse Ramos, Bryan von Lossberg, and Heidi West

Vote results: Approved (9 to 0)

3.1.1 Budget Items Flagged by Council Members

3.1.2 Capital Improvement Projects (CIPs)

3.1.3 Certified Taxable Values from the State of Montana

3.1.4 Budget Wrap-Up

3.1.5 Deliberations

4. ADJOURNMENT

Missoula City Council Public Works Committee Minutes

Date: August 14, 2019
Time: 12:45 pm
Location: City Council Chambers
140 W. Pine Street, Missoula , MT

Members present: Stacie Anderson, Mirtha Becerra, John DiBari, Heather Harp, Jordan Hess, Gwen Jones, Julie Merritt, Bryan von Lossberg, Heidi West

Members absent: Julie Armstrong, Jesse Ramos

1. ADMINISTRATIVE BUSINESS

1.1 Roll Call

1.2 Approval of the Minutes from August 7, 2019

The minutes were approved as submitted.

2. PUBLIC COMMENT ON ITEMS NOT ON THE AGENDA

3. COMMITTEE BUSINESS

3.1 Wastewater Primary Effluent Lift Station Communications Upgrade

Ross Mollenhauer, Utility Project Manager, spoke on the agreement with Neely Electric to upgrade the Wastewater Facility Primary Effluent Lift Station (PELS). The current PELS pump control communication system is outdated. Neely Electric is an approved sole supplier for this type of work and has extensive knowledge of the plant System Control and Data Acquisition (SCADA) system. An upgraded ethernet communication system will give increased capability and reliability.

Mr. Mollenhauer confirmed that Wastewater Enterprise Funds will be utilized to pay for this project.

Moved By Heather Harp

Approve and authorize the Mayor to sign the agreement with Neely Electric to upgrade the Wastewater Facility Primary Effluent Lift Station (PELS) pump control communication system for a sum not to exceed \$43,208.00.

For (8): Stacie Anderson, Mirtha Becerra, John DiBari, Heather Harp, Jordan Hess, Gwen Jones, Bryan von Lossberg, and Heidi West

Approved (8 to 0)

3.2 2019 Missoula Travel Demand Model Update

David Gray, Transportation Planner, spoke on the 2019 Travel Demand Model Update. The contract with LSA Associates (LSA) will be paid entirely by the Metropolitan Planning Organization. These grant funds have already been budgeted through the 2019 Unified Work Plan Work Program and approved by the Transportation Policy Coordinating Committee.

The agreement with LSA is intended to update the current travel demand model in preparation of the 2020 Long Range Transportation Plan Update. Mr. Gray stated that all types of streets will be impacted by the update, ranging from arterial streets to side streets.

Moved By Heather Harp

Approve and authorize the Mayor to sign a contract with LSA in the amount of \$87,957 for the Missoula Metropolitan Planning Organization (MPO) 2019 Missoula Travel Demand Model Update.

For (9): Stacie Anderson, Mirtha Becerra, John DiBari, Heather Harp, Jordan Hess, Gwen Jones, Julie Merritt, Bryan von Lossberg, and Heidi West

Absent (2): Julie Armstrong, and Jesse Ramos

Approved (9 to 0)

4. ADJOURNMENT



City of Missoula, Montana
Item to be Referred to City Council Committee

Committee: Administration and Finance

Item: Resolution levying assessments for the Missoula Tourism Business Improvement District for fiscal year 2020

Date: August 15, 2019

Sponsor(s): Marty Rehbein

Prepared by: same

Ward(s) Affected:

<input type="checkbox"/> Ward 1	<input type="checkbox"/> Ward 4
<input type="checkbox"/> Ward 2	<input type="checkbox"/> Ward 5
<input type="checkbox"/> Ward 3	<input type="checkbox"/> Ward 6
<input type="checkbox"/> All Wards	<input checked="" type="checkbox"/> N/A

Action Required:
Adopt resolution

Recommended Motion(s):

I move the City Council: Adopt a resolution levying annual assessments on the hotels located in the Tourism Business Improvement District of the City of Missoula for fiscal year 2020 in the amount of \$2 per occupied room night in accordance with 7-12-1132 MCA.

Timeline:

Referral to committee:	August 19, 2019
Committee discussion:	August 21, 2019
Council action (or sets hearing):	August 26, 2019
Public Hearing:	n/a
Deadline:	August 26, 2019

Background and Alternatives Explored:

As part of the City's consideration of the fiscal year 2020 budget, the TBID Board of Trustees has prepared and presented a work plan and budget for fiscal year (FY) 2020 to City Council. The City Council conducted a public hearing on the FY20 TBID work plan and budget on August 19, 2019 and approved it.

To fund the work plan and budget, the resolution levies a \$2 per occupied room night assessment on the hotels located and/or constructed within the TBID boundary (the City's incorporate limits) during fiscal year 2020 in accordance with 7-12-1132 (4) and 7-12-1133(c). A "hotel" has over (7) units and is defined in 50-51-102 (6) MCA is any property which meet the following criteria and are located within the boundaries of the district:

- (a) a building or structure kept, used, maintained as, advertised as, or held out to the public to be a hotel, motel, inn, motor court, tourist court, or public lodging house; and
- (b) a place where sleeping accommodations are furnished for a fee to transient guests, with or without meals.

As of the date of the resolution the current City of Missoula corporate limits are shown in Exhibit A and the current list of hotel/motel properties is shown in Exhibit B. Properties meeting the

definition of a “hotel” that are constructed and/or incorporated into the boundaries of the city limits after the effective date of this resolution (but not listed in Exhibits A or B) are subject to TBID assessments.

In accordance with section 7-12-1143 MCA, the annual work plan and budget includes funding for adequate liability coverage insuring the district, the Board, and the City of Missoula against legal liability for personal injury and property damage in an amount sufficient to cover the City of Missoula’s statutory liability limits as stated in Sect. 2-9-108(1), MCA.

Financial Implications:

There are no impacts to the City’s budget. Each hotel in the TBID collects the \$2 assessment for each room night sold, similar to the state bed tax. Quarterly, the hotels submit a report to the TBID’s accountant of the room nights sold. The accountant invoices the hotel. The hotel remits the fees they have collected during the quarter to the TBID.

Links to external websites:

[Tourism Business Improvement District website](#)

**Draft dated 8/12/2019
RESOLUTION NUMBER**

A resolution levying annual assessments on the hotels located in the Tourism Business Improvement District of the City of Missoula for fiscal year 2020 in the amount of \$2 per occupied room night in accordance with 7-12-1132 MCA.

WHEREAS, pursuant to 7-12-1101, et seq., MCA, the City of Missoula is authorized to create tourism business improvement districts (BID); and

WHEREAS, on October 25, 2010, the Missoula City Council adopted resolution [7576](#) creating a tourism business improvement for a period of ten years; and

WHEREAS, on March 25, 2013, the Missoula City Council adopted resolution [7766](#) changing the assessment from \$1 to \$2 per occupied room night for properties in the district; and

WHEREAS, on May 13, 2019, the Missoula City council adopted resolution [8338](#) expanding the tourism business improvement district and renewing it for ten years; and

WHEREAS, the Mayor with the advice and consent of the City Council has appointed a Board of Trustees in accordance with 7-12-1121, MCA; and

WHEREAS, in accordance with 7-12-1132, MCA, the TBID Board has submitted a work plan and budget for fiscal year 2020; and

WHEREAS, pursuant to section 7-12-1143 MCA, the annual work plan and budget includes funding for adequate liability coverage insuring the district, the Board, and the City of Missoula against legal liability for personal injury and property damage in an amount sufficient to cover the City of Missoula's statutory liability limits as stated in Sect. 2-9-108(1), MCA.

WHEREAS, in accordance with 7-12-1132, the City Council has held a public hearing on the TBID work plan and budget for fiscal year 2020, and has approved it on August 19, 2019.

NOW THEREFORE BE IT RESOLVED, the City Council determines that benefits derived by each lot or parcel in the tourism business improvement district are proportional and in accordance with 7-12-1132 (4) and 7-12-1133 (c) assessments will be based on individual occupancy or daily use in the amount of \$2 per occupied room night; and

NOW THEREFORE BE IT RESOLVED, the City Council of the City of Missoula hereby levies and assesses a \$2 per occupied room night on the hotels located and/or constructed within the TBID boundary (the City's incorporate limits) during fiscal year 2020. A "hotel" has over (7) units and is defined in 50-51-102 (6) MCA is any property which meet the following criteria and are located within the boundaries of the district:

- (a) a building or structure kept, used, maintained as, advertised as, or held out to the public to be a hotel, motel, inn, motor court, tourist court, or public lodging house; and
- (b) a place where sleeping accommodations are furnished for a fee to transient guests, with or without meals.

As of the date of this resolution the current City of Missoula corporate limits are shown in Exhibit A and the current list of hotel/motel properties is shown in Exhibit B. Properties meeting the definition of a "hotel" that are constructed and/or incorporated into the boundaries of the city limits after the effective date of this resolution (but not listed in Exhibits A or B) are subject to TBID assessments.

BE IT FURTHER RESOLVED, that it is intended that hotel properties located outside of the corporate limits of the City of Missoula are not subject to assessments. However, the owner(s) of these properties

may voluntarily contribute donations to the District to assist the District with its mission and goals. These donations shall be reported, invoiced, billed, collected and deposited in a manner similar to regular assessments.

BE IT FURTHER RESOLVED, that in accordance with §7-1-4124 (7) MCA, the Missoula TBID is authorized to solicit and accept contributions, bequests, donations, or grants of money, property, services, or other advantages as long as they are not contrary to the public interest.

BE IT FURTHER RESOLVED, that TBID and/or its authorized agent shall invoice and collect TBID assessments on behalf of the TBID on a quarterly basis. Assessments and collections shall be subject to the collection policy approved by Tourism Business District Board of Directors. Revenues collected shall be deposited into a fund designated for the TBID.

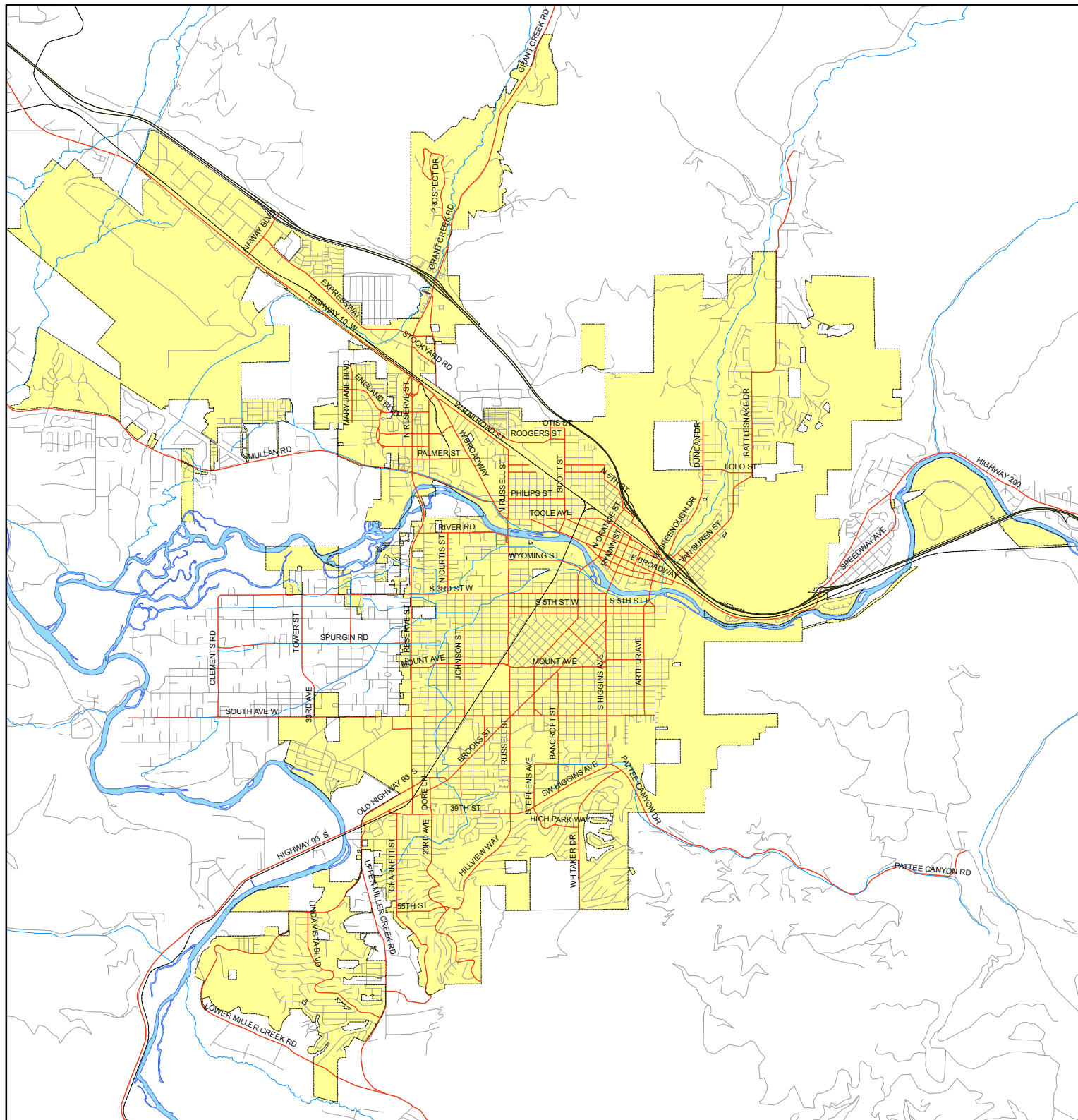
PASSED AND ADOPTED this 26th day of August, 2019.

ATTEST:

APPROVED:

Martha L. Rehbein, CMC
City Clerk

John Engen
Mayor




CITY OF MISSOULA, MONTANA - CITY LIMITS MAP

City Limits as of:
December 26, 2018



34.8 Square Miles
22,273 Acres
970,210,769 Square Feet



Printing Date: Wednesday, December 26, 2018
File: CityMap_8.5x11_PDF.mxd
Prepared By: GIS Services



Exhibit B--List of TBID properties as of 8/12/2019

GEOCODE	HOTEL	TAX ID #	OWNER	LEGAL DESCRIPTION
04220022230010000	Bel Air Motel	0000856207	BEL AIRE MOTEL	CP HIGGINS, S22, T13 N, R19 W, BLOCK E, Lot 11 - 17
04220005303020000	Best Western Grant Creek Inn	0003196702	GRANT CREEK INN LLC	TOWNE CENTER, S05, T13 N, R19 W
04220032321040000	Brooks Street Motor Inn	0001658203	LARSEN INVESTMENTS LLC	NORMAN ADDITION, S32, T13 N, R19 W, BLOCK 69, LOTS 10 & 11 & POR OF LOT 12 & FRAC OF LOTS 15 TO 17 & VAC CHARLOTT ST
04220032321150000	Brooks Street Motor Inn	0000160501	LARSEN INVESTMENTS LLC	CARLINE ADDITION, S32, T13 N, R19 W, BLOCK 69, FRAC OF LOTS 30 & 31 & VAC ALLEY ADJ
04220032333010000	Brooks Street Motor Inn	0006000671	LARSEN INVESTMENTS	CARLINE ADDITION, S32, T13 N, R19 W, BLOCK 64, Lot 15 - 24
04220032333050000	Brooks Street Motor Inn	0005832565	LARSEN INVESTMENTS LLC	CARLINE ADDITION, S32, T13 N, R19 W, BLOCK 64, Lot 25 - 27
04220032333150000	Brooks Street Motor Inn	0006000684	LARSEN INVESTMENTS LLC	CARLINE ADDITION, S32, T13 N, R19 W, BLOCK 64, Lot 28 - 30
04220032333180000	Brooks Street Motor Inn	0001213209	LARSEN INVESTMENTS	CARLINE ADDITION, S32, T13 N, R19 W, 31-38 & 5-6, BLK 64 & FRAC LOTS 1-4 & 6-8, ALL OF 9, BLK 69 & PT VAC ALLEY & PT VAC MC DONALD ST
04220032333370000	Brooks Street Motor Inn	0001213805	LARSEN INVESTMENTS LLC	CARLINE ADDITION, S32, T13 N, R19 W, BLOCK 64, Lot 7 - 14
04220032348130000	Brooks Street Motor Inn	0003778808	LARSEN INVESTMENTS LLC	CARLINE ADDITION, S32, T13 N, R19 W, BLOCK 59, Lot 31 - 34
04220022413010000	Campus Inn	0001773204	CAMPUS INN	MCWHIRK ADDITION, S22, T13 N, R19 W, BLOCK 17 & 18, Lot B, & C & E & PT OF VAC JACKSON ST
04220021217080000	Citi Lodge Value Stay Motel	0000779404	SUBRAYAN ALEX M	MCCORMICK ADDITION # 2, S21, T13 N, R19 W, BLOCK 5, FRAC LTS 13 THRU 24
04220022230030000	City Center Motel	0000336702	CCM LLC	CP HIGGINS, S22, T13 N, R19 W, BLOCK E, Lot 20, & E20' Of Lot 19

GEOCODE	HOTEL	TAX ID #	OWNER	LEGAL DESCRIPTION
04220005202010000	C'Mon Inn	0003384907	MISSCO LLC	COMMERCE CENTER, S05, T13 N, R19 W, Lot 1, 36024 SQUARE FEET
04220005202020000	C'Mon Inn	0003385005	MISSCO LLC	COMMERCE CENTER, S05, T13 N, R19 W, Lot 2
04220022406240000	Comfort Inn	0003282306	CLARK FORK HOTEL INVESTORS LLC	S22, T13 N, R19 W, C.O.S. 4403, PARCEL 1 & 2
04220006101160000	Courtyard by Marriot	2012090400	PASEO INVESTMENTS D LLC	SUMMIT HOTEL ADDITION, S06, T13 N, R19 W, Lot 1, ACRES 2.22
04220022407010000	Doubletree Hotel	0002334073	EDGEWATER PARTNERS LLC	S22, T13 N, R19 W, C.O.S. 6565, PARCEL TRACT 1, ACRES 5.59
04220022411010000	Doubletree Hotel-- Parking Lot	0002334155	EDGEWATER PARTNERS LLC	S22, T13 N, R19 W, C.O.S. 6565, PARCEL TRACT 2, ACRES 1.18
04220005301040000	Econo Lodge (Formerly Best Inn)	0005816627	MOTEL PARTNERS I LIMITED PARTNERSHIP	S05, T13 N, R19 W, ACRES 1.668, TR A2 IN W1/2 SW1/4
04220031430200000	FairBridge Inn & Suites	0005854056	RMH8 LLC AN IDAHO LIMITED LIABILITY COMPANY	RUSSELL BRYAN # 2, S31, T13 N, R19 W, Lot 2
04220031430260000	FairBridge Inn & Suites	0005854069	RMH8 LLC AN IDAHO LIMITED LIABILITY COMPANY	RUSSELL BRYAN # 2, S31, T13 N, R19 W, Lot 3
04220005301130000	Hampton Inn	0005844191	WARREN MISSOULA LLC	NORTHGATE BUSINESS CENTER, S05, T13 N, R19 W, Lot 4
04220008203140000	Hilton Garden Inn	0005830532	WESTERN HOSPITALITY GROUP LP	MISSOULA HILTON, S08, T13 N, R19 W, Lot 1, 284808 SQUARE FEET
04220007101110000	Holiday Inn Express	0004584494	GRANT CREEK LLC	STAYBRIDGE, S07, T13 N, R19 W, Lot 1, 35864 SQUARE FEET
04220007101120000	Holiday Inn Express Additional	0004584494	GRANT CREEK LLC	STAYBRIDGE, S07, T13 N, R19 W, Lot 2, 39792 SQUARE FEET

GEOCODE	HOTEL	TAX ID #	OWNER	LEGAL DESCRIPTION
04220022207010000	Holiday Inn Missoula Downtown	0000025606	EL DORADO HOSPITALITY LLC	MISSOULA ORIGINAL TOWNSITE, S22, T13 N, R19 W, BLOCK 6, Lot 17 - 22, 146503 SQUARE FEET, & BLOCK 9 Lots 1-22
04220022207110000	Holiday Inn Missoula Downtown	2011083104	EL DORADO HOSPITALITY LLC	MISSOULA ORIGINAL TOWNSITE, S22, T13 N, R19 W, BLOCK 6, Lot 16A, 3425 SQUARE FEET, OF LOTS 12 -16
04220022207090000	Holiday Inn Missoula Downtown	2011083103	EL DORADO HOSPITALITY LLC	MISSOULA ORIGINAL TOWNSITE, S22, T13 N, R19 W, BLOCK 6, Lot 15A, 3425 SQUARE FEET, OF LOTS 12 -16
04220022207070000	Holiday Inn Missoula Downtown	2011083102	EL DORADO HOSPITALITY LLC	MISSOULA ORIGINAL TOWNSITE, S22, T13 N, R19 W, BLOCK 6, Lot 14A, 3425 SQUARE FEET, OF LOTS 12 -16
04220022207050000	Holiday Inn Missoula Downtown	2011083101	EL DORADO HOSPITALITY LLC	MISSOULA ORIGINAL TOWNSITE, S22, T13 N, R19 W, BLOCK 6, Lot 13A, 6850 SQUARE FEET, OF LOTS 12 -16
04220005301010000	La Quinta Inn	0001776537	MALBCO HOLDINGS LLC	PHILLIPS ADDITION # 1 - BLK 1 LOT 1, S05, T13 N, R19 W, Lot 1-B-1, 5664 SQUARE FEET, OF LOTS 1A1 AND 1B1
04220005202040000	Motel 6	0003385207	BCW LLC	COMMERCE CENTER - PHASE II, S05, T13 N, R19 W, Lot 4A
04220022412020000	Motel 6	0000954502	LAXMI HOSPITALITY LLC	MCWHIRK ADDITION, S22, T13 N, R19 W, BLOCK W, Lot 13 - 16, 19166 SQUARE FEET, & S10' OF 17 COS 5947
04220022412070000	Motel 6	0001111800	LAXMI HOSPITALITY LLC	MCWHIRK ADD, S22, T13 N, R19 W, BLOCK 00W, Lot 005, MCWHIRK MC WHIRK-LOTS 5 THRU 7 BLK W
04220022414030000	Motel 6	0004289599	BUDGET INN	MCWHIRK ADDITION, S22, T13 N, R19 W, BLOCK 19, Lot 4A
04220022414050000	Motel 6	0004289497	BUDGET INN	MCWHIRK ADDITION, S22, T13 N, R19 W, BLOCK 19, Lot 5A
04220022414040000	Motel 6	0000580005	BUDGET INN	MCWHIRK ADDITION, S22, T13 N, R19 W, BLOCK 19, Lot 6 - 10, AMENDED & 1/2 VAC JACKSON STREET ADJ

GEOCODE	HOTEL	TAX ID #	OWNER	LEGAL DESCRIPTION
04220021131010000	Mountain Valley Inn	0002458003	WIRTH FAMILY HOLDINGS LLC	WJ MCCORMICKS ADDITION, S21, T13 N, R19 W, BLOCK 17, Lot 13 - 19
04220005202030000	My Place	0003385101	RRR MISSOULA LLC	COMMERCE CENTER - PHASE III, S05, T13 N, R19 W, Lot 2A, ACRES 1.57, OF LOTS 1 & 2
04220005301170000	Quality Inn	0001787803	SUBRAYAN INVESTMENTS LLC	SUMMIT HOTEL ADDITION, S05, T13 N, R19 W, Lot 2, ACRES 0.99
04220021128010000	Red Lion Inn	0001864500	RASM PROPERTIES LLC	WJ MCCORMICKS ADDITION, S21, T13 N, R19 W, BLOCK 49, Lot 1 - 20, POR OF VACA BLANCHE ST & ADJ ALLEY
04220022218010000	Residence Inn at the Mercantile	0000025404	MERCANTILE INVESTORS LLC	MISSOULA ORIGINAL TOWNSITE, S22, T13 N, R19 W, BLOCK 2, Lot 11 - 21, COS 3443 PARCEL A
04220005301090000	Ruby's Inn	0005844173	ERCK INCORPORATED	RUBY ERCK ADDITION, S05, T13 N, R19 W, Lot 3A, ACRES 1.95, NORTHGATE BUISNESS CENTER-LOT 3
04220032311370000	Sleep Inn	0003295903	GRANITE PEAK HOSPITALITY INC	DORE LANE ADDITION, S32, T13 N, R19 W, Lot 1
04220021219070000	Sleepy Inn Motel	0002138404	SUBRAYAN ALEX M	MCCORMICK ADDITION # 2, S21, T13 N, R19 W, BLOCK 9, Lot 11 - 18, E 8' OF 19
04220007101020000	Staybridge Suites	0005844913	ENCE PROPERTIES dba STAYBRIDGE SUITES	STAYBRIDGE, S07, T13 N, R19 W, Lot 3, 96039 SQUARE FEET
04219901102040000	Stone Creek Lodge	0003474903	CENTER FIELD PROPERTIES LLC	MISSOULA DEVELOPMENT PARK - PHASE 2, S01, T13 N, R20 W, BLOCK 9, Lot 3A & 4A, 153974 SQUARE FEET
04219901102050000	Stone Creek Lodge	0003475001	CENTER FIELD PROPERTIES LLC	MISSOULA DEVELOPMENT PARK PH2 002, S01, T13 N, R20 W, BLOCK 009, Lot 4A, 36369 SQUARE FEET, LOTS 3A & 4A
04220005301150000	Super 8 Motel	0005844208	PUNJAB LLC	NORTHGATE BUSINESS CENTER, S05, T13 N, R19 W, Lot 5

GEOCODE	HOTEL	TAX ID #	OWNER	LEGAL DESCRIPTION
04220031430100000	Super 8 Motel	0000344963	S&G 3901 LLC	NP 93 ADDITION, S31, T13 N, R19 W, PARCELS A & B POR TRACTS 3 & 4 2.543AC
04220017201030000	Broadway Inn and Conference Center	0000306207	TRIPLE M PROPERTY MANAGEMENT LLC	S17, T13 N, R19 W, C.O.S. 5628, PARCEL A, IN SE4
04220022406020000	Thunderbird Motel	0001952300	THUNDERBIRD MOTEL	S22, T13 N, R19 W, C.O.S. 4621, PARCEL 2, NE4 SE4 25,447 SQ FT
04220008202110000	TownePlace Suites	0003809306	JK MISSOULA LLC	NORTH RESERVE BUSINESS CENTER, S08, T13 N, R19 W, Lot 6B, 95170 SQUARE FEET, PHASE 3B
04220005302030000	Travelers Inn	0005831970	TETON ACCEPTANCE LLC	ROWDY'S CABIN TRAVELERS INN MOTEL ADDITION, S05, T13 N, R19 W, Lot B
04219901102140000	Wingate Inn	0003475905	MISSOULA VENTURES LLC	MISSOULA DEVELOPMENT PARK - PHASE 2, S01, T13 N, R20 W, BLOCK 11, Lot 1



City of Missoula, Montana
Item to be Referred to City Council Committee

Committee: Administration and Finance

Item: Resolution levying assessments for sidewalk and snow removal performed in 2018-2019

Date: August 15, 2019

Sponsor(s): Marty Rehbein

Prepared by: same

Ward(s) Affected:

<input type="checkbox"/> Ward 1	<input type="checkbox"/> Ward 4
<input type="checkbox"/> Ward 2	<input type="checkbox"/> Ward 5
<input type="checkbox"/> Ward 3	<input type="checkbox"/> Ward 6
<input type="checkbox"/> All Wards	<input checked="" type="checkbox"/> N/A

Action Required:
Adopt resolution

Recommended Motion(s):

I move the City Council: Adopt a resolution levying a special assessment and tax upon property for annual sidewalk/snow removal assessments to reimburse the city for removal of snow removal performed in 2018-2019 totalling \$2,717.00 pursuant to Sections 12.16.030 and 12.16.040 Missoula Municipal Code

Timeline:

Referral to committee:	August 19, 2019
Committee discussion:	August 21, 2019
Council action (or sets hearing):	N/A
Public Hearing:	N/A
Deadline:	August 26, 2019

Background and Alternatives Explored:

By law, property owners are responsible to clear snow and ice from their walks. This past winter, the City received a number of complaints about snow and ice on sidewalks located in the public right-of-way. When City Staff receive a complaint, they inspect the property in question, and if they find the complaint is valid, they leave notice at the property to clear the walk. If the property is a vacant lot, the inspector contacts the property owner. If the snow and ice isn't removed in the time outlined in the notice, a City contractor is dispatched to clear the walk, and City Staff send the property owner an invoice. If the property owner doesn't pay the invoice, city ordinance and state law allow the city council to collect the debt through a property tax assessment.

During the past year, several properties didn't pay the invoices for sidewalk snow removal. They are listed in Exhibit A. The total value of assessments is \$2,717.00. The sidewalks were cleared in 2018-2019. Staff recommends the City Council approve the resolution levying an assessment

Financial Implications:

If the expenses are not levied and assessed, the City will not recoup the expenses it incurred to clear the walk.

Return to: City Clerk
435 Ryman
Missoula, MT 59802

**Draft dated 8/13/2019
RESOLUTION NUMBER**

A resolution levying a special assessment and tax upon property for annual sidewalk/snow removal assessments to reimburse the city for removal of snow removal performed in 2018-2019 in the total amount of \$2,717.00 pursuant to sections 12.16.030 and 12.16.040 Missoula Municipal Code.

WHEREAS, Montana state law subsection 7-14-4105(3) Montana Code Annotated (MCA) provides that a municipal city council has the power to regulate the use of sidewalks and require the owners of the adjoining premises to keep the same free from snow or other obstructions, and,

WHEREAS, the City Council of the City of Missoula, Montana adopted Sections 12.16.030 through 12.16.040 Missoula Municipal Code (MMC) providing for the removal of snow and ice from sidewalks by city crews once a property owner has been duly notified and has failed to clear ice and snow from public sidewalks located within the public right-of-way adjoining their premises/property; and,

WHEREAS, upon determining that a violation existed pursuant to 12.16.030 MMC, City staff left notice at the property, or in the case of a vacant lot, called the property owner, to notify them of the violation and gave them a specified period of time to clear ice and snow from sidewalks located on their property and in the public right-of-way; and,

WHEREAS, property owners listed in Exhibit A failed to clear ice and snow from their walk in the time specified, and City crews cleared the sidewalk; and,

WHEREAS, in accordance with 12.16.040 MMC City Staff sent invoices for the cost of snow and ice removal to the property owners listed in Exhibit A; and

WHEREAS, the invoices have not been paid by the property owner, and in accordance with 12.16.040 MMC may be assessed by levying an assessment on the premises, and,

WHEREAS, the County of Missoula bills the lots, pieces and parcels of land subject to assessment under this resolution on behalf of the City.

NOW, THEREFORE, BE IT RESOLVED BY THE CITY COUNCIL OF THE CITY OF MISSOULA, MONTANA:
That to defray the cost and expense of removing ice and snow from sidewalks on the properties listed in Exhibit A, there is hereby assessed a special assessment and tax in the respective amounts set forth for the assessment. A description of each lot, piece or parcel of land, the name of the owner thereof and the amount assessed against the same are listed in Exhibit A.

BE IT FURTHER RESOLVED that the assessments as shown on Exhibit A, are now due and payable to the County Treasurer of Missoula, Montana, and will be delinquent on November 30, 2019, at 5:00 p.m.

PASSED AND ADOPTED this 26th day of August, 2019.

ATTEST:

APPROVED:

Martha L. Rehbein, CMC
City Clerk

John Engen
Mayor

(SEAL)

Exhibit A-- Fiscal Year 2020 Sidewalk Snow Removal Assessments

TAX ID	GEOCODE	PROPERTY OWNER	PROPERTY ADDRESS	LEGAL DESCRIPTION	ASSESSMENT	VIO NUMBER	Invoiced
1684902	04-2200-22-2-36-07-0000	STERTZ PETER/MARION	317 W SPRUCE ST	CP HIGGINS, S22, T13 N, R19 W, BLOCK 13, Lot 5	\$ 72.00	2018-MSS-VIO-00252	12.19.2018
1025206	04-2200-22-3-13-07-0000	REIFEL DANA B TRUSTEE	605 GERALD AVE	MONTANA ADDITION, S22, T13 N, R19 W, BLOCK 11, Lot 1 - 2, N70' OF 1 & N70' E20' OF 2	\$ 110.00	2018-MSS-VIO-00271	12.12.2018
5831425	04-2200-22-1-14-11-0000	FLOYD F A	930 MONROE	TOWN COMPANY ADDITION, S22, T13 N, R19 W, BLOCK 115, Lot B, AMENDED	\$ 225.00	2018-MSS-VIO-00303	1.3.2019
380801	04-2200-32-4-20-42-0000	CORS MARY ANN	1805 34TH ST	BELLEVUE ADDITION # 2, S32, T13 N, R19 W, BLOCK 1, W 70' OF LOT 1, E 20' OF 2	\$ 210.00	2018-MSS-VIO-00308	1.10.2019
158259	04-2200-32-4-26-40-0000	MCGUIRE DANIEL	1800 34TH ST	CARLINE ADDITION, S32, T13 N, R19 W, BLOCK 73, Lot 36 - 38	\$ 210.00	2018-MSS-VIO-00310	1.13.2019
472801	04-2200-27-3-05-01-0000	LAPSYS BRANDON	500 SOUTH AVE E	MOUNT SENTINEL # 4, S27, T13 N, R19 W, BLOCK 2, LOTS 21 & 22	\$ 330.00	2019-MSS-VIO-00022	1.15.2019
1435109	04-2200-14-2-20-01-0000	HOBBS ROGER C	2215 RAYMOND AVE	PARK ADDITION, S14, T13 N, R19 W, BLOCK 13, Lot 1 - 6, & S12 FT OF 7 & 18 & ALL OF 19 TO 24 & ALLEY ADJ	\$ 390.00	2019-MSS-VIO-00043	1.29.2019
34609	04-2200-28-4-12-11-0000	WEST KENT LLC	645 W KENT AVE	HOMEVALE ADDITION, S28, T13 N, R19 W, BLOCK 12, N2 OF LOTS 11 & 12	\$ 450.00	2019-MSS-VIO-00126	3.19.2019
1406808	04-2200-22-2-51-05-0000	MEYER JIM/CYNDI	601 WOODY ST	CP HIGGINS, S22, T13 N, R19 W, BLOCK 3, Lot 17 - 20, S30' OF ALL	\$ 510.00	2019-MSS-VIO-00136	3.19.2019
2251209	04-2200-22-3-14-08-0000	JENKINS JAMES/LOUISE	604 GERALD AVE	MONTANA ADDITION, S22, T13 N, R19 W, BLOCK 12, Lot 9 - 10, N 43 1/3' X 76' OF ALL	\$ 210.00	2019-MSS-VIO-00151	3.29.2019
TOTAL ASSESSMENTS SNOW					\$ 2,717.00		



City of Missoula, Montana
Item to be Referred to City Council Committee

Committee: Administration and Finance

Item: Resolution levying assessments for the Downtown Business Improvement District for fiscal year 2020

Date: August 15, 2019

Sponsor(s): Marty Rehbein

Prepared by: same

Ward(s) Affected:

- | | |
|--|---------------------------------|
| <input checked="" type="checkbox"/> Ward 1 | <input type="checkbox"/> Ward 4 |
| <input type="checkbox"/> Ward 2 | <input type="checkbox"/> Ward 5 |
| <input type="checkbox"/> Ward 3 | <input type="checkbox"/> Ward 6 |
| <input type="checkbox"/> All Wards | <input type="checkbox"/> N/A |

Action Required:

Adopt resolution

Recommended Motion(s):

I move the City Council: Adopt a resolution levying taxes on the lots, pieces and parcels of land located in the downtown business improvement district of the city of Missoula for fiscal year 2020 in the amount of \$(to be determined) in accordance with 7-12-1132 MCA.

Timeline:

Referral to committee:	August 19, 2019
Committee discussion:	August 21, 2019
Council action (or sets hearing):	n/a
Public Hearing:	n/a
Deadline:	August 26, 2019

Background and Alternatives Explored:

In 2005, the City Council created Downtown Business Improvement District in response to a petition submitted by downtown property owners requesting that the district be created. In spring 2010, the City Council extended the BID for an additional 10 years in response to a petition from property owners in the district. The BID Board of Trustees submits an annual work plan and budget for the City Council's consideration. State law required the City Council hold a public hearing on the BID's proposed work plan and budget to hear any objections from property owners. The City Council is holding the public hearing in conjunction with the city's budget public hearing on August 19th.

The next step in the process is to levy the taxes on the district properties to defray the costs identified in the work plan and budget. If the City Council adopts the resolution to levy the final assessments, property owners will see the assessment on their property tax bills in November and May.

Financial Implications:

Staff are awaiting individual parcel information from the Montana Department of Revenue in order to calculate BID assessments. We'll present an updated spreadsheet as soon as assessments are calculated.



City of Missoula, Montana
Item to be Referred to City Council Committee

Committee: Administration and Finance

Item: Resolution levying assessments for hazardous vegetation removal (weeds) for fiscal year 2020

Date: August 15, 2019

Sponsor(s): Marty Rehbein

Prepared by: same

Ward(s) Affected:

<input type="checkbox"/> Ward 1	<input type="checkbox"/> Ward 4
<input type="checkbox"/> Ward 2	<input type="checkbox"/> Ward 5
<input type="checkbox"/> Ward 3	<input type="checkbox"/> Ward 6
<input type="checkbox"/> All Wards	<input checked="" type="checkbox"/> N/A

Action Required:
Adopt resolution

Recommended Motion(s):

I move the City Council: Adopt a resolution levying a special assessment and tax upon property for annual weed assessments to reimburse the city for hazardous vegetation and nuisance weed cut orders performed in 2018 in the total amount of \$1,434.00 pursuant to section 7-22-4101 Montana Code Annotated and section 8.40.040 Missoula Municipal Code

Timeline:

Referral to committee:	August 19, 2019
Committee discussion:	August 21, 2019
Council action (or sets hearing):	August 26, 2019
Public Hearing:	n/a
Deadline:	August 26, 2019

Background and Alternatives Explored:

Each year, the City receives many hazardous vegetation and nuisance weed complaints. Development Services (DS) inspects the property in question, and if they find the vegetation violates city ordinance, they send notice to the property owner to cut the vegetation. If the vegetation isn't cut in the time outlined in the notice, the City's contractor cuts the weeds and DS sends the property owner an invoice. If the property owner hasn't paid the invoice, state law and the city ordinance allow the city council to collect the debt through a property tax levy.

During the past year, several properties didn't pay the invoices for vegetation removal by the city's contractor totaling \$1,43400. The vegetation was cut in 2018.

Financial Implications:

The city will not be reimbursed for the expense of cutting the weeds, and there will be a shortfall in the weed program budget.

City Clerk
435 Ryman
Missoula, MT 59802

Draft dated 8/13/2019
RESOLUTION NUMBER

A resolution levying a special assessment and tax upon property for annual weed assessments to reimburse the city for hazardous vegetation and nuisance weed cut orders performed in 2018 in the total amount of \$1,434.00 pursuant to section 7-22-4101 Montana Code Annotated and section 8.40.040 Missoula Municipal Code.

WHEREAS, the City Council of the City of Missoula, Montana adopted Section 8.40.040 Missoula Municipal Code providing for a hazardous vegetation removal fee once a property owner has been duly notified and has failed to exterminate or otherwise abate that hazardous vegetation; and,

WHEREAS, City Development Service staff gave notice to the property owners listed in Exhibit A, who neglected to exterminate or remove the hazardous vegetation on their property within the time required in the letter; and,

WHEREAS, Development Services arranged for private contractors to cut and remove the weeds from the properties as listed in Exhibit A; and,

WHEREAS, Section 7-22-4101 M.C.A. grants a City Council power to levy a special tax against the property for the cost of extermination or removal if the property owner or owners neglect to exterminate or remove the nuisance weeds from the property; and,

WHEREAS, the County of Missoula bills the lots, pieces and parcels of land subject to assessment under this resolution on behalf of the City.

NOW, THEREFORE, BE IT RESOLVED BY THE CITY COUNCIL OF THE CITY OF MISSOULA, MONTANA:

That to defray the cost and expense of cutting weeds on the property listed in Exhibit A, there is hereby assessed a special assessment and tax in the respective amounts set forth for the assessment. A description of each lot, piece or parcel of land, the name of the owner thereof and the amount assessed against the same are listed in Exhibit A.

BE IT FURTHER RESOLVED that the assessments as shown on Exhibit A, are now due and payable to the County Treasurer of Missoula, Montana, and will be delinquent on November 30, 2019, at 5:00 p.m.

PASSED AND ADOPTED this 29th day of August, 2019.

ATTEST:

Martha L. Rehbein
City Clerk

APPROVED:

John Engen
Mayor

Exhibit A--Fiscal Year 2020 Hazardous Vegetation Assessments

TAX ID	GEOCODE	PROPERTY OWNER	PROPERTY ADDRESS	LEGAL DESCRIPTION	ASSESSMENT	VIO NUMBER	Invoiced
2315657	04-2200-33-4-15-01-0000	DEUTCH PHILIP/ROBERTA	101 NORTHVIEW DR	FAR VIEWS HOMESITES ADDITION # 06A, S33, T13 N, R19 W, BLOCK 2, Lot PT OF 15	\$ 629.00	2018-MSS-VIO-00201	9.5.2018
2014309	04-2200-29-3-18-01-0000	SCHMAUTZ BERNICE	KEMP / SUSSEX	CARLINE ADDITION, S29, T13 N, R19 W, BLOCK 26, Lot 17 - 26	\$ 805.00	2018-MSS-VIO-00182	11.9.2018
TOTAL ASSESSMENTS VEG					\$ 1,434.00		

NOTES

These two properties were invoiced in fall of 2018 after august assessments and remain unpaid. We have only had 2 new violations thus far this season - and they are still within a 30 day payment window for invoicing.



City of Missoula, Montana
Item to be Referred to City Council Committee

Committee: Budget Committee of the Whole

Item: Resolution setting method of assessment and levying assessments for Road District t#1 for fiscal year 2020

Date: August 15, 2019

Sponsor(s): Marty Rehbein

Prepared by: same

Ward(s) Affected:

<input type="checkbox"/> Ward 1	<input type="checkbox"/> Ward 4
<input type="checkbox"/> Ward 2	<input type="checkbox"/> Ward 5
<input type="checkbox"/> Ward 3	<input type="checkbox"/> Ward 6
<input checked="" type="checkbox"/> All Wards	<input type="checkbox"/> N/A

Action Required:
Adopt resolution

Recommended Motion(s):

BCOW Committee August 21, 2019

I move the City Council: Discussion Only—Pre-public hearing information presentation.

City Council August 26, 2019 public hearing

Adopt/deny a resolution of the City Council of the City of Missoula, Montana, levying and assessing the lots and parcels within the City of Missoula Road District Number 1 in the amount of \$4,558,571 for the costs associated with providing certain maintenance, purchasing and improvement services in fiscal year 2020 for city-owned facilities, land and equipment under the responsibility and care of the City of Missoula Public Works Department's Street Division, Central Service's Vehicle Maintenance Division and Development Service's Engineering Division providing for a method of assessments; and providing for other matters properly relating thereto.

Timeline:

Referral to committee:	August 19, 2019
Committee discussion:	August 21, 2019
Public Hearing:	August 26, 2019
Deadline:	August 26, 2019

Background and Alternatives Explored:

The City Council created Road District #1 in FY 2011. The district encompasses the entire city limits including all parcels annexed since the district was first established. This past spring, the Public Works Department, Central Services Department and Development Services developed a work plan and budget for Road District #1. The work plan and budget has been presented to the City Council as part of the FY 2020 budget process.

The preliminary assessment proposed for the district is \$4,558,571. The City Council is conducting public hearings on the budget and work plan as part of its consideration of the city's overall FY 2020 budget at City Council meetings scheduled on August 19, 2019.

State law provides that once the work plan and budget for the district are finalized, the City Council must conduct a public hearing on the method of assessment chosen to finance the activities in the district and the final assessments. Staff is recommending the City Council assess each parcel based on that portion of taxable value that its taxable valuation bears to the total taxable valuation of the property in the District (the same method used every year since the district's inception).

The final resolution will be amended to incorporate the City Council's final budget decisions for the road district and the individual assessments will be presented at the public hearing.

Financial Implications:

We are still awaiting parcel based valuations from the state Department of Revenue. We will present the assessments for properties at the public hearing. Each property owner pays a proportionate share their property's taxable value bears in relation to the total taxable value of the city.



City of Missoula, Montana
Item to be Referred to City Council Committee

Committee: Budget Committee of the Whole

Item: Resolution setting method of assessment and levying assessments for Park District #1 for fiscal year 2020

Date: August 15, 2019

Sponsor(s): Marty Rehbein

Prepared by: same

Ward(s) Affected:

<input type="checkbox"/> Ward 1	<input type="checkbox"/> Ward 4
<input type="checkbox"/> Ward 2	<input type="checkbox"/> Ward 5
<input type="checkbox"/> Ward 3	<input type="checkbox"/> Ward 6
<input checked="" type="checkbox"/> All Wards	<input type="checkbox"/> N/A

Action Required:
Adopt resolution

Recommended Motion(s):

BCOW recommended motion August 21, 2019

I move the City Council: Discussion only—pre-public hearing preview

City Council recommended motion August 26, 2019

Adopt/Deny a resolution levying and assessing the lots and parcels within the city of Missoula Park District Number 1 in the preliminary amount of \$2,479,600 for the costs associated with providing certain maintenance, purchasing and improvement services in fiscal year 2020 for city-owned facilities, land and equipment under the responsibility and care of the city of Missoula Parks and Recreation Department; providing for a method of assessments; and providing for other matters properly relating thereto.

Timeline:

Referral to committee:	August 19, 2019
Committee discussion:	August 21, 2019
Public Hearing:	August 26, 2019
Deadline:	August 26, 2019

Background and Alternatives Explored:

The City Council created Park District #1 in FY 2011. The district encompasses the entire city limits including all parcels annexed since the district was first established. This past spring, the Parks and Recreation Department developed a work plan and budget for Park District #1. The work plan and budget was presented to the City Council as part of the FY 2020 budget process.

The total assessment for the district are preliminarily estimated at \$2,479,600. The City Council is conducting public hearings on the budget and work plan as part of its consideration of the city's overall FY 2020 budget at City Council meetings held on August 19, 2019 and will finalize the total amount.

State law provides that once the work plan and budget for the district are finalized, the City Council must conduct a public hearing on the method of assessment chosen to finance the activities in the district and the final assessments. Staff is recommending the City Council assess each parcel based on that portion of taxable value that its taxable valuation bears to the total taxable valuation of the property in the District (the same method used every year since the district's inception).

Financial Implications:

We are still awaiting parcel based valuations from the state Department of Revenue. We will present the assessments for properties at the public hearing. Each property owner pays a proportionate share their property's taxable value bears in relation to the total taxable value of the city.

Return to: City Clerk
435 Ryman Street
Missoula, MT 59802

RESOLUTION NUMBER

A resolution of the City Council of the city of Missoula, Montana, levying and assessing the lots and parcels within the city of Missoula Park District Number 1 preliminarily estimated at \$2,479,600 for the costs associated with providing certain maintenance, purchasing and improvement services in fiscal year 2020 for city-owned facilities, land and equipment under the responsibility and care of the city of Missoula Parks and Recreation Department; providing for a method of assessments; and providing for other matters properly relating thereto.

CITY OF MISSOULA Missoula County, Montana

City of Missoula Park District Number 1

Be it resolved by the City Council of the City of Missoula, Montana:

Whereas, the City of Missoula, Montana (the "City") is a municipality duly organized and existing under and by virtue of the Constitution and laws of the State of Montana;

Whereas, the City Council of the City (the "Council") is authorized by Montana Code Annotated ("MCA"), Title 7, Chapter 11, Part 10, as amended, to create special districts to provide maintenance, purchasing and improvement services for City-owned facilities, land and equipment under the responsibility and care of the City of Missoula Parks and Recreation Department to the inhabitants of the special district;

Whereas, the Council is authorized by MCA, Title 7, Chapter 11, Part 10, as amended, to finance the maintenance, purchasing and improvement services within the special district by levying an assessment on the lots and parcels within the boundaries of the special district;

Whereas, after providing notice and conducting the public hearing required by MCA 7-11-1007 the City adopted Resolution No. 7564 on September 13, 2010, (the "Creation Resolution") creating a special district to be known as the "City of Missoula Park District Number 1" (the "District") for the purpose of providing services including but not limited to: (1) maintenance, repair, replacement, upkeep, installation, improvement, operational enhancement, construction, reconstruction, acquisition of land; and/or (2) implementation of measures required to maintain public health and safety or meet legal or regulatory requirements; and/or (3) purchasing, replacing, and/or maintaining equipment, tools or vehicles used to carry out the functions described herein; and/or (4) any other functions, labor, supplies and/or materials necessary for management and maintenance of City-owned facilities, lands and equipment

under the responsibility and care of the City of Missoula Parks and Recreation Department including but not limited to: public parks and park areas (as described in the Master Parks and Recreation Plan for the Greater Missoula Area) recreation facilities, trails, open space (as defined in the City of Missoula Urban Area Open Space Plan), urban forest, medians, boulevards, pathways, sidewalks, public easements, and other facilities which are located in the City limits and/or are owned by the City (collectively, the “Services and Improvements”);

Whereas, after due notice and conducting a public hearing, the Council adopted Resolution No. 8081 on August 15, 2016, fixing the annual appropriations and the capital improvement program for the City as set forth in the fiscal year 2020 budget which included a work plan and budget for the District **preliminarily estimated at \$2,479,600** in order to provide services and purchase supplies to carry out the work plan established for the District in fiscal year 2020;

Whereas, in accordance with MCA 7-11-1024, the City Council has determined that each lot or parcel of land including the improvements on the lot or parcel shall be assessed for that part of the cost of the special district that its taxable valuation bears to the total taxable valuation of the property in the District;

Whereas, pursuant to MCA Sections 7-11-1025, the City must provide notice of the annual levy and assessment of all lots and parcels in the District for the costs of the Services and Improvements to be provided each year within the District;

Whereas, notice of the annual levy and assessment of all lots and parcels in the District for the costs of the Services and Improvements to be provided within the District to be levied was published in the *Missoulian*, a newspaper of general circulation in Missoula County, on August 11, 2019, and August 18, 2019; and

Whereas, a public hearing was held on August 26, 2019, during a regular meeting of the Council; and

Whereas, at such hearing the Council heard and passed upon all such protests regarding the annual levy and assessment of all lots and parcels in the District for the costs of the Services and Improvements to be provided within the District.

NOW, THEREFORE IT IS HEREBY FOUND, DETERMINED AND ORDERED, as follows:

Section 1. Assessments; Assessment Methods: Property to be Assessed. Properties located in the District are hereby levied and assessed for their portion of the cost of Services and Improvements to be made in fiscal year 2020 in accordance with this Section 1 and the terms of Resolution No. **[insert appropriation resolution number here]**. The costs to provide the Services and Improvements in the District shall initially be assessed against each lot or parcel of land, including the improvements on the lot or parcel, for that part of the cost of the Services and Improvements that such lot or parcel's taxable valuation bears to the total taxable valuation of the property in the District. Such taxable valuation shall be based upon the last-completed assessment roll for state, City, county and school district taxes. The assessments shall be based on such taxable value as assigned by the Montana Department of Revenue.

In fiscal year 2020, the Council estimates the cost of the Services and Improvements to be performed in the District **preliminarily estimated at \$2,479,600**. The work plan and budget for the Services and Improvements to be provided in fiscal year 2020 were approved by the City Council on August 19, 2019, and are on file and available for public inspection in the City Clerk's office.

Total levy for Park District #1 is **preliminarily estimated at \$2,479,600**.

The Council may, and hereby reserves, all rights granted by MCA Section 7-11-1025 to, change the method of assessment for the District for fiscal year 2020 and thereafter.

A map and description of the boundaries of the District are attached hereto as Exhibits "A" and "B".

Section 2. List of Properties Assessed. The official list of those properties subject to assessment, fees or taxation within the District, including the names of the owners of such properties and the amount of assessment on each property, is on file and available for public inspection in the Missoula County Treasurer's Office, and further such list is the last completed county assessment roll for the lots or parcels of land including improvements thereon, within the boundaries of the District. The list may not be distributed or sold for use as a mailing list in accordance with MCA Section 2-6-109.

Section 3. Ratifier. All actions not inconsistent with the provisions of this Resolution heretofore taken by the City and its employees with respect to the creation of the District are hereby in all respects ratified, approved and confirmed.

Section 4. Repealer. All resolutions or parts thereof in conflict herewith are, to the extent of such conflict, hereby repealed, and shall have no further force or effect.

Section 5. No Personal Recourse. No recourse shall be had for any claim based on this Resolution against any Council member or the City, nor any officer or employee, past, present or future, of the City or of any successor body as such, either directly or through the City or any such successor body, under any constitutional provision, statute or rule of law or by the enforcement of any assessment or penalty or otherwise.

Section 6. Effective Date. This Resolution shall be in full force and effect from and after its date of adoption.

PASSED AND ADOPTED by the City Council of the City of Missoula, Montana, this 26th day of August, 2019.

CITY OF MISSOULA
Missoula County, Montana

John Engen,
Mayor

ATTEST:

Martha L. Rehbein, CMC
City Clerk

(S E A L)

CERTIFICATE AS TO RESOLUTION AND ADOPTING VOTE

I, the undersigned, being the duly qualified and acting recording officer of the City of Missoula, Montana (the "City"), hereby certify that the attached resolution is a true copy of a resolution entitled: **"A resolution of the City Council of the city of Missoula, Montana, levying and assessing the lots and parcels within the city of Missoula Park District Number 1 preliminarily estimated at \$2,479,600 for the costs associated with providing certain maintenance, purchasing and improvement services in fiscal year 2020 for city-owned facilities, land and equipment under the responsibility and care of the city of Missoula Parks and Recreation Department; providing for a method of assessments; and providing for other matters properly relating thereto."** (the "Resolution"), on file in the original records of the City in my legal custody; that the Resolution was duly adopted by the City Council of the City at a meeting on August 26, 2019, and that the meeting was duly held by the City Council and was attended throughout by a quorum, pursuant to call and notice of such meeting given as required by law; and that the Resolution has not as of the date hereof been amended or repealed.

I further certify that, upon vote being taken on the Resolution at such meeting, the Resolution was adopted by the following vote:

AYES, and in favor thereof: _____

NAYS: _____

ABSENT: _____

ABSTAIN: _____

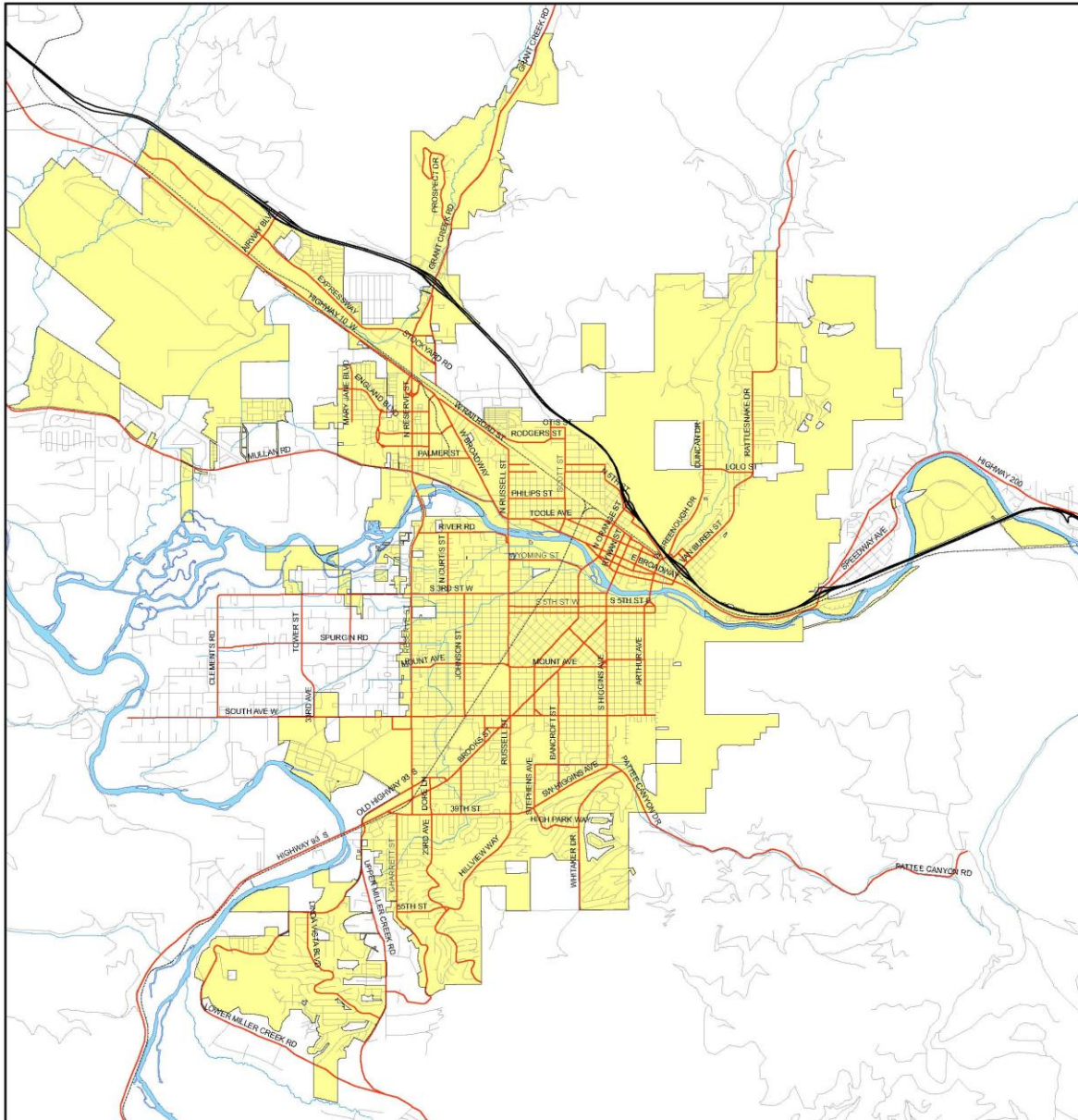
WITNESS my hand officially this 26th day of August, 2019.

CITY OF MISSOULA
Missoula County, Montana

Martha L. Rehbein, CMC
City Clerk


(S E A L)

EXHIBIT "A"
Map of the District



CITY OF MISSOULA, MONTANA - CITY LIMITS MAP

City Limits as of:
July 15, 2019



34.8 Square Miles
22,270 Acres
970,086,772 Square Feet

Printing Date: Tuesday, July 16, 2019
 File: CityMap_8.5x11_PDF.mxd
 Prepared By: GIS Services



EXHIBIT “B”

DISTRICT BOUNDARIES

The District boundary is described as the incorporated boundary of the City of Missoula in accordance with City Council municipal annexation resolutions and municipal annexation ordinances filed in the Missoula City Clerk's public records as well as all properties later annexed thereto. Parcels within the boundary are the current parcels subject to City of Missoula property taxes as shown in the tax rolls of the Montana Department of Revenue and inclusive of those parcels that are exempt from property taxes except park land, common areas and greenways, open space lands, and parcels used as a public street and alley right-of-ways as well as all parcels later annexed thereto.



City of Missoula, Montana
Item to be Referred to City Council Committee

Committee: Land Use and Planning

Item: Ordinance to Amend Title 20 Related to Townhome Exemption Development (TED)

Date: August 15, 2019

Sponsor(s): Laval Means

Prepared by: Benjamin Brewer, Planner III

Ward(s) Affected:

<input type="checkbox"/> Ward 1	<input type="checkbox"/> Ward 4
<input type="checkbox"/> Ward 2	<input type="checkbox"/> Ward 5
<input type="checkbox"/> Ward 3	<input type="checkbox"/> Ward 6
<input checked="" type="checkbox"/> All Wards	<input type="checkbox"/> N/A

Action Required:
No Action Required

Recommended Motion(s):
I move the City Council: NA

Timeline:

Referral to committee:	August 19, 2019
Committee discussion:	August 21, 2019
Council action (or sets hearing):	NA
Public Hearing:	NA
Deadline:	NA

Background and Alternatives Explored:

Development Services planning staff have drafted amendments to Title 20 City Zoning Ordinance to update Townhome Exemption Development (TED) and associated regulations. Staff requested public and agency comment on July 12th, and brought the item to the August 6th Planning Board. The item is currently held in Planning Board, and scheduled to be continued on August 20th.

These proposed amendments are being developed during the time frame of an adopted Interim Ordinance to address TED projects. The goal is to establish these permanent revised regulations by the time the interim ordinance expires on Nov. 5, 2019. In order to stick to this timeline, the availability of committee dates for working through the ordinance is limited.

Staff provided an overview of the proposal, focusing on the intent and strategies that informed the draft amendments, at LUP meetings on July 24 and July 31. At this August 21st committee meeting, staff will provide an informational presentation that focuses on the specific proposed text amendments to familiarize the committee with what is proposed. That will better equip the committee to spend the bulk of the next available LUP meeting to fully consider planning board recommendations, and public and agency comments.

Financial Implications:

NA

Links to external websites:

Live video and supporting documents for the August 6th Planning Board meeting can be found here: <https://pub-missoula.escribemeetings.com/Meeting.aspx?Id=54129f93-e0ec-41c0-aef8-e37fe3db7f43&Agenda=Agenda&lang=English>

Agenda and supporting materials for the continued Planning Board meeting on August 20 can be found here: <https://pub-missoula.escribemeetings.com/Meeting.aspx?Id=822c9017-9ab4-444b-8dc9-a948ddf5e45e&Agenda=Agenda&lang=English&Item=16>

Proposed ordinance amendments and memo requesting agency and public comment can be found on the city website "Current City Planning Projects" page:
<https://www.ci.missoula.mt.us/1521/Current-Projects>

The interim ordinance that is in effect until November 5th, 2019 can be found here:
<https://www.ci.missoula.mt.us/DocumentCenter/View/49592/Ordinance-3636>

Amendments to Title 20 Related to Townhome Exemption Development – 2019

<u>CODE SECTION</u>	<u>Page</u>
1. 20.05: RESIDENTIAL DISTRICTS	2
2. 20.05/20.10/20.15: OTHER REGULATIONS	6
3. 20.40.180: TOWNHOME EXEMPTION DEVELOPMENT (TED) STANDARDS	8
4. 20.45.060: ACCESSORY USES AND STRUCTURES, ACCESSORY DWELLING UNIT	13
5. 20.80.020.B; NONCONFORMING LOTS	14
6. 20.100.A; TERMINOLOGY	16
7. 20.110; MEASUREMENTS AND EXCEPTIONS	17

SPECIFIC AMENDMENTS BY CODE SECTION:

1. 20.05: RESIDENTIAL DISTRICTS

20.05.40.D: Townhome Exemption Development

D. Townhome Exemption Development (TED)

1. Intent

- a. The Townhome Exemption Development Option (TED) is intended to encourage affordable fee simple detached house , two-unit townhouse , and 3+-unit townhouse development without subdivision review in accordance with City zoning regulations.
- b. ~~Public notice and City Council approval of a conditional use is required if the development contains more than five dwelling units in R and RT districts, or more than nine dwelling units in RM, B, C, and M1R districts. The Townhome Exemption Development tool is intended to encourage residential development in the city's core in concert with the city of Missoula's stated policy goals, including the development of compact and walkable neighborhoods; the effective use of existing infrastructure, and the building of new, affordable housing in a timely manner.~~
- c. The TED tool is not intended for new greenfield development if it is in an area that is lacking in existing infrastructure; or for sites that would jeopardize the City's ability to manage development in an orderly manner or protect and promote the general health, safety and welfare of the community.

2. General Description

- a. The only permitted residential building types that may be included in a TED project are detached houses , two-unit townhouses , and 3+-unit townhouses as described in Section 20.05.030 and as allowed within the applicable zoning district. TED is not permitted for development that includes nonresidential uses.
- b. Two-unit townhouse and 3+-unit townhouse building types as part of TED projects must also comply with Section 20.40.140, Townhouse standards.
- c. TED projects must comply with Section 20.40.180, Townhome Exemption Development (TED) Standards.
- ed. Townhome Exemption Developments must meet all applicable City zoning municipal regulations (see Figure 20.05-7).

Figure 20.05-7 Townhome Exemption Development Requirements

	R-Districts	RT-Districts	RM-Districts	All B, C-Districts M1R
One (1) to five (5) total dwelling units	Administrative Approval Comply with Zoning 15-day neighborhood notice (20.05.040 D 4)		Administrative Approval Comply with Zoning	
Six (6) to Nine (9) Total dwelling Units	Conditional Use Approval (20.85.070) + Building Specific Standards (20.40.180)		Administrative Approval Comply with Zoning	
Ten (10) or More Total dwelling Units	Conditional Use Approval (20.85.070) + Building Specific Standards (20.40.180)			

	<u>R Districts (except R3), and RT5.4 and RT10 Districts</u>	<u>RT2.7 and R3 Districts All RM Districts All B, C, Districts and M1R</u>
<u>One (1) to ten (10) total dwelling units</u>	<u>Administrative Approval, Comply with Zoning</u>	<u>Administrative Approval, Comply with Zoning</u>
<u>Eleven (11) to Twenty (20) total dwelling Units</u>	<u>Prohibited as TED</u>	<u>Administrative Approval, Comply with Zoning</u>
<u>More Than Twenty (20) total dwelling Units</u>	<u>Prohibited as TED</u>	
<u>Property is not suitable for TED 20.40.180.B</u>	<u>Prohibited as TED</u>	

~~d.—All surface infrastructure shall meet the standards in Title 12 and be approved by Development Services Engineering Division.~~

3. Condominium Conversion to Townhome

Conversion of condominium projects constructed prior to May 18, 2016, to Townhome Exemption Development (TED) are not subject to the provisions of TED regulations unless dwelling units are added.

4. Notice to Neighboring Property Owners

Notice of the application for a zoning compliance permit for Townhome Exemption

Developments ~~of one to more than~~ five dwelling units ~~in the R and RT zoning districts~~ must be mailed to all owners of property within 150 feet of the subject parcel at least 15 days before a permit is issued. ~~(Mailed notice for projects of six or more dwelling units in those districts and~~

~~ten or more dwelling units in RM, M1R, B, and C districts is required within the Conditional Use process.)~~

20.05.050.B: Parcel and Building Standards, Basic Standards

Table 20.05-3 [Parcel](#) and Building Standards (Residential Districts)

[Portion of Table]

Standards	R215	R80	R40	R20	RT10	R8	R5.4	RT5.4	R3	RT2.7	RM2.7	RM2	RM1.5	RM1-35	RM1-45 RMH [1]	RM0.5
CONVENTIONAL DEV'T																
Min. District Area (sq. ft.)	None	None	None	None	None	None	None	None	30,000	None	None	None	None	None	None	None
Minimum Parcel Size [8]																
Area (square feet)	215,000	80,000	40,000	20,000	10,000	8,000	5,400	5,400	3,000	3,000	3,000	3,000	3,000	3,000	3,000	3,000
Area per unit (sq. ft.)	215,000	80,000	40,000	20,000	10,000	8,000	5,400	5,400	3,000	2,700	2,700	2,000	1,500	1,000	1,000	500

Townhome Exemption Development	<p>Minimum parcel area, minimum area per unit, and building height will be based on the zoning designation of the overall TED parcel found under Conventional Development in Table 20.05-3 above.</p> <p>Building setback and separation standards are as follows: Front or street side setbacks for Townhome Exemption Development dwellings are measured to the nearest parcel line or public circulation system such as a street, roadway, sidewalk, or trail, whichever is closer.</p> <p>Rear setbacks are measured to the parcel line.</p> <p>Side setbacks are measured to the parcel line. Minimum distance between buildings is the equivalent of two side setbacks. A minimum 6' interior side separation between buildings is allowed for zoning districts which require a minimum side yard setback distance of 7.5' or less.</p> <p>For B, C, and M1R districts refer to standards in Chapters 20.10.030 and 20.15.040.</p>
---------------------------------------	---

- [1] RMH standards do not apply to manufactured housing parks. Manufactured housing parks are subject to Title 16.
- [2] In a cluster or conservation development , when a contiguous set of parcels is served by a rear alley and no building line has been established by existing buildings on the subject block face , the minimum front setback requirement is 10 feet.
- [3] Combined total front and rear setback depths must equal at least 30 feet (e.g., 10' front and 20' rear or 15' each).
- [4] Minimum interior side setbacks for principal buildings must equal at least 33% of the height of the subject building .
- [5] Maximum height limit is 30 feet for buildings with primary roof pitch of less than 8 in 12 and 35 feet for buildings with primary roof pitch of 8 in 12 or greater.
- [6] Only applies per Section 20.05.040.C.
- [7] Area per unit calculation may include a density bonus up to 20% when a project meets the criteria in Section 20.05.040.C.
- [8] The minimum parcel area requirement does not apply to lots created through subdivisions approved under MCA 76-3, parts 5 and 6 after May 6, 2019.

Explanation:

Primary changes include updating the intent statement, updating the regulations to reflect the dwelling unit cap (varying among zoning districts); clarifying that this does not apply to non-residential development; modifying regulations and the table to remove reference to a conditional use process; and infrastructure is addressed in section 20.40.180 (later in this ordinance).

Setback and Building Separation information is removed from Table 20.05-3 to a new section in 20.110: Measurements and Exceptions to better clarify the distinction between TED Parcel setback requirements versus building separation between structures within a TED Parcel.

Removal of the minimum parcel area requirement for new subdivisions is meant to create more parity between subdivision and the TED option for larger projects. Historically, TED projects have not been held to minimum parcel size restrictions which enables them to more ably meet density limits than new subdivisions. Previously, parcels created though subdivision were required to retain parcel area minimums.

2. OTHER REGULATIONS; Residential, Business and Commercial, and Industrial Districts Chapters, 20.05, 20.10, and 20.15

Explanation: The Other Regulations sections in the zoning districts chapters are meant to inform users that other standards may exist outside of the district type chapters and to guide them to where those standards can be found. Adding the Use and Building Specific chapter will benefit not just users working through the TED process, but for various other uses and design types as well.

20.05.060: Residential Districts, Other Regulations

A. Overlay Districts

See Chapter 20.25.

B. Use and Building Specific Standards

See Chapter 20.40.140 for Townhouse Development Standards

See Chapter 20.40.180 for Townhome Exemption Development (TED) Standards

AC. Accessory Uses and Structures

(e.g., home occupations, detached garages, gazebos, and sheds)

See Chapter 20.45.

BD. Natural Resource Protection

See Chapter 20.50.

CE. Parking and Access

See Chapter 20.60.

DF. Landscaping

See Chapter 20.65.

E. Overlay Districts

See Chapter 20.25.

FG. Signs

See Chapter 20.75.

GH. Nonconformities

See Chapter 20.80.

20.10.050: Commercial Districts, Other Regulations

Uses and development in B and C districts may be subject to other provisions of this zoning ordinance, including the following:

A. Overlay Districts

See Chapter 20.25.

B. Use and Building Specific Standards

See Chapter 20.40

AC. Accessory Uses and Structures

See Chapter 20.45.

BD. Natural Resource Protection

See Chapter 20.50.

GE. Parking and Access

See Chapter 20.60.

DF. Landscaping

See Chapter 20.65.

~~E. Overlay Districts~~

~~See Chapter 20.25.~~

FG. Signs

See Chapter 20.75.

GH. Nonconformities

See Chapter 20.80.

20.15.060: Industrial Districts, Other Regulations

Uses and development in M districts may be subject to other provisions of this zoning ordinance, including the following:

A. Overlay Districts

See Chapter 20.25.

B. Use and Building Specific Standards

See Chapter 20.40

AC. Accessory Uses and Structures

See Chapter 20.45.

BD. Natural Resource Protection

See Chapter 20.50.

GE. Parking and Access

See Chapter 20.60.

DF. Landscaping

See Chapter 20.65.

~~E. Overlay Districts~~

~~See Chapter 20.25.~~

FG. Signs

See Chapter 20.75.

GH. Nonconformities

See Chapter 20.80.

3. 20.40.180: TOWNHOME EXEMPTION DEVELOPMENT (TED) STANDARDS

20.40.180: Townhome Exemption Development (TED) Standards

Commentary: Townhome vs. Townhouse - Townhouse refers to a building type that is two or more units which have common walls along shared property lines as described in 20.05.030.B.3, and is required to meet standards detailed in 20.40.140. Townhome refers to a development type consisting of residential dwellings that may be single unit or townhouse and owned in fee simple on TED Ownership Units (TOUs) and located on a TED Parcel as two-unit or, multi-unit and described in above (20.05.040.D). ~~A townhouse can also be attached or be located on its own parcel (20.100.010).~~

A. Applicability

1. The following standards apply to Townhome Exemption Developments of ~~more than five ten or fewer~~ dwelling units in ~~R and RT~~ RT5.4, RT10, and all R districts ~~(except R3), or more than nine 20 or fewer~~ dwelling units in RT2.7, R3, and all RM, B, C, and M1R districts. Developments that exceed these numbers are not permitted through the TED process.
2. The only permitted ~~residential~~ building types that may be included in a TED project are detached houses, two-unit townhouses, and 3+-unit townhouses as described in Section 20.05.030 and as allowed in the applicable zoning district.
3. Two unit townhouse and 3+-unit townhouse building types as part of TED projects must also comply with Section 20.40.140, Townhouse Standards.
4. TED shall not be used for nonresidential developments.
45. Townhome Exemption Developments must meet all applicable City zoning municipal regulations, including Title 12 and Title 20. (see Figure 20.05-7).

B. Conditions not suitable for TED Maximum Density

Explanation:

This section is being changed because many of the things that could reduce the possible density of a project are now being added to the list of what could make a project not suitable for TED in the first place.

~~The maximum number of dwelling units allowed within a Townhome Exemption Development is computed by dividing the net area of the site by the subject zoning district's minimum parcel area-per unit standard. Net site area is calculated by subtracting all of the following from the site's gross land area:~~

If the subject property contains any of the following conditions, it is not suitable for development through the TED process and is not permitted for TED:

1. Any portion of the subject property contains land with areas designated by FEMA as Floodways and Special Flood Hazard Areas (SFHAs) subject to inundation by the 1% Annual Chance of Flood, or that would require a permit from one of the agencies listed on the "Joint Application for Proposed Work in Montana's Streams, Wetlands, Floodplain and Other Water Bodies". ~~Special flood hazard areas;~~

2. Any portion of the subject property includes land with a slope of greater than 25%. Jurisdictional (Army Corps of Engineers) wetlands and waterways;
 - a. In situations where the proposed TED project does not include any disturbance of the area with slopes over 25%, and those areas with slope over 25% are surveyed and designated No Build/No Improvement zones in the project application and in the survey accompanying the final TED declaration, the Zoning Officer is authorized to waive 20.40.180.B.2
3. Any land that is already included in a filed TED Declaration. Land with a slope of greater than 25%;
4. Any property requiring dedicated Public Right-of-Way as determined by the Development Services Director in consultation with the City Engineer. Reasons for requiring dedicated Public Right of Way include, but are not limited to: Riparian resource areas
 - a. Allowing for public motorized and non-motorized connections;
 - b. Allowing for provision of emergency services; or
 - c. Completing road sections called for in applicable adopted City Plans or Resolutions

Commentary: There are some situations where in order to best provide for orderly development and protect for the general health, safety and welfare of the community, development should include the creation of new public right of way, and should be directed to the subdivision process.

C. Setbacks and Separations

Minimum Setbacks that apply to TED Parcels for dwellings in Townhome Exemption Developments are found in Table 20.05-3, unless otherwise noted. Building separation requirements apply for structures within a TED Parcel as well. Refer to 20.110.050.F for specific information on how setbacks and building separation requirements apply to TED projects.

D. On-Site Constraints Minimum buildable envelope area

Each townhome exemption building envelope must have an average slope of no more than 25% and at least a 2,000 square foot contiguous building and disturbance area on parcels that are subject to hillside standards. See 20.50.010.B.1 for average slope determination.

Explanation:

This section is being changed to describe the types of potential hazards and constraints, identify the types of submittal information needed to conduct appropriate review and outline the review process.

Land that is subject to hazards such as swelling soils, subsidence, landslides, drainage issues or concerns, high ground water, and steep slopes, shall not cause any unmitigated adverse impacts on adjacent or nearby lands. Land with these hazards shall not receive zoning compliance approval until an engineering design sufficient to alleviate the foregoing hazard has been submitted by the applicant as follows:

1. Land with slopes averaging 15% or more: Provide a slope category map (20.50.010.C.1.a). Provide a complete geotechnical report by a soils engineer with a grading and drainage plan and storm water plan that evaluates the safety of construction on the subject property.
 - a. Each TED ownership unit (TOU) building envelope must have an average slope of no more than 25% and at least a 2,000 square foot contiguous building and disturbance area on parcels that are subject to hillside standards. See 20.50.010.B.1 for average slope determination.

2. Land with the potential for expansive soils, landslides, slope instability, and high ground water: Provide a complete geotechnical report prepared by a soils engineer with a grading and drainage plan and storm water plan that evaluates the safety of construction on the subject property and includes an evaluation of groundwater depth relative to basement construction.
3. A complete grading and drainage plan and storm water plan is required including storm drainage calculations for a 100-year frequency 24-hour storm to show that storm water shall be detained on site at pre-development levels, subject to review and approval by the City Engineer.

E. Surface Infrastructure and Fire Safety

All ~~surface~~ infrastructure shall meet the standards in Title 12 and be approved by Development Services Engineering ~~Division Department~~ and meet the requirements of the City of Missoula Standards and Specifications Manual. TED projects are subject to compliance with the adopted Fire Code.

1. Garage access off of a public or private road must be a minimum of 20 feet from back of curb or edge of sidewalk, whichever is closer.
2. Garage or surface parking access off of a public or private alley must meet engineering requirements.
3. All public and/or private streets, roads, alleys, and/or driveways must meet engineering and fire code requirements.
4. Proposed internal motorized and non-motorized access routes will be evaluated by the Development Services Director and City Engineer for connectivity in order to address public health and safety and meet the applicable goals and policies of any relevant and adopted community plans.

F. Blocks

Blocks shall be designed to assure traffic safety and ease of ~~pedestrian non-motorized~~ and ~~motorized automobile~~ circulation. Blocks ~~lengths~~ shall not exceed 480 feet in length ~~and be wide enough to allow two tiers of dwelling units in a Townhome Exemption Development unless topographic constraints y or other constraining circumstances are present as confirmed by the Zoning Officer. TOUs shall not be designed as through parcels. Pedestrian Non-motorized access easements and installation of pedestrian facilities~~ that create a break within a block may be required where there is a need for ~~pedestrian non-motorized connectivity~~.

G. Parks and Trails

TED projects of more than 10 (ten) dwelling units must:

1. Meet applicable goals and policies of the Missoula Open Space Plan, Long Range Transportation Plan, Active Transportation Plan, Conservation Lands Management Plan, Missoula County Parks and Conservation Plan and the Master Parks and Recreation Plan for the Greater Missoula Area:
 - a. Provide for trail connection to existing or planned public trail , park, open space, school, shopping, or community facilities.
 - b. Provide for protection of high quality resources and sensitive features by grant of conservation easement , dedication as public open space, or establishment of a managed common area.
 - c. Provide for useable private open space, landscaped boulevards, social interaction and livability.
2. Preserve and protect the site's natural resource values that include but are not limited to: ~~floodways,~~ wetlands, riparian lands, hillsides ~~greater than 25% slope~~, established upland forested areas, culturally significant features, natural drainage courses, irrigation canals

and ditches, etc. Means of preservation and protection may include establishing a single common area, conservation easement, or dedication of said areas as public open space.

3. Provide for 11% of the net site area (see 20.40.180.B above) as contiguous, useable private or public open space, on site, that is accessible by residents of the development and useable for passive or active recreation in conformance with the following standards:
 - a. Private Open Space shall not be sloped more steeply than five percent and must be a minimum 40 feet in width and length, unless it is used for the purpose of a trail and then the area must be a minimum of 20 feet in width.
 - b. Shall not include natural resource value areas of the site that are to be preserved.
 - c. Shall not include required zoning setback areas, parking spaces, drainage basins, driveways, or public utility features.
 - d. May be improved and dedicated as a public park, trail or open spaces subject to meeting minimum standards and approval of the Parks and Recreation Board.
 - e. May be exempted from the requirement to provide land (20.40.180.G.3) for the following reasons:
 1. ~~If~~ a cash donation is given in lieu to the Parks Department, equal to the fair market value for the amount of land that would have been required. Fair market value is determined by a Montana State certified general real estate appraiser, hired and paid for by the applicant, and is based on the market value of the unsubdivided, unimproved land based upon the applicable zoning designation of the TED project.
 - a4. Cash-in-lieu is typically permitted only if there are existing parks or other facilities (e.g., public recreational area, open space, conservation easement, trail), within reasonably close proximity to the proposed TED, as described in the most recent version of the Master Parks Plan and measured along existing and accessible travel routes. Final determination on whether cash is permitted in lieu of actual parkland is left to the discretion of the Department of Parks and Recreation.
 - b2. Money received through this cash-in-lieu process is held to the following:
 - 1a. No more than 50% of money received may be used for maintenance on existing Parks facilities.
 - 2b. Money received by the Parks Department must be spent on facilities reasonably close in proximity to the TED, as described in the most recent version of the Master Parks Plan.
 2. Development is on parcels in subdivisions that were approved subject to the parkland dedication requirements in effect after December 31, 2009.

H. Transit

If the Townhome Exemption Development is more **than ten dwelling units and** within one-fourth mile of an established public transit or school bus route, bus stop facilities may be required by the **Zoning Officer City Engineer**. If the Townhome Exemption Development parcel is not in the Missoula Urban Transportation District, a petition to annex into the District shall be provided prior to receiving zoning compliance approval.

Explanation:

This following sections are added to specifically address review process, submittal requirements, timing for installation of improvements, the relationship to TED Declarations and the potential for amendments to the Declaration, as well as introducing an entry design requirement for detached homes.

I. Review Process and Submittal Requirements

1. TED projects shall be submitted in their entirety in one townhome exemption application and reviewed in one zoning compliance permit (ZCP) application in compliance with section 20.85.120. Phasing is not permitted for TED projects.
2. The zoning compliance permit will lapse and have no further effect two years after it is issued by the Zoning Officer and the townhome exemption approval is rendered invalid unless:
 - a. A building permit has been issued; and
 - b. All infrastructure improvements, including but not limited to roads, curbs, gutters, utilities, sidewalks, boulevard improvements, storm water facilities, and drainage are installed and approved by the City Engineer or an estimate of probable cost is provided and an improvements agreement guaranteed by a security for the remaining infrastructure is approved by the City Engineer.
 - c. The Zoning Officer has extended the ZCP expiration period for no more than one year after determining that there are circumstances warranting the extension. Requests for extensions must be submitted to the Zoning Officer before the ZCP expires. An extension granted for the ZCP shall be subject to the applicable zoning regulations in place at the time the Zoning Officer grants the time extension.
3. The Zoning Officer is authorized to require additional materials for review beyond what is required through 20.85.120.
4. If a public access easement is required for a TED project, it must be filed prior to ZCP approval.
5. TED Projects of more than 5 dwelling units require the review and approval of the Fire Chief or his designee.
6. Information submitted at the time of a subdivision review approved under MCA 76-3, parts 5 and 6 may need to be resubmitted and updated if the subdivision submittal packet did not expressly contemplate the proposed TED project.

Commentary: In situations where a development is large enough that it must first go through subdivision before filing declarations for TED Parcels on the new lots, the fastest and most comprehensive way for the project to be reviewed and processed is all together during subdivision review. Expressly contemplated means that a site plan indicating access and number, size and location of TED Ownership Units was reviewed as part of the subdivision review.

J. TED Declarations

1. TED projects shall be filed as one townhome exemption declaration per TED parcel.
2. The final TED declaration must be reviewed by the Zoning Officer prior to when the declaration is filed by the Clerk and Recorder.
3. Amendments to Filed Declarations shall be reviewed for zoning compliance except for:
 - a. Incidental changes or modifications to building design; or

- b. Changes that do not affect site plan layout, easements, infrastructure improvements, or other Municipal code requirements.

K. Design Standards for TED Projects with Detached Homes on Public Roads

1. For detached homes on TED Ownership Units (TOUs) adjacent to a public road, the primary entrance must face the public road. In cases where a TOU is adjacent to more than one public road, the entrance must face at least one public road.

4. 20.45.060: ACCESSORY USES AND STRUCTURES, ACCESSORY DWELLING UNIT

20.45.0600.B.1: Accessory Dwelling Units, Regulations for all Accessory Dwelling Units

General Standards

Accessory dwelling units are subject to all applicable regulations of the zoning district in which they are located, except as otherwise expressly stated in this section. Lots that are nonconforming as to minimum parcel area are not eligible. Accessory dwelling units are not permitted on TED Ownership Units (TOUs).

5. 20.80.020.B; NONCONFORMING LOTS

20.80.020: Nonconforming Lots

A. Description

1. A nonconforming lot is a lawfully created tract of record, shown on a plat or survey map recorded in the office of the County Clerk and Recorder that does not comply with all applicable minimum parcel area or parcel width standards of the zoning district in which the lot is located.
2. All nonconforming lots are subject to nonconformity determination provisions of 20.80.010.D.
3. Lots created through subdivisions approved under MCA 76-3, parts 5 and 6 after May 6, 2019 are not considered to be nonconforming lots.

B. Use of Nonconforming Lots

1. Any nonconforming lot in an R district may be used as a building site for a single detached house, except as expressly stated in 20.80.020.B.3 and 20.80.020.B.4.
2. In nonresidential zoning districts, a nonconforming lot may be used as a building site and developed with a use allowed in the subject zoning district, except as expressly stated in 20.80.020.B.3 and 20.80.020.B.4. If the zoning allows a variety of uses or a variety of intensities of uses and one or more uses or intensities would comply with applicable parcel area and parcel width standards, while others would not, then only the uses or intensities that comply with applicable standards are permitted.
3. Effective May 4, 2005, when two contiguous lots are held in common ownership, and when both of the lots are nonconforming lots, they will be deemed a single parcel for the purpose of meeting applicable parcel area and parcel width requirements of the zoning district in which they are located. This provision treats contiguous lots under common ownership as merged for the purposes of the zoning regulation of bulk, size, and similar dimensional standards only and does not aggregate individual parcels in a manner affected by MCA § 76-3-103(16)(b).
 - a. Lots in the R215, R80, R40, R20, and RT10 zone districts that have been rendered nonconforming as to the minimum lot size requirements by the adoption of this ordinance (Title 20) are not subject to 20.80.020.B.3.
 - b. Lots created through subdivisions approved under MCA 76-3, parts 5 and 6 after May 6, 2019 are not subject to 20.80.020.B.3.
4. A nonconforming lot may not be used as a building site if the land area resulted from:
 - a. The redesign or rearrangement of contiguous nonconforming tracts of record pursuant to a boundary line relocation exemption of the

Montana Subdivision and Platting Act occurring after October 23, 2006;
or

- b. The removal or destruction of a structure that utilized contiguous nonconforming lots as a single building site.

C. Parcel and Building Standards

- 1. Development on nonconforming lots must comply with the parcel and building standards of the subject zoning district unless otherwise expressly stated.
- 2. Nonconforming lots may not be adjusted in size or shape to create nonconformity or increase the degree of nonconformity for parcel area, parcel width, setbacks or other applicable parcel and building standards. Lot area or shape adjustments that decrease the extent of nonconformity are allowed.

6. 20.100.A; Terminology

Lot:

A contiguous area of land with defined boundaries under common ownership created by subdivision, subdivision exemption or their legal equivalent. TED Ownership Units (TOUs) are not lots.

TED Ownership Unit (TOU)

A parcel created through Townhome Exemption (MCA 76-3-203) that includes the land beneath each dwelling unit and can include land adjacent to each dwelling unit as shown in the approved Townhome Declaration Site Plan. Only one dwelling unit is associated with each TED ownership unit. TED Ownership Units (TOUs) are not lots.

7. 20.110; Measurements and Exceptions

20.110.010: Parcel Area

20.110.010 - Parcel Area

- A. Parcel area includes the total land area contained within the property lines of a parcel. The zoning officer is authorized to approve an administrative adjustment to permit the construction of a detached house on a parcel that would otherwise be prohibited solely because the parcel does not comply with the minimum parcel area standards of the subject zoning district. Such administrative adjustments are subject to the procedures and criteria of 20.85.110.
- B. The minimum parcel area requirement does not apply to lots created in subdivisions, approved under MCA 76-3, chapters 5 and 6, after May 6, 2019.
- C. The minimum parcel area requirement does not apply to TED Ownership Units (TOUs).

-

20.110.050.F: Setbacks and Separation of Residential Buildings on TED Parcels (**NEW SECTION**)

The following applies to buildings on TED Ownership Units (TOUs) created through the Townhome Exemption Development (TED) process after November 5, 2019.

1. TED projects (20.40.180) are required to meet setback standards for the underlying zoning district as described in Table 20.05-3, unless otherwise noted below.
 - a. Setbacks apply to the entire TED parcel used for a TED project as described in 20.110.050.
 - b. Setbacks for buildings within a TED parcel are measured to the nearest adjacent property line. A TOU separation line is not considered an adjacent property line. Depending on the design of the TED project, not every setback will apply to every TOU. (See 20.110.050.F.2 for information on TED building separation requirements).
 - c. TED projects of more than 5 dwelling units shall provide a side setback of no less than 7.5 feet.
2. Building separation
 - a. Building separation requirements apply on TED projects for structures on TOUs as described in 20.110.050.E. Minimum distance between buildings is the equivalent of two side setbacks.
 - b. A minimum building separation of 6' is allowed for zoning districts which require a side yard setback distance of 7.5' or less.



DEVELOPMENT SERVICES

435 RYMAN • MISSOULA, MT 59802 - 4297 • (406) 552-6630 • FAX: (406) 552-6053

MEMORANDUM

TO: Jim Nugent, City Attorney
Marty Rehbein, City Clerk
Gordy Hughes, City Fire Department
Shannon Therriault, Health Department
Donna Gaukler, City Parks Department
Mike Brady, City Police Department
Ellen Buchanan, MRA
Eran Pehan, Housing and Community Development

CC: John Engen, Mayor
City Council Members
Dale Bickell, City CAO
John Newman, Chair, Planning Board
Missoula Organization of Realtors
Missoula Chamber of Commerce
Missoula Building Industry Association
Missoula Office of Neighborhoods
CAPS
Missoula Downtown Association
Interested citizens

DATE: July 12, 2019
FROM: Ben Brewer, Planner III, Development Services
RE: Townhome Exemption Development (TED) Zoning Amendments – City of Missoula Zoning Ordinance Title 20

At the request of the City Council, Development Services planning staff have drafted amendments to Title 20 City Zoning Ordinance to update Townhome Exemption Development (TED) and associated regulations. These proposed amendments are being developed during the time frame of an adopted Interim Ordinance to address TED projects. The interim ordinance established limitations for the review process for conditional use TEDs and greater parcel area flexibility for subdivisions while staff conducted a review of current codes and developed this package of proposed amendments in order to accommodate orderly development while protecting the public health, safety and welfare of the community. The goal is to establish these permanent revised regulations by the time the interim ordinance expires on Nov. 5, 2019. The interim ordinance and associated background documents can be found through the link below.

Background

The townhome exemption from subdivision was originally created by the Montana State legislature to address the changes to financing for condominiums that occurred after the great recession. This financing tool broadened the type of projects that were considered exempt from subdivision from just condominiums to include townhomes and townhouses (Montana Code Annotated 76-3-203).

The exemption allows for a streamlined review process for qualifying development projects located on legally created lots and zoned accordingly.

While other Montana communities struggled with how to interpret the state law and approached it with ways to limit it primarily to townhouse building types, Missoula accommodated and even encouraged TEDs as a legitimate and cost-effective alternative to minor subdivisions. The primary goal that TED's help accommodate is infill development, especially for projects that establish new sites for additional dwelling units on a parcel that is not yet developed fully.

As TED projects grew in scale and complexity, they presented greater challenges. Largely this is due to them being exempt from subdivision regulations, which curtails the ability to require the types of public amenities that are typically associated with subdivisions, and limits the kinds of submittal information, review, coordination, and conditions that are time-tested and responsive to concerns related to the community's public health, safety and general welfare. As an exemption from subdivision, the city is unable to require public right-of-way if needed and stands to lose valued transportation connections. There is also less ability to manage for impacts to the surrounding areas. Additionally, the TED exemption process is not equipped to adequately address the types of issues that arise from developing on hazardous and constrained lands. (For more details on the challenges brought on by TED developments please refer to the link for interim ordinance materials.)

The regulations in place before the Interim Ordinance was established already limited the TED process to residential development; permitted administrative review of smaller TED projects (varying by zoning district) and required a conditional use review process for larger TED projects. The larger TED projects included minimal development standards and required a percentage of land set aside or accounted for through a cash-in-lieu process for park areas. The conditional use review relied heavily on already established review criteria found in 20.85.070, and coordination with other city agency regulations to complete the review and potentially address outstanding issues.

Proposal Intent

While the interim ordinance is in place, we re-examined what the role of TEDs should be for development in Missoula. State law grants municipalities the ability to define TEDs in their local zoning laws. We have the opportunity to comprehensively guide this development tool and regulate TEDs so that they are used in a way that meets city goals and also addresses the challenges that TED projects present.

Early in this process, a TED Leadership Team was formed to help define how TEDs help to further city policy. The following intent statement was developed and incorporated into the regulations:

The Townhome Exemption Development Option is intended to encourage residential infill development that contributes to compact and walkable neighborhoods; makes efficient use of existing City infrastructure; and addresses housing affordability by generating new housing stock in a timely manner.

The TED Option is not intended for new greenfield development if it is in an area that is lacking in existing infrastructure; or for sites that would jeopardize the City's ability to manage development in an orderly manner or protect and promote the general health, safety and welfare of the community.

Proposal Strategies

The strategy for recalibrating how we better align the TED ordinance with city goals is based on the intent statement above. The primary components of the strategy that was selected is the following:

- TED is limited to residential development that includes either detached home or townhouse building types.

Explanation:

State law is ambiguous on the use or building type that 'Townhome' ownership units may be used for, but allows local zoning to provide specifics. Since the Townhome Exemption has become law, the City of Missoula has seen a wide variety of applications. Based on the Leadership intent statement, development for fee-simple residential units remain the City's primary focus for TED development in order to respond to the current housing affordability issue. TED is not a silver bullet for all situations all the time, but is meant here to be an important tool for supplying new homes and townhouses on the market in a timely manner.

- TED is permitted only in current Title 20 zoning districts (not in special districts or PUDs).

Explanation:

TEDs and the TED process are defined and contained within Title 20. The various Special Districts and PUDs that were established under Title 19 and still refer to Title 19 are not equipped to adequately process TED projects and still provide for health, safety and welfare.

- Currently, the number of units allowed in a permitted TED (not requiring a conditional use approval) is 5 in single dwelling and two dwelling unit districts and 9 in multi-dwelling and commercial districts. Our strategy would change those numbers to 10 in single dwelling and some two dwelling unit district (RT10 and RT5.4), and 20 in R3, RT2.7, and all multi-dwelling and commercial districts.

Explanation:

Implementing a size cap is one of the key strategy components for the proposed ordinance. The general idea of implementing a cap on the number of units is to ensure that use of the TED option is limited to developments that are not too complex and that are brought on line in a timely manner. The numbers that we are proposing are derived from a few considerations:

Based on Institute of Trip Engineers formulas, a development of 20 single family homes would be the point where 200 daily workday trips would be generated by a residential development and a traffic study may be needed. This threshold is already contained in Title 20 (20.60.140), and is derived from City Subdivision Regulations. The point that a traffic study is required is one indicator that a project is of a scale that could call for off-site improvements or be large enough that road grid connectivity or public right of way acquisition, as well as the potential for other impacts, becomes more likely.

We have also been looking over the TED projects that we've seen to get a sense of what has actually been done and to get a sense of what to anticipate in the future. Overall, there are 61 residential TED declarations on file in the City since 2012. Fifty-one of those (85%) are for 10 or less dwelling units, and 10 (15%) are larger than that. For TED projects of 10 or less units, the average size is 4 units, and there are just a few that are between 6-10. For larger TED projects (over 10 units), there are only 3 that are between 10 and 30, and the remaining 7 projects are between 30-60. The numbers we are proposing are balanced with other proposed new regulations as part of this

ordinance.

We have taken a balanced approach in limiting the scale of development, given that the TED option is an exemption to a subdivision process. Through subdivision, projects with more than 5 units are required to meet additional levels of review and public participation that are not required through TED. At the same time, we recognize that there are situations where a subdivision can be unduly onerous and review through TED may be appropriate.

Lastly, a split in the size cap based on zoning district seems worth maintaining because of the implications for the actual area that can be developed. Most single family districts have a lower density, so a development of 10 units may require more actual area than an even larger development in a higher density district. For example, a 10 unit development in R5.4 would require 1.2 acres (roughly half a city block), while a 20 unit development in RM2.7 would require the same area.

- Developments over the new cap on number of dwelling units would be prohibited as a TED. We would no longer use the conditional use process for TEDs of any size. Larger developments would need to go through some form of subdivision process (either minor and then TEDs on those lots, or a single major subdivision).

Explanation:

Eliminating the conditional use process will help to provide predictability and certainty to development that uses the TED option.

- Development of any size on sites that have significant constraints or hazardous lands issues would be prohibited from TED. Significant constraints include floodplain and steep slopes.

Explanation:

The TED exemption process is not sufficient to adequately address the types of issues that arise from developing on hazardous and constrained lands. Some potential hazards and constraints will be addressed by adding provisions to the zoning code to enable requesting additional information for constrained sites when the situation arises. However, there are some situations where constraints should be reviewed through the subdivision process, which is already set up to accommodate that, and which allows for actual subdivision of land to contain constrained lands on its own parcel that can then be zoned accordingly.

- Development that jeopardizes acquiring public roadways that are crucial to connectivity would be prohibited from TED (at the discretion of the Development Services Director in consultation with the City Engineer).

Explanation:

There are some situations where in order to best provide for orderly development and protect for the general health, safety and welfare of the community, development should include the creation of new public right of way, and should be directed to the formal subdivision process. Even though the size cap will ensure that most new large developments necessarily go through some extent of subdivision review, this is meant to address the rare case of a TED project that is proposed in an area where it is vital that public roads be included in the project, based on City plans, provision of emergency services, or an interrupted road grid.

- TED projects are expected to be developed in a condensed time frame with infrastructure installed and initial building permits pulled within 2-3 years. No phasing is permitted within TEDs.

Explanation:

As established in the leadership statement, one of the primary benefits that the TED option offers for meeting City goals is that it offers a streamlined review process that can enable new housing to be brought into the housing supply pool in a timely manner. Also, with the expectation that development happen in a timely manner, there is less likelihood for regulation (state, local or federal) to change between the time of approval and actual construction.

- New subdivisions would not be subject to minimum parcel size by zoning (but would still be held to maximum density.)

Explanation:

This change to the general Title 20 zoning was included in the interim ordinance and is meant to make subdivision and TED an equally appealing development option. Essentially, in TED development, since TED Ownership Units are not recognized as actual lots, the minimum parcel size requirement in zoning has not applied, and so TED developments are generally able to develop to the maximum that zoning allows more easily than in new subdivisions where individual lot size must be of a certain size. By removing the zoning standard for minimum parcel size, this will remove that barrier and enable development to reach maximum density potential for new subdivisions.

TED Ordinance Update: Modifications to the Following Standards:

- 20.05.040.D: Residential Districts , Townhome Exemption Development Option
 - 20.05.050.B: Residential Districts, Basic Parcel and Building Standards
 - 20.05/20.10/20.15: Residential/Commercial/Industrial Districts: Other Standards
 - 20.40.080: Use and Building Specific Standards: Townhome Exemption Development (TED)
 - 20.45.060: Accessory Uses and Structures: Accessory Dwelling Units
 - 20.80.020: Nonconformities: Nonconforming Lots
 - 20.100: Terminology
 - 20.110: Measurements and Exceptions: Parcel Size; Setbacks and Separation for TEDs
-

Agency and Public Comment Request

The attached document provides the proposed language.

For additional reference, the current Title 20 Municipal Code can be viewed at:

https://library.municode.com/mt/missoula/codes/code_of_ordinances?nodeId=TIT20ZO

Agency and interested citizen comments are requested. Comments received by Monday, July 22, 2019 will be included in an informational packet to the Planning Board prior to their public hearing. Comments will continue to be taken by Planning Board after this time until the public hearing is closed. Written comments received by noon on August 5, 2019 will be forwarded under separate cover to Planning Board prior to their meeting.

After agency input, the Planning Board will review and provide recommendations to the City Council for their final review, recommendation, and decision. Should you wish to attend, the Planning Board will hold a public hearing on Tuesday, August 6, 2019 beginning at 7:00 p.m., in the Missoula City Council Chambers, 140 W. Pine Street, Missoula, MT. Printed material is available for inspection at Development Services, 435 West Ryman Street, Missoula, MT 59802.

Please forward your comments to Ben Brewer, bbrewer@ci.missoula.mt.us. Send a notice of *no comment* if you have none so the Planning Board and City Council are aware of your participation. If you have problems viewing the document or have questions, please contact Ben Brewer via email or telephone at 552-6086.

Attachment

July 12 Draft TED Related Title 20 Ordinance Amendments

Related Materials:

See City Planning Current Projects page: <http://ci.missoula.mt.us/1521/Current-Projects>

-Interim Ordinance Materials

-Draft Ordinance Materials

Townhome Exemption Amendments – 2019

LIST OF AMENDMENTS

- 1) RESIDENTIAL DISTRICTS
 - Townhome Exemption Development Option
 - Parcel and Building Standards
- 2) Other Regulations
 - Residential Districts
 - Commercial Districts
 - Industrial Districts
- 3) USE AND BUILDING SPECIFIC STANDARDS
 - Townhome Exemption Development (TED) Standards
- 4) ACCESSORY USES AND STRUCTURES
 - Accessory Dwelling Units
- 5) NONCONFORMITIES
 - Nonconforming Lots
- 6) TERMINOLOGY
 - LOT
 - TED OWNERSHIP UNIT (TOU)
- 7) MEASUREMENTS AND EXCEPTIONS
 - PARCEL AREA
 - SETBACKS AND BUILDING SEPARATION

Townhome Exemption Amendments – 2019

SPECIFIC AMENDMENTS BY CODE SECTION:

1. 20.05: RESIDENTIAL DISTRICTS

20.05.40.D: Townhome Exemption Development

D. Townhome Exemption Development

1. Intent

- a. The Townhome Exemption Development Option is intended to encourage affordable fee simple detached house , two-unit townhouse , and 3+-unit townhouse development without subdivision review in accordance with City zoning regulations.
- b. ~~Public notice and City Council approval of a conditional use is required if the development contains more than five dwelling units in R and RT districts, or more than nine dwelling units in RM, B, C, and M1R districts.~~ The Townhome Exemption Development tool is intended to encourage residential development in the city's core in concert with the city of Missoula's stated policy goals, including the development of compact and walkable neighborhoods; the effective use of existing infrastructure, and the building of new, affordable housing in a timely manner.
- c. The TED tool is not intended for greenfield development where public infrastructure is missing and where there are significant impediments to the community's ability to guide development in an orderly manner or to protect and promote the general health, safety and welfare of the community.

2. General Description

- a. The only permitted residential building types that may be included in a TED project are detached houses , two-unit townhouses , and 3+-unit townhouses as described in Section 20.05.030 and as allowed within the applicable zoning district. TED is not permitted for development that includes nonresidential uses.
- b. Two-unit townhouse and 3+-unit townhouse building types as part of TED projects must also comply with Section 20.40.140, Townhouse standards.
- c. Townhome Exemption Development must comply with Section 20.40.180, Townhome Exemption Development (TED) Standards.
- d. Townhome Exemption Developments must meet all applicable City ~~zoning~~ municipal regulations (see Figure 20.05-7).

Figure 20.05-7 Townhome Exemption Development Requirements

	R-Districts	RT-Districts	RM Districts	All B, C Districts M1R
One (1) to five (5) total dwelling units	Administrative Approval Comply with Zoning 15-day neighborhood notice (20.05.040-D 4)		Administrative Approval Comply with Zoning	
Six (6) to Nine (9) Total dwelling Units	Conditional Use Approval (20.85.070) + Building Specific Standards (20.40.180)		Administrative Approval Comply with Zoning	
Ten (10) or More Total dwelling Units	Conditional Use Approval (20.85.070) + Building Specific Standards (20.40.180)			

	<u>R Districts (except R3) RT5.4 and RT10 Districts</u>	<u>RT2.7, R3 RM Districts All B, C Districts M1R</u>
<u>One (1) to ten (10) total dwelling units</u>	<u>Administrative Approval Comply with Zoning</u>	<u>Administrative Approval Comply with Zoning</u>
<u>Eleven (11) to Twenty (20) Total dwelling Units</u>	<u>Prohibited as TED</u>	<u>Administrative Approval Comply with Zoning</u>
<u>More Than Twenty (20) Total dwelling Units</u>	<u>Prohibited as TED</u>	
<u>Property is not suitable for TED 20.40.180.B</u>	<u>Prohibited as TED</u>	

~~d. — All surface infrastructure shall meet the standards in Title 12 and be approved by Development Services Engineering Division.~~

3. **Condominium Conversion to Townhome**

Conversion of condominium projects constructed prior to May 18, 2016, to Townhome Exemption Development (TED) are not subject to the provisions of TED regulations unless dwelling units are added.

4. **Notice to Neighboring Property Owners**

Notice of the application for a zoning compliance permit for Townhome Exemption Developments ~~of one to more than five dwelling units in the R and RT zoning districts~~ must be mailed to all owners of property within 150 feet of the subject parcel at least 15 days before a permit is issued. ~~(Mailed notice for projects of six or more dwelling units in those districts and ten or more dwelling units in RM, M1R, B, and C districts is required within the Conditional Use process.)~~

20.05.050.B: Parcel and Building Standards, Basic Standards

Table 20.05-3 [Parcel](#) and Building Standards (Residential Districts)

[Portion of Table]

Standards	R215	R80	R40	R20	RT10	R8	R5.4	RT5.4	R3	RT2.7	RM2.7	RM2	RM1.5	RM1-35	RM1-45 RMH [1]	RM0.5
CONVENTIONAL DEV'T																
Min. District Area (sq. ft.)	None	None	None	None	None	None	None	None	30,000	None	None	None	None	None	None	None
Minimum Parcel Size [8]																
^L Area (square feet)	215,000	80,000	40,000	20,000	10,000	8,000	5,400	5,400	3,000	3,000	3,000	3,000	3,000	3,000	3,000	3,000
^L Area per unit (sq. ft.)	215,000	80,000	40,000	20,000	10,000	8,000	5,400	5,400	3,000	2,700	2,700	2,000	1,500	1,000	1,000	500

Townhome Exemption Development	<p>Minimum parcel area, minimum area per unit, and building height will be based on the zoning designation of the overall TED parcel found under Conventional Development in Table 20.05-3 above.</p> <p>Building setback and separation standards are as follows: Front or street side setbacks for Townhome Exemption Development dwellings are measured to the nearest parcel line or public circulation system such as a street, roadway, sidewalk, or trail, whichever is closer.</p> <p>Rear setbacks are measured to the parcel line.</p> <p>Side setbacks are measured to the parcel line. Minimum distance between buildings is the equivalent of two side setbacks. A minimum 6' interior side separation between buildings is allowed for zoning districts which require a minimum side yard setback distance of 7.5' or less.</p> <p>For B, C, and M1R districts refer to standards in Chapters 20.10.030 and 20.15.040.</p>
---------------------------------------	---

[1] RMH standards do not apply to manufactured housing parks. Manufactured housing parks are subject to Title 16.

- [2] In a cluster or conservation development , when a contiguous set of parcels is served by a rear alley and no building line has been established by existing buildings on the subject block face , the minimum front setback requirement is 10 feet.
- [3] Combined total front and rear setback depths must equal at least 30 feet (e.g., 10' front and 20' rear or 15' each).
- [4] Minimum interior side setbacks for principal buildings must equal at least 33% of the height of the subject building .
- [5] Maximum height limit is 30 feet for buildings with primary roof pitch of less than 8 in 12 and 35 feet for buildings with primary roof pitch of 8 in 12 or greater.
- [6] Only applies per Section 20.05.040.C.
- [7] Area per unit calculation may include a density bonus up to 20% when a project meets the criteria in Section 20.05.040.C.
- [8] The minimum parcel area requirement does not apply to lots created in subdivisions approved under MCA 76-3, chapters 5 and 6 after May 6, 2019.

Explanation:

Setback and Building Separation information is removed from Table 20.05-3 to a new section in 20.110: Measurements and Exceptions to better clarify the distinction between TED Parcel setback requirements versus building separation between structures within a TED Parcel.

2. OTHER REGULATIONS; Residential, Business and Commercial, and Industrial Districts Chapters, 20.05, 20.10, and 20.15

Explanation: The Other Regulations sections in the zoning districts chapters are meant to inform users that other standards may exist outside of the district type chapters and to guide them to where those standards can be found. Adding the Use and Building Specific chapter will benefit not just users working through the TED process, but for various other uses and design types as well.

20.05.060: Residential Districts, Other Regulations

A. Overlay Districts

See Chapter 20.25.

B. Use and Building Specific Standards

See Chapter 20.40.140 for Townhouse Development Standards

See Chapter 20.40.180 for Townhome Exemption Development (TED) Standards

AC. Accessory Uses and Structures

(e.g., home occupations , detached garages , gazebos, and sheds)

See Chapter 20.45.

BD. Natural Resource Protection

See Chapter 20.50.

CE. Parking and Access

See Chapter 20.60.

DF. Landscaping

See Chapter 20.65.

E. ~~Overlay Districts~~

~~See Chapter 20.25.~~

FG. Signs

See Chapter 20.75.

GH. Nonconformities

See Chapter 20.80.

20.10.050: Commercial Districts, Other Regulations

Uses and development in B and C districts may be subject to other provisions of this zoning ordinance, including the following:

A. Overlay Districts

See Chapter 20.25.

B. Use and Building Specific Standards

See Chapter 20.40

AC. Accessory Uses and Structures

See Chapter 20.45.

BD. Natural Resource Protection

See Chapter 20.50.

GE. Parking and Access

See Chapter 20.60.

DF. Landscaping

See Chapter 20.65.

~~E. Overlay Districts~~

~~See Chapter 20.25.~~

FG. Signs

See Chapter 20.75.

GH. Nonconformities

See Chapter 20.80.

20.15.060: Industrial Districts, Other Regulations

Uses and development in M districts may be subject to other provisions of this zoning ordinance, including the following:

A. Overlay Districts

See Chapter 20.25.

B. Use and Building Specific Standards

See Chapter 20.40

AC. Accessory Uses and Structures

See Chapter 20.45.

BD. Natural Resource Protection

See Chapter 20.50.

GE. Parking and Access

See Chapter 20.60.

DF. Landscaping

See Chapter 20.65.

~~E. Overlay Districts~~

~~See Chapter 20.25.~~

FG. Signs

See Chapter 20.75.

GH. Nonconformities

See Chapter 20.80.

3. 20.40.180: TOWNHOME EXEMPTION DEVELOPMENT (TED) STANDARDS

20.40.180: Townhome Exemption Development (TED) Standards

Commentary: Townhome vs. Townhouse - Townhome refers to a development type consisting of residential dwellings that may be single unit or townhouse and owned in fee simple on TED Ownership Units (TOUs) and located on a TED Parcel as two-unit or, multi-unit and described in above (20.05.040.D). Townhouse refers to a building type that is two or more units which have common walls along shared property lines as described in 20.05.030.B.3, and is required to meet standards detailed in 20.40.140. A townhouse can also be attached or be located on its own parcel (20.100.010).

A. Applicability

1. The following standards apply to Townhome Exemption Developments of more than five ten or fewer dwelling units in R and RT RT5.4, RT10, and all R districts (except R3), or more than nine 20 or fewer dwelling units in RT2.7, R3, and all RM, B, C, and M1R districts. Developments over these numbers are not permitted through the TED process.
2. The only permitted residential building types that may be included in a TED project are detached houses, two-unit townhouses, and 3+-unit townhouses as described in Section 20.05.030 and as allowed in the applicable zoning district.
3. Two unit townhouse and 3+-unit townhouse building types as part of TED projects must also comply with Section 20.40.140, Townhouse Standards.
4. TED shall not be used for developments including nonresidential uses.
45. Townhome Exemption Developments must meet all applicable City zoning municipal regulations, including Title 12 and Title 20. (see Figure 20.05-7).

B. Conditions not suitable for TED Maximum Density

Explanation:

This section would be changed as many of the things that could reduce the possible density of a project are now being added to the list of what could make a project not suitable for TED in the first place.

The maximum number of dwelling units allowed within a Townhome Exemption Development is computed by dividing the net area of the site by the subject zoning district's minimum parcel area-per unit standard. Net site area is calculated by subtracting all of the following from the site's gross land area:

If the subject property contains one or more of the following conditions, it is not suitable for development through the TED process and is not permitted for TED:

1. Any portion of the subject property contains land with areas designated by FEMA as Floodways and Special Flood Hazard Areas (SFHAs) subject to inundation by the 1% Annual Chance of Flood, or that would require a permit from one of the agencies listed on the "Joint Application for Proposed Work in Montana's Streams, Wetlands, Floodplain and Other Water Bodies". Special flood hazard areas;
2. Any portion of the subject property includes land with a slope of greater than 25%. Jurisdictional (Army Corps of Engineers) wetlands and waterways; \

- a. In situations where the proposed TED project does not include any disturbance of the area with slopes over 25%, and those areas with slope over 25% are surveyed and designated No Build/No Improvement zones in the project application and in the survey accompanying the final TED declaration, the Zoning Officer is authorized to waive 20.40.180.B.2
- 3. Any land that is already on an existing TED Parcel. ~~Land with a slope of greater than 25%;~~
- 4. Any property requiring dedicated Public Right-of-Way as determined by the Development Services Director in Consultation with the City Engineer. Reasons for requiring dedicated Public Right of Way include: ~~Riparian resource areas~~
 - a. Interrupted street grids;
 - b. Lack of capacity for provision of emergency services; or
 - c. Road sections called for in applicable previously adopted City Plans or Resolutions

Commentary: There are some situations where in order to best provide for orderly development and protect for the general health, safety and welfare of the community, development should include the creation of new public right of way, and should be directed to the subdivision process.

C. Setbacks and Separations

Minimum Setbacks ~~apply to TED Parcels and for dwellings in Townhome Exemption Developments~~ are found in Table 20.05-3. Building separation requirements apply for structures within a TED Parcel as well. Refer to 20.110.050.F for specific information on how setbacks and building separation requirements apply to TED projects.

D. On-Site Constraints ~~Minimum buildable envelope area~~

Each townhome exemption building envelope must have an average slope of no more than 25% and at least a 2,000 square foot contiguous building and disturbance area on parcels that are subject to hillside standards. See 20.50.010.B.1 for average slope determination.

Land that is subject to hazards such as swelling soils, subsidence, landslides, drainage issues or concerns, high ground water, and steep slopes, shall not cause any unmitigated adverse impacts on adjacent or nearby lands. Land with these hazards shall not receive zoning compliance approval until an engineering design sufficient to alleviate the foregoing hazard has been submitted by the applicant as follows:

- 1. Land with slopes averaging 15% or more: Provide a slope category map (20.50.010.C.1.a). Provide a complete geotechnical report by a soils engineer with a grading and drainage plan and storm water plan that evaluates the safety of construction on the subject property.
 - a. Each TED ownership unit (TOU) building envelope must have an average slope of no more than 25% and at least a 2,000 square foot contiguous building and disturbance area on parcels that are subject to hillside standards. See 20.50.010.B.1 for average slope determination.
- 2. Land with the potential for expansive soils, landslides, slope instability, and high ground water: Provide a complete geotechnical report prepared by a soils engineer with a grading and drainage plan and storm water plan that evaluates the safety of construction on the subject property and includes an evaluation of groundwater depth relative to basement construction.
- 3. A complete grading and drainage plan and storm water plan is required including storm drainage calculations for a 100-year frequency 24-hour storm to show that storm water shall be detained on site to pre-development levels, subject to review and approval by the City Engineer.

E. **Surface Infrastructure**

All ~~surface~~ infrastructure shall meet the standards in Title 12 and be approved by Development Services Engineering ~~Department~~ and meet the requirements of the City of Missoula Standards and Specifications Manual.

1. Garage access off of a public or private road must be a minimum of 20 feet from back of curb or edge of sidewalk, whichever is closer.
2. Garage or surface parking access off of a public or private alley must meet engineering requirements.
3. All public and/or private streets, roads, alleys, and or driveways must meet engineering requirements.
4. The Zoning Officer, in consultation with the City Engineer, is authorized to permit woonerfs (as described in City Subdivision Regulations) in place of streets or alleys.

F. **Blocks**

Blocks shall be designed to assure traffic safety and ease of ~~pedestrian non-motorized~~ and ~~motorized automobile~~ circulation. Blocks ~~lengths~~ shall not exceed 480 feet in length. ~~TOUs shall not be designed as through parcels. and be wide enough to allow two tiers of dwelling units in a Townhome Exemption Development unless topographic constraints y or other constraining circumstances are present as confirmed by the Zoning Officer . Pedestrian Non-motorized~~ access easements that create a break within a block may be required where there is a need for ~~pedestrian non-motorized connectivity, or~~ access to school bus or transit stops, schools, shopping, parks, common areas or open space, and community facilities.

G. **Parks and Trails**

The following applies to TED projects of more than 10 (ten) dwelling units.

1. Meet applicable goals and policies of the Missoula Open Space Plan, Long Range Transportation Plan, Active Transportation Plan, Conservation Lands Management Plan, Missoula County Parks and Conservation Plan and the Master Parks and Recreation Plan for the Greater Missoula Area:
 - a. Provide for trail connection to existing or planned public trail , park, open space, school, shopping, or community facilities.
 - b. Provide for protection of high quality resources and sensitive features by grant of conservation easement , dedication as public open space, or establishment of a managed common area.
 - c. Provide for useable private open space, landscaped boulevards, social interaction and livability.
2. Preserve and protect the site's natural resource values that include but are not limited to: ~~floodways~~, wetlands , riparian lands, hillsides ~~greater than 25% slope~~ , established upland forested areas, culturally significant features, natural drainage courses, irrigation canals and ditches, etc. Means of preservation and protection may include establishing a single common area, conservation easement , or dedication of said areas as public open space.
3. Provide for 11% of the net site area (see 20.40.180.B above) as contiguous, useable private or public open space, on site, that is accessible by residents of the development and useable for passive or active recreation in conformance with the following standards:
 - a. Private Open Space shall not be sloped more steeply than five percent and must be a minimum 40 feet in width and length, unless it is used for the purpose of a trail and then the area must be a minimum of 20 feet in width.

- b. Shall not include natural resource value areas of the site that are to be preserved.
- c. Shall not include required zoning setback areas, parking spaces, drainage basins, driveways, or public utility features.
- d. May be improved and dedicated as a public park, trail or open spaces subject to meeting minimum standards and approval of the Parks and Recreation Board.
- e. May be exempted from the requirement to provide land (20.40.180.G.3) for the following reasons:
 - 1. ~~If~~ a cash donation is given in lieu to the Parks Department, equal to the fair market value for the amount of land that would have been required. Fair market value is determined by a Montana State certified general real estate appraiser, hired and paid for by the applicant, and is based on the market value of the unsubdivided, unimproved land based upon the applicable zoning designation of the TED project.
 - a1. Cash-in-lieu is typically permitted only if there are existing parks or other facilities (e.g., public recreational area, open space, conservation easement, trail), within reasonably close proximity to the proposed TED, as described in the most recent version of the Master Parks Plan and measured along existing and accessible travel routes. Final determination on whether cash is permitted in lieu of actual parkland is left to the discretion of the Department of Parks and Recreation.
 - b2. Money received through this cash-in-lieu process is held to the following:
 - 1a. No more than 50% of money received may be used for maintenance on existing Parks facilities.
 - 2b. Money received by the Parks Department must be spent on facilities reasonably close in proximity to the TED, as described in the most recent version of the Master Parks Plan.
 - 2. Development on parcels in subdivisions approved subject to the parkland dedication requirements in effect after December 31, 2009.

H. Transit

If the Townhome Exemption Development is more ~~than ten dwelling units and~~ within one-fourth mile of an established public transit or school bus route, bus stop facilities may be required by the ~~Zoning Officer~~ ~~City Engineer~~. If the Townhome Exemption Development parcel is not in the Missoula Urban Transportation District, a petition to annex into the District shall be provided prior to receiving zoning compliance approval.

I. Review Process and Submittal Requirements

- 1. TED projects shall be submitted in their entirety in one townhome exemption application and reviewed in one zoning compliance permit (ZCP) application in compliance with section 20.85.120. Phasing is not permitted for TED projects.
- 2. The zoning compliance permit will lapse and have no further effect two years after it is issued by the Zoning Officer and the townhome exemption approval is rendered invalid unless:
 - a. A building permit has been issued; and
 - b. All infrastructure improvements, including but not limited to roads, curbs, gutters, utilities, sidewalks, boulevard improvements, storm water facilities, and drainage are installed and approved by the City Engineer or an estimate of probable cost is

- provided and an improvements agreement guaranteed by a security for the remaining infrastructure is approved by the Zoning Officer.
- c. The Zoning Officer has extended the ZCP expiration period for no more than one year after determining that there are circumstances warranting the extension. Requests for extensions must be submitted to the Zoning Officer before the ZCP expires. Any time extension granted for the ZCP shall be subject to the applicable zoning regulations in place at the time the Zoning Officer grants the time extension.
 3. The Zoning Officer is authorized to require additional materials for review beyond what is required through 20.85.120.
 4. If a public access easement is required for a TED project, it must be filed prior to ZCP approval.
 5. TED Projects on lots subdivided after November 6th, 2019, should expressly contemplate the proposed TED development during the subdivision review process.

Commentary: In situations where a development is large enough that it must first go through subdivision before filing declarations for TED parcels on the new lots, the fastest and most comprehensive way for the project to be reviewed and processed is all together during subdivision review. In cases where TED projects are proposed on lots in subdivisions that occurred after 2019 that did not expressly contemplate the proposed TED project, it is possible that the proposed TED project will require additional mitigation.

J. TED Declarations

1. TED projects shall be filed as one townhome exemption declaration per TED parcel.
2. The final TED declaration must be reviewed prior to when the declaration is filed by the Zoning Officer.

K. Design Standards for TED Projects with Detached Homes on Public Roads

1. For detached homes on TOU's adjacent to a public roadway, the entrance must face the public roadway. In cases where a TOU is adjacent to more than one public roadway, the entrance must face at least one public roadway.

4. 20.45.060: ACCESSORY USES AND STRUCTURES, ACCESSORY DWELLING UNIT

20.45.0600.B.1: Accessory Dwelling Units, Regulations for all Accessory Dwelling Units

General Standards

Accessory dwelling units are subject to all applicable regulations of the zoning district in which they are located, except as otherwise expressly stated in this section. Lots that are nonconforming as to minimum parcel area are not eligible. Accessory dwelling units are not permitted on TED Ownership Units (TOUs).

5. 20.80.020.B; NONCONFORMING LOTS

20.80.020: Nonconforming Lots

A. Description

1. A nonconforming lot is a lawfully created tract of record, shown on a plat or survey map recorded in the office of the County Clerk and Recorder that does not comply with all applicable minimum parcel area or parcel width standards of the zoning district in which the lot is located.
2. All nonconforming lots are subject to nonconformity determination provisions of 20.80.010.D.
3. Lots created through subdivisions approved under MCA 76-3, chapters 5 and 6 after May 6, 2019 are not considered to be nonconforming lots.

B. Use of Nonconforming Lots

1. Any nonconforming lot in an R district may be used as a building site for a single detached house , except as expressly stated in 20.80.020.B.3 and 20.80.020.B.4.
2. In nonresidential zoning districts , a nonconforming lot may be used as a building site and developed with a use allowed in the subject zoning district, except as expressly stated in 20.80.020.B.3 and 20.80.020.B.4. If the zoning allows a variety of uses or a variety of intensities of uses and one or more uses or intensities would comply with applicable parcel area and parcel width standards, while others would not, then only the uses or intensities that comply with applicable standards are permitted.
3. Effective May 4, 2005, when two contiguous lots are held in common ownership, and when both of the lots are nonconforming lots , they will be deemed a single parcel for the purpose of meeting applicable parcel area and parcel width requirements of the zoning district in which they are located. This provision treats contiguous lots under common ownership as merged for the purposes of the zoning regulation of bulk, size, and similar dimensional standards only and does not aggregate individual parcels in a manner affected by MCA § 76-3-103(16)(b).
 - a. Lots in the R215, R80, R40, R20, and RT10 zone districts that have been rendered nonconforming as to the minimum lot size requirements by the adoption of this ordinance (Title 20) are not subject to 20.80.020.B.3.
 - b. Lots created through subdivisions approved under MCA 76-3, chapters 5 and 6 after May 6, 2019 are not subject to 20.80.020.B.3.
4. A nonconforming lot may not be used as a building site if the land area resulted from:
 - a. The redesign or rearrangement of contiguous nonconforming tracts of record pursuant to a boundary line relocation exemption of the

Montana Subdivision and Platting Act occurring after October 23, 2006;
or

- b. The removal or destruction of a structure that utilized contiguous nonconforming lots as a single building site .

C. Parcel and Building Standards

- 1. Development on nonconforming lots must comply with the parcel and building standards of the subject zoning district unless otherwise expressly stated.
- 2. Nonconforming lots may not be adjusted in size or shape to create nonconformity or increase the degree of nonconformity for parcel area, parcel width, setbacks or other applicable parcel and building standards. Lot area or shape adjustments that decrease the extent of nonconformity are allowed.

6. 20.100.A; Terminology

Lot:

A contiguous area of land with defined boundaries under common ownership created by subdivision, subdivision exemption or their legal equivalent. TED ownership units are not lots.

TED Ownership Unit (TOU)

A parcel created through Townhome Exemption (MCA 76-3-203) that includes the land beneath each dwelling unit and can include land adjacent to each dwelling unit as shown in the approved Townhome Declaration Site Plan. Only one dwelling unit is associated with each TED ownership unit. TED ownership units are not lots.

7. 20.110; Measurements and Exceptions

20.110.010: Parcel Area

20.110.010 - Parcel Area

- A. Parcel area includes the total land area contained within the property lines of a parcel . The zoning officer is authorized to approve an administrative adjustment to permit the construction of a detached house on a parcel that would otherwise be prohibited solely because the parcel does not comply with the minimum parcel area standards of the subject zoning district. Such administrative adjustments are subject to the procedures and criteria of 20.85.110.
- B. The minimum parcel area requirement does not apply to lots created in subdivisions, approved under MCA 76-3, chapters 5 and 6, after May 6, 2019.
- C. The minimum parcel area requirement does not apply to TED Ownership Units (TOUs).

20.110.050.F: Setbacks and Separation of Residential Buildings on TED Parcels (**NEW SECTION**)

The following applies to buildings on TED Ownership Units (TOUs) created through the Townhome Exemption Development (TED) process after November 5, 2019.

1. TED projects (20.40.180) are required to meet setback standards for the underlying zoning district as described in Table 20.05-3.
 - a. Setbacks apply to the entire TED parcel used for TED projects as described in 20.110.050.A.1.
 - b. Setbacks for buildings within a TED parcel are measured to the nearest adjacent property line. A TOU separation line is not considered an adjacent property line. Depending on the design of the TED project, not every setback will apply to every TOU. (See 20.110.050.F.2 for information on TED building separation requirements).
2. Building separation
 - a. Building separation requirements apply on TED projects for structures on TOUs as described in 20.110.050.E. Minimum distance between buildings is the equivalent of two side setbacks.
 - b. A minimum building separation of 6' is allowed for zoning districts which require a side yard setback distance of 7.5' or less.

Mr. Brewer,

The Office of Housing and Community Development is in full support of the proposed amendments related to Townhome Exemption Development (TED). The amendments are in alignment with recommendations in *A Place to Call Home: Meeting Missoula's Housing Needs*. These amendments align closely with one of the key goals of the adopted housing policy, reducing barriers to new supply and promoting access to affordable homes. Specifically, they represent opportunities to reduce development costs and address barriers to building to currently zoned density.

The proposed TED amendments align with the following recommendations found in *A Place to Call Home*:

- Administrative approval for TEDs under the cap of 10 units (in R Districts, except R3, RT5.4 and RT10 Districts) and 20 units (in RT2.7, R3, RM Districts, All B,C, Districts M1R).
 - *A Place to Call Home* recommends the following:

“Ultimately, the City may want to consider a two-tiered approach that increase the size of by-right approval for TEDs to 10 units. Given the problematic nature of very large TEDs, which challenge the local government’s ability to protect general health and safety as provided for in the subdivision regulations, a higher tier of regulatory oversight should be considered for projects over a certain threshold”.
- The elimination of minimum parcel size for lots created in subdivisions approved under MCA 76-3, chapters 5 and 6 after May 6, 2019.
 - *A Place to Call Home* recommends the following:

“The current land use code limits minimum lot size at 3,000 square feet. Allowing smaller lots is contemplated as an incentive for TED and subdivision development under the proposed program, which could serve as a valuable pilot for eventual changes to underlying code across the board. This is critical for promoting infill development while also ensuring overall housing affordability”.

Thank you for the opportunity to provide comment and support for these proposed changes.

Eran Fowler Pehan
Director
Office of Housing and Community Development
406-552-6395

Ben,

Thanks for giving us the opportunity to comment on the proposed amendments for the Townhome Exemption Developments. The Parks Department supports the proposed changes as drafted, particularly in regards to 20.40.180. Item G. Parks and Trails.

Please let me know if you have any additional questions.

Thanks

Neil

Neil Miner, PLA

Parks and Trails Design/Development Manager

Missoula Parks and Recreation

600 Cregg Lane | Missoula, MT 59801

406-552-6264

www.missoulaparks.org

nminer@ci.missoula.mt.us

Ben,

On page 9 under section E. 3. I would like to add after "...must meet engineering requirements and the requirements of the adopted Fire Code at the time of construction."

I would like to see a subsection (maybe after Transit) entitled Fire Protection and have the following language attached:

- TED projects are subject to compliance with the adopted Fire Code.

I would also like to see a sentence within the subsection of Review Process and Submittal Requirements, something along the lines of:

- TED projects require the review and approval of the Fire Chief or his designee.

I hope that covers it, give me a shout if you need clarification on any of this. Thanks Ben for the opportunity to comment, I think this is a good step forward for these TED's.

Gordy Hughes
Assistant Fire Chief
552-6189

BEN:

I believe that I have possibly figured out your MCA citation problem in the draft ordinance text. The word "chapter" is erroneous and should be "part(s)" This needs to be corrected at three (3) locations that I previously identified to you.

The correct language should most accurately be cited as MCA, title 76, chapter 3, parts 5 and 6.". This revised language needs to be corrected in three (3) locations.

JIM NUGENT
City Attorney
552-6025



DEVELOPMENT SERVICES

435 RYMAN • MISSOULA, MT 59802 - 4297 • (406) 552-6630 • FAX: (406) 552-6053

MEMORANDUM

TO: Planning Board

FROM: Ben Brewer, Planner III
Development Services, Planning Division

DATE: August 12, 2019

SUBJECT: Recommended staff changes to Ordinance to Amend Title 20 Townhome Exemption Development proposed at the Planning Board Public Hearing on August 6, 2019

Dear Planning Board Member

At the August 6th Planning Board hearing, staff included two changes to what was proposed in the ordinance language included in the Planning Board packets. Staff has provided that language here for your review in advance of the continued hearing on August 20th. The included language is meant to supplement the ordinance amendments you have already received in the August 6 packets.

NOTE: The additional staff recommendations are shown in blue.

1. 20.40.180.A.6

20.40.180: Townhome Exemption Development (TED) Standards

Commentary: Townhome vs. Townhouse - Townhouse refers to a building type that is two or more units which have common walls along shared property lines as described in 20.05.030.B.3, and is required to meet standards detailed in 20.40.140. Townhome refers to a development type consisting of residential dwellings that may be single unit or townhouse and owned in fee simple on TED Ownership Units (TOUs) and located on a TED Parcel as two-unit or, multi-unit and described in above (20.05.040.D). A townhouse can also be attached or be located on its own parcel (20.100.010).

A. Applicability

1. The following standards apply to Townhome Exemption Developments of more than five ten or fewer dwelling units in R and RT RT5.4, RT10, and all R districts (except R3), or more than nine 20 or fewer dwelling units in RT2.7, R3, and all RM, B, C, and M1R districts. Developments that exceed these numbers are not permitted through the TED process.

2. The only permitted ~~residential~~ building types that may be included in a TED project are detached houses, two-unit townhouses, and 3+-unit townhouses as described in Section 20.05.030 and as allowed in the applicable zoning district.
3. Two unit townhouse and 3+-unit townhouse building types as part of TED projects must also comply with Section 20.40.140, Townhouse Standards.
4. TED shall not be used for nonresidential developments.
45. Townhome Exemption Developments must meet all applicable City zoning municipal regulations, including Title 12 and Title 20. (see Figure 20.05-7).
6. Townhome Exemption Developments are only permitted on parcels in zoning districts described in Title 20.

2. 20.40.180.B.1

B. Conditions not suitable for TED Maximum Density

~~The maximum number of dwelling units allowed within a Townhome Exemption Development is computed by dividing the net area of the site by the subject zoning district's minimum parcel area-per unit standard. Net site area is calculated by subtracting all of the following from the site's gross land area:~~

If the subject property contains any of the following conditions, it is not suitable for development through the TED process and is not permitted for TED.

1. Any portion of the subject property that contains land with areas designated by FEMA as Floodways and Special Flood Hazard Areas (SFHAs) subject to inundation by the 1% Annual Chance of Flood, or designated Zone X behind levee or that would require a permit from one of the agencies listed on the "Joint Application for Proposed Work in Montana's Streams, Wetlands, Floodplain and Other Water Bodies".
 - a. In situations where the proposed TED project does not include any disturbance of the area defined in 20.40.180.B.1, and the SFHA is not an Approximate A, the Zoning Officer is authorized to waive 20.40.180.B.1, subject to the following:
 - i. For all development on the TED Parcel, the lowest floor and mechanical shall be 2 feet above BFE and pre and post-elevation certificates are required for primary structures (including attached garages); and
 - ii. Lands described within the SFHA shall be surveyed and designated as Common Area/No Build in the project application and in the survey accompanying the final TED Declaration.
 - b. For sites that are designated Zone X behind levee, for all primary structures (including attached garages), the lowest floor and mechanical shall be 2 feet above BFE and pre and post-elevation certificates are required.

CITY ZONING OFFICER OPINION # 19-01

DATE: April 18, 2019

RE: Townhome Exemption Developments (TEDs)

QUESTION:

Does Title 20 adequately address the processing of applications for Townhome Exemption Development (TED) projects and regulations under which they may be developed?

CONCLUSION:

Townhome Exemption Development has been permitted and even encouraged (as a tool to help address rising housing prices) in the City of Missoula since state law was revised in 2011 to provide certain local governments a mechanism to allow TEDs to be developed in lieu of traditional residential subdivisions.

Development Services staff has maintained a consistent process for handling TED projects over time based on Missoula Municipal Codes and the provisions in state law. As projects grew in unit numbers and complexity, the regulations and review process, necessarily evolved to include greater considerations.

Given the increasing scale and potential impacts of TED projects currently being proposed, coupled with arguments of some developer's legal counsels as to the legal foundation for some aspects of the City's processes and regulation around larger TED projects, it would be prudent for the City to revise municipal codes to restate very explicitly how TEDs are processed and regulated. This would also provide opportunity to reexamine the role of subdivision as a legitimate alternative for future affordable residential development.

There should be a review of current codes as they relate to TEDs and a package of proposed amendments prepared for City Council consideration that more explicitly address TED process and regulation along with any associated changes that would serve to accommodate development while protecting the public health, safety and welfare.

An Interim Ordinance is needed to address urgent concerns related to potential hazards to public health, safety, and welfare and to clarify the current process for conditional use review, while staff develops recommendations for solutions. The Interim Ordinance also eliminates the minimum lot size requirement for new subdivisions in order to equalize the density of development that can be achieved in TED and subdivision projects. This will provide developers seeking to maximize development potential with alternatives for realizing residential development in the short as well as the longer term.

ORDINANCE EXCERPT:

Existing Townhome Exemption Development regulations (Chapter 20.05.040.D)

D. Townhome Exemption Development

1. Intent

- a. The Townhome Exemption Development Option is intended to encourage affordable fee simple detached house, two-unit townhouse, and 3+-unit townhouse development without subdivision review in accordance with City zoning regulations.
- b. Public notice and City Council approval of a conditional use is required if the development contains more than five dwelling units in R and RT districts, or more than nine dwelling units in RM, B, C, and M1R districts.

2. General Description

- a. The only permitted residential building types that may be included in a TED project are detached houses, two-unit townhouses, and 3+-unit townhouses as described in Section 20.05.030 and as allowed within the applicable zoning district.
- b. Two-unit townhouse and 3+-unit townhouse building types as part of TED projects must also comply with Section 20.40.140, Townhouse standards.
- c. Townhome Exemption Developments must meet all City zoning regulations (see Figure 20.05-7).

	R Districts	RT Districts	RM Districts	All B, C Districts M1R
One (1) to five (5) total dwelling units	Administrative Approval Comply with Zoning 15 day neighborhood notice (20.05.040 D 4)		Administrative Approval Comply with Zoning	
Six (6) to Nine (9) Total dwelling Units	Conditional Use Approval (20.85.070) + Building Specific Standards (20.40.180)		Administrative Approval Comply with Zoning	
Ten (10) or More Total dwelling Units	Conditional Use Approval (20.85.070) + Building Specific Standards (20.40.180)			

Figure 20.05-7 Townhome Exemption Development Requirements

- d. All surface infrastructure shall meet the standards in Title 12 and be approved by Development Services Engineering Division.
3. **Condominium Conversion to Townhome**
Conversion of condominium projects constructed prior to May 18, 2016, to Townhome Exemption Development (TED) are not subject to the provisions of TED regulations unless dwelling units are added.
4. **Notice to Neighboring Property Owners**
Notice of the application for a zoning compliance permit for Townhome Exemption Developments of one to five dwelling units in the R and RT zoning districts must be mailed to all owners of property within 150 feet of the subject parcel at least 15 days before a permit is issued. (Mailed notice for projects of six or more dwelling units in those districts and ten or more dwelling units in RM, M1R, B, and C districts is required within the Conditional Use process.)

BACKGROUND:

In 2011, out of an initiative intended to make the financing of condominiums easier, the Montana Legislature passed HB460 that provided an exemption from subdivision for "townhomes" on lots legally created and zoned, and where a townhome was defined as "property that is owned subject to an arrangement under which persons own their units and hold separate title to the land beneath their units, but under which they may jointly own the common areas and facilities."

According to Title 20.100.10, Townhome Exemption Development is defined as "a residential development containing one or more dwelling units that are owned subject to an arrangement under which persons own their own dwelling units and hold separate title to the land beneath their dwelling units but under which they may jointly own the common area and facilities in accordance with MCA §§ 70-23-102 and 76-3-203."

State law allows for the consideration of the TED exemption according to the following:

MCA 76-3-203: Exemption for certain condominiums. Condominiums, townhomes, or townhouses, as those terms are defined in 70-23-102, constructed on land subdivided in compliance with parts 5 and 6 of this chapter or on lots within incorporated cities and towns are exempt from the provisions of this chapter if:

- (1) the approval of the original subdivision of land expressly contemplated the construction of the condominiums, townhomes, or townhouses and any applicable park dedication requirements in 76-3-621 are complied with; or
- (2) the condominium, townhome, or townhouse proposal is in conformance with applicable local zoning regulations when local zoning regulations are in effect.

There are two key points that apply to the City within the state law:

1. TEDs are exempt from subdivision if they are expressly contemplated on lots within the city. Once a TED project is approved the units that are established are TED ownership units (according to Title 20.100.010).
2. The TED project must conform to applicable local zoning. The City has the ability to create appropriate regulations relating to TEDs. Those zoning rules can regulate the locations, conditions, review procedures, size, development standards, etc. of TED projects as the City determines necessary to fulfill the purpose and intent of zoning.

Shortly after state law took effect, developers in Missoula began to utilize the exemption to subdivision by building small residential projects (mostly in the 2-6 unit range) as TEDs on zoned parcels, with individual homebuyers owning their residential units and the land beneath and with an association created to own and maintain the common areas. Typically these were infill projects that could take advantage of existing road networks and infrastructure systems with common areas comprising little more than a driveway or short private road and landscaped common areas. Initially, TED projects were reviewed administratively as a multi-unit site development project, containing either single dwellings or two-unit buildings that would trigger some consideration of multi-dwelling standards. The City of Missoula accommodated and even encouraged TEDs as a legitimate and cost-effective alternative to minor subdivisions.

By 2015, the scale and complexity of TED projects grew. Several of the newer projects presented unique challenges, and highlighted the issue of using zoning to generally address mitigation of potentially hazardous areas and the placement of community infrastructure. By

2016, City Council approved a set of development standards and expanded review process for larger TED proposals. Additionally, TEDs must comply with all other local and state regulations (20.01.060.B) and street standards were added to Title 12 for TED projects.

Currently, for small scale projects (outlined in Figure 20.05-7), review is handled administratively. For larger scale projects (also outlined in Figure 20.05-7), review and approval follows the conditional use procedures (20.85.070) and additional building specific standards are in place (20.40.180). All projects must comply with the parcel and building standards as referenced in the Townhome Exemption Development section of Table 20.05-3. In addition to the requirements of Title 20, section 20.01.060 states that all uses and developments must comply with all other applicable city, state and federal regulations.

More recently, a next generation of TED projects are being proposed to Development Services staff. These have tended to be proposals for very large projects on greenfield sites void of a collector street network and other supporting infrastructure, some with other development constraints. The size and location of these proposed projects, combined with some developer's legal counsel opinions as to what the City can and cannot require of TED projects, based on what is in (or more often what is not specifically addressed in) state law and city regulations supports the need for this zoning officer opinion and subsequent amendments to the regulations.

Issues relating to timing and submittal material have occurred, not just for zoning requirements, but to address the expectations of other local regulations and to provide the City Council with the information that they need to be able to adequately evaluate the conditional use permit. Additional regulations are also needed to protect the public health, safety and general welfare relating to development on property with hazards such as high ground water, flooding, steep slopes, and soils with drainage constraints. The following section will address review and approval issues relating to timing and application submittal needs for conditional use TED proposals, and new hazardous lands development regulations.

Timing:

An approved conditional use permit is expected to be acted on within two years of City Council approval. To meet this deadline, a building permit or a zoning compliance permit (ZCP) has to be issued (Title 20.85.070.J). A ZCP is the tool used to document compliance with zoning and approval of the Townhome Exemption Declaration. Review of the ZCP application is the time to ensure that potential conditions of approval to the conditional use are being met. The ZCP is good for two years and is considered met when a building permit and a final certificate of zoning compliance is issued (Title 20.85.120.E). Typically, staff expects to review and approve infrastructure construction plans before approval of the ZCP. Installation of infrastructure improvements is required prior to approval of the first building permit or installation is delayed contingent on an improvements agreement, with an estimate of cost of improvements and a security guarantee. A townhome exemption declaration is tied to the ZCP so if the ZCP is not acted on in the required timeframe, the Townhome Exemption Declaration is revoked.

Local and state agencies periodically update their regulations. The mechanism for requiring approved conditional use TED projects to be modified to reflect the new regulations is very limited. This is mitigated during conditional use review by expecting a project to be fully developed in a relatively short time frame; requiring that every TED conditional use have all the units included in one townhome exemption declaration; and requiring an improvements agreement, cost estimate with contingency funds and security to cover the cost of infrastructure not yet installed.

All of the TED declarations to date have been filed with the entire TED development in one declaration. Recently, we have had applicants and attorneys suggest that they can "phase" a TED by filing multiple declarations on one parcel, leaving a remainder area each time intended to accommodate future TEDs, leaving the order and sequencing of development unknown. This approach presents several issues. Generally, a TED project results in the creation of TED Ownership Units on a TED parcel, such that the remainder areas are considered TED Ownership Units. The notion that a remainder TED Ownership Unit could be reserved for a future TED project doesn't comply with the state requirement that they occur on a lot. Not knowing when a next "phase" of TED development would come on line creates a hardship for planning orderly and beneficial development. Additionally, to consider phasing of a TED would restrict the City's ability to be responsive to potential changing conditions, and would leave the City vulnerable to potential unforeseen impacts to public health, safety and welfare over a longer period of time. Staff will continue to work toward clarifying these terms while developing recommendations for zoning solutions.

Application Submittal:

As project size increases, we also find that the correlation to other agency regulations need to be clarified. TED project review through zoning relies heavily on compliance with other local and state regulations since the process is void of the type of coordinated submittal (including environmental assessment) and review process typically found with subdivisions. Each local and state agency is tasked with developing/adopting the necessary general regulations and may not have given consideration to the unique nature of TED projects. Past practice was to rely on the submittal and review requirements of subdivision to thoroughly inform agencies of potential issues and hazards and collect potential conditions for mitigation for City Council consideration.

Currently, through the ability to address local regulations, the expectations of conditional use review, and the ability to generally require additional application information for a ZCP, staff seeks information relating to potential hazardous lands. But the expectation for related agency review material, such as storm water management plans is triggered in advance of a ZCP. However, similar to subdivision review, City Council benefits from knowing that generally and preliminarily, the proposed project will not adversely impact public health, safety and welfare by requiring the analysis, planning and design material earlier in the process. The zoning regulations and other local regulations need to be updated to create a clear coordinated avenue to review, accept and approve the various infrastructure plans and assessments needed to inform the projects' design.

Generally, conditional use TED projects are subject to review based on the review criteria found in Title 20.85.070.H and the factors to be considered in Title 20.85.070.I. City Council may approve, approve with conditions, or deny a conditional use project. An overall observation is that while the review criteria address public health, safety, and welfare in various ways, they don't generally express the ability for the City Council to view a project from the perspective of accommodating the orderly and beneficial development of the City. There may be times when City Council determines that the benefits of the project cannot overcome the issues related to loss of public connectivity, inability to require off-site improvements that are clearly associated with the impact of the project, or impose other conditions associated with access for local services. For those reasons, the code should be reviewed to clarify the ability for City Council to deny a project.

Hazardous Lands Development Regulations:


Proposed development is expected to mitigate potential impacts to public health, safety and welfare. Regulatory restrictions are placed on lands subject to hazards such as, flooding, swelling soils, subsidence, landslides, improper drainage, high ground water, and steep slopes

in order to direct development away from the hazard or to mitigate the adverse impacts. Constraints to development within flood prone areas are regulated through the City's floodplain regulations and through subdivision review. In the case of TED projects, subdivision review is not applicable, and the floodplain regulations do not adequately direct development away from flood prone areas in a way that best manages the resource. For that reason, the interim zoning should include new regulations for development within a FEMA designated floodplain area and consider solutions to address the issue.

In conclusion, Development Services staff has maintained a consistent process for handling TED projects over time based on Missoula Municipal Codes and the provisions in state law. However, given the increasing scale and potential impacts of TED projects currently being proposed coupled with arguments of some developer's legal counsels as to the legal foundation for some aspects of the City's processes and regulation around TEDs, it is necessary to clarify the review and approval procedures, the eligibility and submittal expectations and development regulations with an interim approach to regulations and a plan to consider a comprehensive review of the procedures to provide a solution.



Mike Haynes, Director of Development Services



Jim Nugent, City Attorney

Date Zoning Officer Opinion is approved

4/19/2019

To Whom It May Concern:

Thank you for giving me the opportunity to comment on the proposed TED regulations. I have used the TED regulations to develop several small townhome projects (5 or fewer units) in Missoula.

I understand the need for a traditional subdivision for very large projects, or where there is green field development involved. However, this ordinance is not limited to just green field development, or to large TED projects. It applies to all TED projects, and I am concerned the ordinance will have unintended and unforeseen consequences that will create barriers for small, in-fill TED projects.

For example, a small in-fill parcel that is properly zoned and served by existing public infrastructure could still be prohibited as a TED just because a portion of the property is in the floodway. Development of the floodway is not permitted anyway, and whether or not the project happens to be a TED project does not change this. Nevertheless, under this ordinance, all TED projects will be completely prohibited on any parcel including a river, creek, or floodplain within the City limits. Similarly, if any part of the property has a 25% slope, the TED option is not allowed, regardless of how the plan would affect, or not affect, the slope. Are these "blunt instrument" restrictions really what the City is trying to achieve with this ordinance?

As another example, TED projects would be prohibited on "any land that is already on an existing TED Parcel." It is unclear to me what this is supposed to address, but if the intent is to prohibit any amendments or changes to existing TED approvals, I would question the reason for this. The fact is, plans change, markets change, and developers quite often have varying visions for development. It seems to me very arbitrary to prohibit a TED project simply because there was a previous TED plan that was approved, but never built.

Again, I do not disagree with proposed ordinance as it relates to green field development and large projects. But this ordinance regulates all TED projects of any size or location, and I am concerned the ordinance is a disproportionate response to the problem it is intended to solve. I am concerned that it is jeopardizing the most effective tool that developers have to efficiently create small in-fill housing projects. I have given you a few examples of where this will be the case, but I worry there will be other unintended and unforeseen consequences for small, in-fill TED projects.

I know that the City's planning staff has put a tremendous amount of time and effort into this ordinance and on the whole I think it is probably a good approach to regulating green field development and large projects. However, I respectfully suggest that the new ordinance and all of its restrictions should be limited to TED projects of 10 or more units. Small in-fill projects of fewer than 10 units that are already served by public infrastructure should be exempt from these new restrictions.

Thank you for taking the time to consider my comments.

Reghan Brandt



DEVELOPMENT SERVICES

435 RYMAN | MISSOULA, MT 59802-4297 | 406.552.6630 | FAX 406.552.6053

EXECUTIVE SUMMARY

Agenda item:	Ordinance amending Title 20 City Zoning regulations related to Townhome Exemption Development (TED).
Report Date:	7/25/2019
Project Lead:	Ben Brewer, Planner III
Public Meetings & Hearings	
Planning Board (PB) hearing:	8/6/2019
Planning Board public hearing legal ad:	Published in the Missoulian on July 21 and 28, 2019
City Council public hearing	To be determined
Applicant:	This is a City Council initiated request.
Notification:	<ul style="list-style-type: none">• Sent agency and interested party memo (attached) via email to interested parties and City agencies for review• Posted on the city website• Published a legal ad in the Missoulian

RECOMMENDED MOTION

Recommend that the Missoula City Council approve an ordinance to amend Title 20 City Zoning chapter **20.05; 20.10; 20.15; 20.40; 20.45; 20.80; 20.100; 20.110**, related to Townhome Exemption Development (TED). See Attachment A – Proposed Ordinance Amendments (July 25, 2019).

I. PROPOSAL SUMMARY

At the request of the City Council, Development Services planning staff have drafted amendments to Title 20 City Zoning Ordinance to update Townhome Exemption Development (TED) and associated regulations. These proposed amendments are being developed during the time frame of an adopted Interim Ordinance to address TED projects that expires on Nov. 5, 2019, and new regulations are anticipated to be adopted by that time. The goal is to review current codes and develop a package of proposed amendments in order to accommodate orderly development while protecting the public health, safety and welfare of the community.

II. BACKGROUND

History of Townhome Exemptions in Missoula:

The townhome exemption from subdivision was originally created by the Montana State legislature to address the changes to financing for condominiums that occurred after the great recession. This financing tool broadened the type of projects that were considered exempt from subdivision from just condominiums to include townhomes and townhouses (Montana Code Annotated 76-3-203). The exemption allows for a streamlined review process for qualifying development projects located on legally created lots and zoned accordingly.

While other Montana communities struggled with how to interpret the state law and approached it with ways to limit it primarily to townhouse building types, Missoula accommodated and even encouraged TEDs as a legitimate and cost-

II. BACKGROUND

effective alternative to minor subdivisions. The primary goal that TED's help accommodate is infill development, especially for projects that establish new sites for additional dwelling units on a parcel that is not yet developed fully.

As TED projects grew in scale and complexity, they presented greater challenges. Largely this is due to them being exempt from subdivision regulations, which curtails the ability to require the types of public amenities that are typically associated with subdivisions and limits the kinds of submittal information, review, coordination, and conditions that are time-tested and responsive to concerns related to the community's public health, safety and general welfare. As an exemption from subdivision, the city is unable to require public right-of-way if needed and stands to lose valued transportation connections. There is also less ability to manage for impacts to the surrounding areas. Additionally, the TED exemption process is not equipped to adequately address the types of issues that arise from developing on hazardous and constrained lands. (The interim ordinance laying out some of these challenges can be viewed [here](#).)

More recently, the City adopted a comprehensive housing policy – *A Place to Call Home: Meeting Missoula's Housing Needs*. This policy document provides recommendations to address the city's affordability crisis, including for TED projects. It recognizes that TEDs present unique opportunities and challenges with an emphasis on ensuring that the benefits of flexibility and cost savings for smaller infill TED projects are not lost. The Housing Policy also acknowledges the need for regulatory controls on TEDs in order to address public health and safety issues and to minimize impacts on surrounding neighbors. It provides a recommendation to increase the allowed number of units for by-right approval for TEDs and the need for higher regulatory oversight on projects over a certain number of units (p.37). See the Housing Department Agency Comment in Attachment C for more information on how the following strategies and proposed amendments implement the Housing Policy recommendations.

The regulations in place before the Interim Ordinance was established already limited the TED process to residential development; permitted administrative review of smaller TED projects (varying by zoning district) and required a conditional use review process for larger TED projects. The larger TED projects included minimal development standards and required a percentage of land set aside or accounted for through a cash-in-lieu process for park areas. The conditional use review relied heavily on already established review criteria found in 20.85.070, and coordination with other city agency regulations to complete the review and potentially address outstanding issues.

Approach to ordinance amendments:

While the interim ordinance is in place, we re-examined what the role of TEDs should be for development in Missoula. State law grants municipalities the ability to define TEDs in their local zoning laws. This is an opportunity to comprehensively guide this development tool and regulate TEDs so that they are used in a way that meets city goals and also addresses the challenges that TED projects present.

Early in this process, a TED Leadership Team was formed to help define how TEDs help to further city policy. The following intent statement was developed to guide the process:

The Townhome Exemption Development Option is intended to encourage residential infill development that contributes to compact and walkable neighborhoods; makes efficient use of existing City infrastructure; and addresses housing affordability by generating new housing stock in a timely manner.

The TED Option is not intended for new greenfield development if it is in an area that is lacking in existing infrastructure; or for sites that would jeopardize the City's ability to manage development in an orderly manner or protect and promote the general health, safety and welfare of the community.

II. BACKGROUND

The strategy for recalibrating how to better align the TED ordinance with city goals is based on the intent statement above. The following are primary components of the selected strategy:

- TED is limited to residential development that includes either detached home or townhouse building types.

Explanation:

This strategy is how the regulations are currently applied and therefore is not a change to content. State law is ambiguous on the use or building type that 'Townhome' ownership units may be used for, but allows local zoning to provide specifics. Since the Townhome Exemption has become law, the City of Missoula has seen a wide variety of applications. Based on the Leadership intent statement, development for fee-simple residential units remain the City's primary focus for TED development in order to respond to the current housing affordability issue. TED is not a silver bullet for all situations all the time, but is meant here to be an important tool for supplying new homes and townhouses on the market in a timely manner.

- TED is permitted only in current Title 20 zoning districts (not in special districts or PUDs).

Explanation:

TEDs and the TED process are defined and contained within Title 20. The various Special Districts and PUDs that were established under Title 19 and still refer to Title 19 are not equipped to adequately process TED projects and still provide for health, safety and welfare.

- Limit TEDs to 10 dwelling units in single dwelling and some two-dwelling unit district (RT10 and RT5.4), and 20 dwelling units in R3, RT2.7, and all multi-dwelling and commercial districts.

Explanation:

Currently, the number of units allowed in a permitted TED (not requiring a conditional use approval) is 5 in single dwelling and two-dwelling unit districts and 9 in multi-dwelling and commercial districts.

Implementing a size cap is one of the key strategy components for the proposed ordinance. The general idea of implementing a cap on the number of units is to ensure that use of the TED option is limited to developments that are not too complex and that are brought on line in a timely manner. Based on the housing policy, and input from the Housing Department, a key consideration was the importance of TED as a means of reducing barriers to new supply of affordable homes. While TED projects do not necessarily lead to homes in the range of affordability identified in the housing policy, they can be a useful tool for addressing the shortage of housing stock across all price points by providing a streamlined review process that accommodates new construction and comes online quickly. If larger projects were allowed through TED at a certain point not only would the city's ability to maintain the review process as a stream-lined approach be challenged, so would the likelihood that new construction will actually occur in a timely manner.

With the above considerations in mind, the proposed cap on number of residential units in a TED project is derived for the following reasons:

Based on Institute of Trip Engineers (ITE) formulas, a development of 20 single family homes would be the point where 200 daily workday trips would be generated by a residential development and a traffic study may be needed. This threshold is already contained in Title 20 (20.60.140), and is derived from City Subdivision Regulations. The point that a traffic study is required is one indicator that a project is of a scale that could call for off-site improvements or be large enough that road grid connectivity or public right-of-way acquisition, as well as the potential for other impacts, becomes more likely.

II. BACKGROUND

We have also been looking over the existing TED projects to get a sense of what has actually been done and what to anticipate in the future. At the time of writing, there are 60 residential TED declarations on file in the City since 2012. Fifty of those (84%) are for 10 or less dwelling units, and 10 (16%) are larger than that. For TED projects of 10 or less units, the average size is 4 units, and there are just a few that are between 6-10 units. For larger TED projects (over 10 units), there are only 3 that are between 10 and 30 units, and the remaining 7 projects are between 30-60 units.

We have taken a balanced approach in limiting the scale of development, given that the TED option is an exemption to a subdivision process. Through subdivision, projects with more than 5 units are required to meet additional levels of review and public participation that are not required through TED. At the same time, we recognize that there are situations where a subdivision can be unduly onerous and review through TED may be appropriate.

Lastly, a split in the size cap based on zoning district should be maintained because of the implications for the actual area that can be developed. Most single dwelling districts have a lower density, so a development of 10 units may require more actual area than an even larger development in a higher density district. For example, a 10 unit development in R5.4 would require 1.2 acres (roughly half a city block), while a 20 unit development in RM2.7 would require the same area.

- Developments over the new cap on number of dwelling units would be prohibited as a TED. We would no longer use the conditional use process for TEDs of any size. Larger developments would need to go through some form of subdivision process (either minor and then TEDs on those lots, or a single major subdivision).

Explanation:

Eliminating the conditional use process will help to provide predictability and certainty to development that uses the TED option. See above for explanation of a size cap.

- Development of any size on sites that have significant constraints or hazardous lands issues would be prohibited from TED. Significant constraints include floodplain and steep slopes.

Explanation:

The TED exemption process is not sufficient to adequately address significant types of issues that arise from developing on hazardous and constrained lands. Some potential hazards and constraints will be addressed by adding provisions to the zoning code to enable requesting additional information for constrained sites as needed. However, there are some situations where constraints should be reviewed through the subdivision process, which is already set up to account for the appropriate level of submittal information, review, and possible mitigation of impacts. In these cases, redirecting development to the subdivision process allows for actual division of land to contain constrained areas on their own parcels, ensuring that those areas remain undisturbed and zoned accordingly.

- Development that jeopardizes acquiring public roadways that are crucial to connectivity would be prohibited from TED (at the discretion of the Development Services Director in consultation with the City Engineer).

Explanation:

There are some situations where, in order to best provide for orderly development and protect for the general health, safety and welfare of the community, development should include the creation of new public right-of-way, and should be directed to the subdivision process. Even though the size cap will ensure that most new large developments necessarily go through some extent of subdivision review, this is meant to address the rare case of a TED project that is proposed in an area where it is vital that public roads be included in the project, based on City plans, provision of emergency services, or allowing for needed public connections.

II. BACKGROUND

- TED projects are expected to be developed in a condensed time frame with infrastructure installed and initial building permits pulled within 2-3 years. No phasing is permitted within TEDs.

Explanation:

As established in the leadership statement, one of the primary benefits that the TED option offers for meeting City goals is that it offers a streamlined review process that can enable new housing to be brought into the housing supply pool in a timely manner. Also, with the expectation that development happen in a timely manner, there is less likelihood for regulation (state, local or federal) to change between the time of approval and actual construction.

- New subdivisions would not be subject to minimum parcel size by zoning (but would still be held to maximum density.)

Explanation:

This change to the general Title 20 zoning was included in the interim ordinance and is intended for this general ordinance. It is meant to make subdivision and TED an equally appealing development option. Essentially, in TED projects, since TED Ownership Units are not recognized as lots, the minimum parcel size requirement in zoning has not applied, and so TED projects are generally able to develop to the maximum that zoning allows more easily than in subdivisions where individual lot size must be of a certain minimum size. By removing the zoning standard for minimum parcel size, this will remove that barrier and enable development to reach maximum density potential for new subdivisions.

Section of code affected:

Based on the afore mentioned strategy components, the proposal calls for modifications to the following sections in Title 20:

- **20.05.040.D: Residential Districts: Townhome Exemption Development Option**
- **20.05.050.B: Residential Districts: Basic Parcel and Building Standards**
- **20.05.060/20.10.050/20.15.060: Residential/Commercial/Industrial Districts: Other Regulations**
- **20.40.180: Use and Building Specific Standards: Townhome Exemption Development (TED)**
- **20.45.060: Accessory Uses and Structures: Accessory Dwelling Units**
- **20.80.020: Nonconformities: Nonconforming Lots**
- **20.100: Terminology**
- **20.110.010: Measurements and Exceptions: Parcel Area**
- **20.110.050.F Measurements and Exceptions (New Section): Setbacks and Separation of Residential Buildings on TED Parcels**

For full draft language, see Attachment A

Concurrent Updates:

There are elements of TED projects that should be addressed in other regulations in order to best meet the City's intent for the townhome exemption. The following list describes other adjustments that will help to better accommodate TED projects overall:

- **Update/Modify Title 12 Standards for streets, roads, alleys and driveways**

Explanation:

As TED projects have increased in scale, it has been a constant challenge to properly review the design of interior streets and alleyways. Typically, if development was under subdivision, it would be reviewed to street design standards in the existing subdivision regulations. But since TED projects are exempt from subdivision review, there is less clarity for requirements regarding roads and access. This is especially the case since TED projects are often infill projects where efficient use of space matters greatly. In the interest of providing clarity and coordination with the modifications to TED zoning standards, Title 12 engineering code will be modified to address TED projects and align with these zoning amendments.

II. BACKGROUND

- **County Clerk's Office to implement an electronic, cloud-based system for filing documents, including TED Declarations**

Explanation:

The process for finalizing a TED project is by filing a Declaration with the County Clerk and Recorder's office, similar to establishing covenants for a subdivision or creating a condo association. The city's involvement technically ends once it releases the 'zoning letter' stating that the project has been reviewed by the City and is in compliance with zoning. At this point, the city and the Clerk's office coordinate with each other so that the City has an additional opportunity to review the Declaration that is submitted to the Clerk to verify that it matches with what was approved. This process has been necessary to ensure that TED projects have not been altered at the last minute, but also adds additional time onto the Declaration process. However, the County is currently in the process of implementing new electronic submittal capabilities that will allow an applicant to submit a document and for it to be viewed electronically by multiple parties, including Development Services, which would reduce the need for the circular reviewing process set up now. It is anticipated that the new process at the Clerk's office will be up and running close to when this proposed ordinance would go into effect.

Further Recommendations:

It is clear that the interest in development through the Townhome Exemption is bolstered by an aversion to the existing subdivision regulations. As this project has moved forward, there are issues that have been identified for how development occurs in Missoula that may not relate to, or be able to be addressed through, TED zoning regulations but are important for the City and the Missoula community to further consider even after these amendments are adopted. Many of these issues are also reiterated in the Missoula Housing Policy: *A Place to Call Home – Meeting Missoula's Housing Needs*. The following is a list of recommendations to be considered in the future:

- **Develop an Urban Subdivision Working Group**
- **Update City Subdivision Regulations**
- **Modify/update setbacks in residential zoning districts**
- **Explore ways to further accommodate/incentivize live/work unit development**
- **Update/modify City Floodplain Regulations**
- **Update/modify Storm Water Specifications and Design Standards (as part of a new Public Works Manual)**
- **Explore subsidization of open space in-lieu of fees for projects that meet affordability targets in areas that are sufficiently served by existing parkland**

III. AGENCY AND PUBLIC COMMENT

On July 12, 2019, Development Services requested agency and interested party review and comment on the proposed amendments, see Attachment B – Agency Memo. As of July 25th, 2019, no public comments were received, and three agency comments were submitted (see Attachment C – Agency and Public Comment). All agency comments received were in support of the ordinance. Also on July 12th, 2019, intra-agency comments were requested and as of July 25th, 2019, several comments were submitted. The current draft has implemented some suggested changes related to submitted comments, as well as to clarify initially proposed language.

IV. REVIEW CRITERIA

1. Whether the proposed zoning amendment is consistent with §76-2-304(2) MCA.

MCA 76-2-304(2) requires that governing bodies, in adopting zoning regulations, must be made in accordance with a growth policy and be designed to secure safety from fire and other danger, promote public health, safety, and general welfare and facilitate the adequate provision of transportation, water, sewerage, and schools, parks and other public requirements. In addition, the governing body shall consider the reasonable provision of adequate light and air; the effect on motorized and non-motorized transportation systems; the promotion of compatible urban growth, the character of the district and its peculiar suitability for particular uses, and conserving the value of buildings and encouraging the most appropriate use of land throughout the jurisdictional area.

The proposed regulation revisions are in accordance with the 2015 Our Missoula Growth Policy (Growth Policy.) The Growth Policy generally recognizes the need for development to locate in areas close to existing service systems and discourages development which does not have the infrastructure necessary to support it. A housing goal of the Growth Policy is to encourage the close connection between development patterns, community infrastructure and the environment as well as the importance of a healthy environment to our sense of social, economic, and physical well-being. From multiple perspectives, the Growth Policy stresses the importance of supporting innovative, orderly and well-connected development in areas that will not impact the natural resources and that will efficiently relate to our existing physical and social infrastructure. An action summary from the Growth Policy states that we should “support quality, compact, and connected urban development in areas with the necessary existing infrastructure and with consideration of the existing context.” The proposed new intent statements summarize that need.

The proposed cap is intended to help focus the TED option as an infill tool and supports the general understanding that projects of this size or less tend to create fewer impacts within the existing infrastructure system and character of the district. Other new TED regulations prohibiting the use of TED if significant hazards or resource constraints are present will ensure that the public health, safety and general welfare of the area is addressed.

The strategy to establish a cap for the number of dwelling units proposed also helps to secure the safety from fire and other danger and addresses the need for compatible urban growth that is suitable for a particular area because it ensures that the scale of the TED projects will remain small, with limited need for public through-access. Motorized and non-motorized connectivity and facilitating adequate provision of transportation are addressed through the ability to require additional infrastructure as needed, while the cap on the number of units is consistent with the point at which a traffic study may be required to evaluate potential traffic impacts. Additionally, all development subject to zoning must comply with all other applicable city, state and federal regulations (Title 20.01.060.B) so fire safety, emergency services, water, sewer and other public facilities are taken into consideration.

In situations where development is proposed for a greater number of dwelling units, or significant constraints are present, or public right-of-way and connectivity is necessary, the applicant has the ability to pursue a subdivision proposal for the appropriate level of review in those areas. This distinction helps to encourage the appropriate use of land throughout the jurisdiction.

This development option leaves the base density of a parcel unchanged and the external setback expectations along the TED parcel are considerate of the transition to surrounding areas. In that way, a TED project is responsive to adequate light and air for the community, the character of the district, and supports compatible urban growth.

The growth policy and housing policy include action items that address the need for affordable housing including the recommendation to consider zoning tools such as reduced minimum lot size. The proposed regulations provide relief from the minimum parcel size for new subdivisions while not changing the maximum density allowed by zoning. This will enable greater flexibility for subdivision design and potentially provide an alternative to TED. Incorporating the flexibility of parcel size helps to encourage the most appropriate use of land.

IV. REVIEW CRITERIA

2. Whether the proposed zoning amendment corrects an error or inconsistency in the zoning ordinance or meets the challenge of a changing condition.

The proposed zoning amendments address the challenge of a changing condition given the increasing complexity and size of TED project proposals. The previous process for reviewing larger TED projects through the conditional use review relied heavily on the established conditional use review criteria that are more appropriate for single building, non-residential uses. The review process for larger TEDs also relied on the ability of other agencies to review the project and place conditions/requirements depending on those agencies regulations. Since many of the other city agencies establish review conditions at the time of a zoning compliance permit or a building permit, the need to require necessary information, evaluate a project, and place conditions at an earlier stage in project development (the conditional use site plan review) has been impeded.

Due to the changing conditions of larger TED projects, the limitations of review through conditional use, and the recognition that subdivision regulations are already in place to address many of the types of concerns that may arise from larger TED projects, we recommend a cap on the number of units that a TED project can include. Should a development consider planning for more units then the cap, they will have the option to pursue the project as a minor subdivision first to establish the viable future TED parcels or to pursue a major subdivision.

One final response to addressing the challenge of a changing condition is to recognize the value of the streamlined process of the TED option for needed housing supply. The process should result in a predictable review for sites that are generally unconstrained and require minimal internal infrastructure. The regulations also clarify that TED projects are required to install infrastructure in a timely manner and construction of dwelling units will occur within a limited timeframe with less likelihood for regulations (federal, state or local) to change over the course of development. The ability to place dwelling units on the ground in a timely manner would be undermined should projects become larger, with more complex site constraints. For that reason, the regulations also include the cap on dwelling units.

3. Whether the proposed zoning ordinance amendments are in the best interests of the city as a whole.

The proposed zoning ordinance amendments address a community concern by providing zoning regulations to update the TED regulations. The recommended amendments establish a balance between the need for new residential development occurring in a timely manner; the need to appropriately evaluate and possibly even limit development on significant hazardous or constrained lands; the need to establish the appropriate amount of information to conduct a thorough evaluation of a proposal; and the need to ensure that public connectivity and orderly development is occurring. These amendments are in the best interests of the city as a whole because they consider the public health, safety and general welfare of the community when determining the appropriate scale of TED projects.

V. ATTACHMENTS:

- | |
|--|
| A. Proposed ordinance amendments (July 25, 2019) |
| B. Agency memo and draft ordinance (July 12, 2019) |
| C. Agency and Public comment document |



**Missoula Building
Industry Association**

1840 South Ave. West
Missoula, MT 59801
Phone: (406) 543-4423
Fax: (406) 721-5076

email: mbia@buildmissoula.com
www.buildmissoula.com

August 6, 2019

Missoula City County Planning Board Members
Sent Via Email: BrewerB@ci.missoula.mt.us

RE: Missoula Building Industry Association Government Affairs Committee
Proposed Amendments Related to Townhome Exemption Development (TED)

Dear Planning Board Members:

The Missoula Building Industry Association (MBIA) Government Affairs Committee appreciates the opportunity to provide comments regarding the proposed amendments related to Townhome Exemption Development (TED). The MBIA is a strong proponent of TED projects as they provide an important mechanism for permitting development projects.

The TED review process is a viable alternative to requiring lengthy, cumbersome and expensive subdivision review. The result of the current TED review requirements has been high-quality developments that have been processed and permitted quicker than would be possible for subdivision projects. The MBIA is unaware of any single TED project that has created undesirable living situations and/or unwise growth. Across the board, TED projects have provided an overwhelming net benefit to our community.

Reducing the usability of the current TED rules in an attempt to require subdivision review more frequently is a bad idea for our community. Subdivision projects are rare in Missoula. The main reason that they are seldomly pursued relates to the cost and associated review processes that they trigger. The state statutes that guide subdivision require no less than 30 elemental items be submitted for the smallest of subdivision projects. Requiring significant amounts of partially or wholly irrelevant information amplifies the reviewer's and the applicant's responsibilities and time commitments for completing a subdivision review. This adds undue cost to both the city and the developer. The TED review process allows for a detailed review while limiting resources needed to complete the review because the project review scope can be focused on the important review elements.

TED projects are ideal for locations with sophisticated zoning ordinances in place. The City of Missoula is greatly positioned with its updated Title 20 Zoning Ordinance. Title 20 has been updated on a regular basis which makes it a great compliment to TED review. On the other hand, Missoula's Subdivision regulations have not been updated since 2010. These have not been updated largely due to the lack of subdivision projects. Guiding



additional development projects toward the outdated subdivision review requirements will undoubtedly further delay development projects that are needed for our community.

Planning professionals from across the state have been having ongoing conversations on how to best update and fix the state subdivision rules. It is generally agreed upon that the current subdivision rules do not result in a review process that is suitable for its purpose. It would be unwise to shift Missoula's development projects back towards this outdated process. Missoula should continue to be a leader when it comes to being creative with policy. The MBIA strongly urges the City Council to find new opportunities within the framework of the TED rules that will continue to help our local economy, that will support efforts to expand workforce housing, and that add to our amazing community.

Here is a list of the MBIA's comments specific to the proposed amendments:

- Non-Residential TEDs are not Permitted
 - *State Law permits and encourages commercial and industry TEDs. Missoula should embrace this tool to strengthen local economy by permitting all possible TED project types.*
- Removing Conditional Use Permitting (CUP) Review Process
 - *We support the proposed amendment that will permit administrative review for all TEDs. This will make the review process as expedited and consistent as possible.*
- TED Projects are Limited to 20 Units
 - *Missoula needs large projects to bolster our housing supply. Approving new housing units of all price ranges will help maintain and/or lower current housing prices.*
- TEDs are not Permitted on Properties with Floodplain Designations
 - *Existing floodplain requirements adequately address all applicable floodplain considerations for developments. There is no need to disallow TEDs on properties with areas of floodplains.*
- TEDs are not Permitted on Properties with Instances of 25% Slope
 - *Existing slope requirements adequately address all applicable slope considerations for developments. There is no need to disallow TEDs on properties with areas of 25% slope.*
- TEDs are not Permitted on Existing TED Units
 - *Subsequent TED projects should be permitted on units created through the TED review process. Any new TED project will be subject to the TED rules. There is no need to permanently restrict future TEDs from occurring on projects with existing TED approvals.*

- TED Projects Under 10 Units are not Required to Provide Parkland Dedication
 - *This is a positive amendment. It will reduce project costs, which promotes affordable and workforce housing.*
- Phasing is not Permitted
 - *Phasing should be allowed to provide for the systematic development of the site. Phasing permits a developer to have some flexibility with how they approach the development of their project, while at the same time ensuring that a site is completely developed.*
- ZCP is Valid for Two Years
 - *A 3-4 year approval will better provide adequate time for projects to be constructed completely in accordance with the City's requirements.*
- ZCP can be Extended for One Additional Year
 - *Unlimited extensions should be permitted. At the very least a project should have at minimum of six years to be completed. This could come in the form of a 3-4 year initial ZCP and a 3-4 year extension.*
- New Subdivision Projects must Contemplate TED Projects
 - *This restriction is unnecessary. Most TED projects are occurring on previously subdivided lots. A newly approved subdivision lot will have gone through a far more detailed review process than all other subdivision projects. New subdivision lots should not be penalized.*
- ADUs not Permitted on TED Units
 - *ADUs provide an opportunity for infill housing. Let's find a way to permit ADUs on TED units.*

Thank you for your consideration.

Sincerely,
MBIA Government Affairs Committee



Paul Forsting, Committee Chairman

August 6, 2019

Dear Planning Board Members,

On behalf of the 700+ members of the Missoula Organization of REALTORS® we ask that you do not recommend adoption of the proposed amendments to the Townhome Exemption Development (TED) regulations. We disagree with the premise that current TED regulations have limited the City's "ability to adequately accommodate orderly development while protecting the public health, safety and welfare of the community". We are unaware of any approved TED projects that have jeopardized orderly development or public health, safety and welfare of the community.

MOR has been at the forefront of communicating the increasing challenges to Missoula's housing affordability with our 2018 Making Missoula Home study and the annual housing reports. Our information demonstrates an increasing demand for, and a decreasing supply of, homes in our market. At a time when policy makers should be working to promote increased residential development, these proposed rules will significantly limit an effective development tool, further exacerbating affordability problems.

TEDs have provided builders with the opportunity to lower development cost, reduce length of reviews and increase the supply of residential housing. Since the 2011 enactment of TED legislation, 461 residential units have been created by TEDs while at the same time only 55 units were created through subdivision. TED project larger than 10 units have also been key to significantly adding to the housing supply, representing 61% or 281 units created. Forcing projects over 10 units into the subdivision process will increase time, cost and have an immediate adverse impact to housing development.

If the city believes that it needs to further direct TED development, we would encourage them to utilize the zoning ordinances rather than subdivision as the avenue to better refine the approach. We should be looking for ways to increase housing stocks thereby reducing pressure on home prices created by the housing shortage in Missoula. After consideration of the significant negative impact to development of housing in Missoula we would ask that the board oppose recommending the adoption of these regulations.

Sincerely,



Dwight Easton
Public Affairs Director
Missoula Organization of REALTORS®

EXECUTIVE SUMMARY

Growth Policy Amendment and Rezoning Staff Report and Referral

CASE PLANNER: Jenny Baker, Planner III

**REVIEWED AND
APPROVED BY:** Mary McCrea
Planning Supervisor

**PUBLIC MEETINGS
AND HEARINGS:** City Council (CC) 1st reading: August 19, 2019
Land Use and Planning (LUP): August 21, 2019
Planning Board (PB) hearing: September 3, 2019
City Council hearing: September 16, 2019

AGENDA ITEM: Amend the growth policy land use designation from Residential Medium to Neighborhood Mixed Use and rezone from Hellgate Special District to B2-1 Community Business on 57.5 acres of land north of Mullan Road, east of Flynn Lane, and west of Hellgate Meadow

APPLICANT: Resource Research Ltd
5612 Mohawk Dr
Spokane, WA 99206

FEE OWNERS: HEH LLC and Flynn Family Limited Partnership
c/o Hoyt Homes c/o Maryfrancis McKinley
P.O. Box 2727 4110 E 6th Avenue Parkway
Missoula, MT 59808 Denver, CO 80220

REPRESENTATIVE: Jeff Smith, P.E. LEED AP
WGM Group
1111 W Broadway
Missoula, MT 59802

LOCATION OF REQUEST:	The subject property is three parcels located north of Mullan Road, east of Flynn Lane, and west of Hellgate Meadows
-----------------------------	--

LEGAL DESCRIPTION: Parcel 1: Tract 2 of COS 4490; and Parcel 2 and 3, portion of Tract 2 of COS 5023 less and excepting Hellgate Meadows Subdivision, all in Section 18, Township 13 North, Range 19 West, P.M.M.

LEGAL AD: The legal ad was published in the *Missoulian* on August 18 and 25, 2019. The site was posted on August 9, 2019. Adjacent property owners within 150 feet of the site were notified by first class mail on August 6, 2019.

ZONING: Hellgate Special District Neighborhood General, Neighborhood Edge, Neighborhood Center, and Commons Village Green

GROWTH POLICY: The applicable regional plan is *Our Missoula: City Growth Policy 2035*, which recommends a land use designation of “Residential Medium,” with a density of 8 to 11 dwelling units per acre.

Surrounding Land Uses	Surrounding Zoning
North: Residential	RT10 (City)
South: Residential	C-RR1 (County)
East: Residential	Hellgate Special District (City) and B2-2 (City)
West: Residential	C-RR1 (County) and C-RR3 (County)

RECOMMENDATIONS

CC first

**Reading:
8/19/19**

[Resolution] Set a public hearing on September 16th, 2019 and adopt a resolution of intent to amend the 2035 Our Missoula City Growth Policy land use designation from Residential Medium to Neighborhood Mixed Use on 57.5 acres of land north of Mullan Road, east of Flynn Lane, and west of Hellgate Meadows, as shown in Exhibit A, based on the findings of fact in the staff report, and refer this item to the Land Use and Planning Committee for presentation on August 21, 2019.

[First reading and preliminary adoption] Set a public hearing on September 16, 2019 and preliminarily adopt an ordinance to rezone 57.5 acres of land north of Mullan Road, east of Flynn Lane, and west of Hellgate Meadows, as shown in Exhibit A, from Hellgate Special Zoning District to B2-1 Community Business and refer this item to the Land Use and Planning Committee for presentation on August 21, 2019.

**LUP:
8/21/19**

[Resolution] Action: Adopt a Resolution of Intent to amend the 2035 Our Missoula City Growth Policy land use designation from Residential Medium to Neighborhood Mixed Use on 57.5 acres of land north of Mullan Road, east of Flynn Lane, and west of Hellgate Meadows, as shown in Exhibit A, based on the findings of fact in the staff report.

[Ordinance] Discussion – pre-public hearing information item on an ordinance to rezone 57.5 acres of land north of Mullan Road, east of Flynn Lane, and west of Hellgate Meadows, as shown in Exhibit A, from Hellgate Special Zoning District to B2-1 Community Business.

**PB p/h:
9/3/19**

Recommend City Council adopt a resolution to amend the 2035 Our Missoula City Growth Policy land use designation from Residential Medium to Neighborhood Mixed Use on 57.5 acres of land north of Mullan Road, east of Flynn Lane, and west of Hellgate Meadows, as shown in Exhibit A, based on the findings of fact in the staff report.

Recommend City Council adopt an ordinance to rezone 57.5 acres of land north of Mullan Road, east of Flynn Lane, and west of Hellgate Meadows, as shown in Exhibit A, from Hellgate Special Zoning District to B2-1 Community Business, based on the findings of fact in the staff report.

**CC p/h:
9/16/19**

Adopt a resolution to amend the 2035 Our Missoula City Growth Policy land use designation from Residential Medium to Neighborhood Mixed Use on 57.5 acres of land north of Mullan Road, east of Flynn Lane, and west of Hellgate Meadows, as shown in Exhibit A, based on the findings of fact in the staff report.

[Second and final reading] (Adopt/Deny) an ordinance to rezone 57.5 acres of land north of Mullan Road, east of Flynn Lane, and west of Hellgate Meadows, as shown in Exhibit A, from Hellgate Special Zoning District to B2-1 Community Business, based on the findings of fact in the staff report.

MISSOULA CONSOLIDATED PLANNING BOARD

**Amend the 2035 Our Missoula City Growth Policy Land Use Designation for 57.5 acres of land as shown in Exhibit A from Residential Medium to Neighborhood Mixed Use;
Rezone the same from Hellgate Special Zoning District to B2-1 Community Business
September 3, 2019**

Agenda Item # 6A

I. INTRODUCTION

Development Services has received a request from WGM Group on behalf of HEH LLC and Resource Research Ltd to amend the growth policy in order to facilitate a rezone to B2-1 Community Business on 57.5 acres of land north of Mullan Road, east of Flynn Lane, and west of Hellgate Meadows Subdivision.

The purpose of the growth policy amendment and rezone is to increase the permissible density and building types for residential development in the area, while also allowing the possibility to intersperse some limited commercial development as well.

A growth policy amendment to Neighborhood Mixed Use changes the relatable zoning districts to B1-1 Neighborhood Business, B2-1 Community Business, B2-2 Community Business, and M1R-2 Limited Industrial-Residential.

The rezone to B2-1 will eliminate the Hellgate Special District on the subject property, along with some split-zoning on the subject property. The Hellgate Special District includes six (6) sub-districts with varying standards. The subject property includes the following four sub-districts: Neighborhood Center, Neighborhood General, Neighborhood Edge and Commons – Village Green. The Neighborhood Center sub-district permits detached and attached single dwelling, multi-dwelling and limited commercial uses. The Neighborhood General sub-district permits detached and attached single dwellings on small to medium sized lots with a limited amount of multi-dwelling. The Neighborhood Edge sub-district permits detached single dwelling residential on large lots. The Commons – Village Green permits parks, common areas and open space.

The rezone to B2-1 Community Business allows more diverse building types, from detached dwellings to multi-dwelling buildings, and greater density. It also permits a greater variety of neighborhood-serving commercial uses, including offices, restaurants and retail.

The rezoning is contingent upon City Council approval of the Growth Policy amendment, since zoning must comply with the Growth Policy as required by state law.

Staff has reviewed the applicant's submittal packet and bases the recommendation of approval for the Growth Policy Amendment and Rezone on the following findings of fact:

II. GROWTH POLICY AMENDMENT REVIEW CRITERIA

Findings of Fact:

General

1. The subject property is comprised of three parcels, totaling 57.5 acres, with no addresses assigned. The subject property parcels are currently vacant.
2. The parcels, shown in Exhibit A, are bounded by Mullan Road to the south, Flynn Lane to the west, the Pleasant View Homes Subdivision to the north, and 4100 Mullan Condominiums and Hellgate Meadows Subdivision to the east.

3. The surrounding area includes residential development, primarily single detached dwellings, as well as one multi-dwelling development in the 4100 Mullan Condo complex. There is also a construction and paving company to the southwest across Mullan Road.
4. The subject property is inside the Urban Growth Area, the Wastewater Facilities Service Area, the Air Stagnation Zone, and can be served by City water and sewer when development occurs.
5. The subject property is located within an established service area for Missoula hospitals and the City Fire and Police Departments.

III. **TARGETED AMENDMENT CRITERIA**

6. The Our Missoula: City Growth Policy 2035 currently recommends a land use designation of Residential Medium for the subject properties. This designation is for residential building types ranging in density from 3 dwelling units per acre to 11 dwelling units per acre. It is intended to fit with many already established residential neighborhoods and acknowledge the single dwelling residential building type as the primary use with the potential for accessory dwellings as well.
7. Zoning districts which correspond to this land use designation are: RT10, R8, R5.4, and RT5.4. The R8 and R5.4 zoning districts permit only detached single dwellings, while RT10 and RT5.4 also permit two-unit or townhouse buildings. Commercial uses are prohibited in these districts.
8. The applicant requests to amend the Growth Policy land use designation on the subject properties to Neighborhood Mixed Use. This designation allows a mix of neighborhood-serving commercial uses and high residential density.
9. Zoning districts which correspond to this land use designation are: B1-1, B2-1, B2-2, M1R-2. These zoning districts permit a greater diversity of building types for residential buildings, as well as a wider variety of commercial uses, including small retail, restaurants and offices. The M1R-2 also permits limited industrial uses.
10. The *Housing* section of the City Growth Policy outlines a goal to “meet the needs of a growing and diverse population in regard to age, income, physical abilities and household size by having a sufficient supply of housing and developing a variety of housing types.” The requested amendment supports that goal by allowing a greater diversity of housing types, which in turn can serve varying household sizes and a more diverse range of incomes.
11. The *Community Design* section of the City Growth Policy outlines a goal to “strive for a more compact development pattern.” The requested amendment supports this goal in two ways. First, allowing smaller lot sizes creates more compact development and fosters more efficient land use. Second, by allowing intermixed residential and commercial uses, sprawl is reduced by not physically segregating land uses into different locations, which also permits more compact development and more efficient land use.
12. The *Economic Health* section of the City Growth Policy outlines a goal to “support and provide resources for business retention, expansion, and relocations to the Missoula area.” The requested amendment supports this goal by expanding the amount of land available for commercial development, creating this availability in an area that already has significant residential development.
13. In explaining the reasons for considering a Growth Policy amendment, the City Growth Policy cites “the plan lacks significant guidance or relevant policy statements to meet emerging public needs.” One emerging public need is creation of more housing, and the amendment supports meeting that need by permitting more density and greater diversity of permitted housing types.

14. In explaining the reasons for considering a Growth Policy amendment, the City Growth Policy cites where “goals and objectives or land use recommendations do not support or accommodate development proposals.” The current land use designation does not support the landowners’ development proposals, which offer greater public benefit in terms of more density, a mix of housing types, and immediate proximity to commercial enterprises, than development under the current land use recommendation would allow.
15. In explaining the reasons for considering a Growth Policy amendment, the City Growth Policy cites “changing conditions or new information result[ing] in the need to establish more relevant policies and implementation tools.” The changing conditions and new information are related to the provision of housing, the need for which is strongly emphasized in the recent report from the Office of Housing & Community Development. This change allows the provision of more housing than would be permitted under the current land use designation.

Growth Policy Amendment Conclusions of Law:

1. Whether there is a public need for the change;

1. The growth policy amendment facilitates the provision of more housing and more diverse building types, for which there is a public need.

2. Whether the change proposed is the best means for meeting that need;

1. This growth policy amendment and subsequent rezoning of these parcels is the only means to allow more dense development on this site.

3. Whether there is a public benefit that will result from the change;

1. The growth policy amendment promotes greater density and a mix of housing types, which can benefit the public by lowering the cost of development through more efficient land use.
2. The growth policy amendment supports compact development and mixed-use developments to reduce costly expansion of infrastructure.
3. The growth policy amendment facilitates expansion of businesses in a location that currently has very limited commercial potential. Closer proximity to commercial activity may allow residents to rely less on car trips to meet their daily needs.

IV. REZONING REVIEW CRITERIA

Growth Policy

1. The rezoning is contingent upon City Council approval of the Growth Policy amendment, since zoning must comply with the Growth Policy as required by state law.
2. Upon City Council approval of the Growth Policy Amendment, the land use designation for the subject properties requesting rezoning is Neighborhood Mixed Use, per the applicable regional plan, *Our Missoula: City Growth Policy 2035*.
3. Areas designated Neighborhood Mixed Use contain a mix of neighborhood-serving commercial uses and high residential density.
4. The requested zoning of B2-1 Community Business is one of the zoning districts that the Growth Policy recommends for lands with the land use designation of Neighborhood Mixed Use. The B2-1 zoning district allows neighborhood-serving commercial uses, including small retail, restaurants and offices, and all residential building types from single detached dwellings to multi-dwelling buildings.
5. For single purpose residential development, the requested zoning of B2-1 Community Business requires a minimum parcel size of 3,000 square feet, and a minimum parcel area per

dwelling unit of 1,000 square feet. Thus, the permitted density is forty-three (43) dwelling units per acre, which aligns with the Growth Policy's recommended density for areas designated Neighborhood Mixed Use.

6. The City Growth Policy promotes mixed-use, increased density, and enhanced connectivity while limiting sprawl and promoting efficient use of infrastructure. This rezone facilitates those objectives.
7. The *Economic Health* section of the City Growth Policy encourages compact development and mixed-use developments to reduce costly expansion of infrastructure.
8. The *Housing* section of the City Growth Policy outlines a goal to "meet the needs of a growing and diverse population in regard to age, income, physical abilities and household size by having a sufficient supply of housing and developing a variety of housing types." The requested rezone supports that goal by allowing a greater diversity of housing types, which in turn can serve varying household sizes and a more diverse range of incomes.

Zoning

9. The current zoning on the subject parcels, Hellgate Special District, includes six (6) sub-districts with varying standards. The subject property includes the following four sub-districts: Neighborhood Center, Neighborhood General, Neighborhood Edge and Commons – Village Green. The Neighborhood Center sub-district permits detached and attached single dwelling, multi-dwelling and limited commercial uses. The Neighborhood General sub-district permits detached and attached single dwellings on small to medium sized lots with a limited amount of multi-dwelling. The Neighborhood Edge sub-district permits detached single dwelling residential on large lots. The Commons – Village Green permits parks, common areas and open space.
10. All of the Hellgate Special District zoning designations are primarily residential, and allow varying lot sizes, from 2,200 square feet for rowhouses, up to 10,000 square feet for homestead parcels. Density within the district presumed a subdivision of the land creating lots meeting the percentages allowed in each sub-district.
11. The Neighborhood General sub-district portion of the subject property could be developed at a density between 9 and 13 dwelling units per acre. The Neighborhood Edge sub-district portion of the subject property could be developed at a density of 4 dwelling units per acre. The Neighborhood Center sub-district portion of the subject property could be developed at a density between 8 and 19 dwelling units per acre. A small portion of the site is within the Commons – Village Green sub-district providing parks, common areas and open space.
12. The requested zoning of B2-1 permits single purpose residential development on a minimum parcel area of 3,000 square feet, and a minimum parcel area per unit of 1,000 square feet. The B2-1 zoning district permits all residential building types including detached house, two-unit house and multi-dwelling, along with some commercial uses. The residential density permitted by the B2-1 zoning district is 43 dwelling units per acre.
13. There are no required setbacks in a B2-1 zoning district unless the site abuts a residential R-zoned district on the same street. In such cases, the B2-1 zoned parcel must match the actual front or street side setback of the building that exists on the abutting R-zoned parcel, up to the maximum distance of the required setback for the abutting R-zoned parcel. There are very limited instances where the subject parcels, if rezoned, would need to meet abutting residential setbacks.
14. The maximum building height limit permitted by the B2-1 zoning district is 40 feet.

15. Any new development on the subject properties will be required to meet all applicable portions of Title 12 & Title 20, as required by the Missoula Municipal Code.

Transportation

16. The subject parcels are vacant, and there is no existing infrastructure.
17. Mullan Road, to the south, is classified as a minor arterial. Flynn Lane to the west is currently classified as a major collector road. Once Mary Jane Blvd. is constructed between Mullan Road and W. Broadway, Flynn Lane will revert to a local road classification.
18. New development on these parcels will be required to connect to the existing road network in the Hellgate Meadows and Pleasant View Homes Subdivisions.
19. The subject parcels will petition into the Missoula Urban Transportation District. The closest access point to Mountain Line's Route 11 is within one tenth of a mile east of the subject properties, running along Connery Way.
20. There is an existing sidewalk network in the adjacent Hellgate Meadows and Pleasant View Homes Subdivisions. New development on the subject parcels will require connections to these existing sidewalks.
21. New development on the subject properties will be required to meet all applicable portions of Title 12 & Title 20, as required by the Missoula Municipal Code, including installation of sidewalks and bicycle lanes.

Rezoning Conclusions of Law:

1. Whether the zoning is made in accordance with a growth policy:

1. The applicable regional plan is the *Our Missoula: City Growth Policy 2035*. If the City Council approves the Targeted Growth Policy Amendment, this rezoning complies with the Growth Policy's recommended land use designation of Neighborhood Mixed Use, described as a mix of neighborhood-serving commercial uses and high residential density.

2a. Whether the zoning is designed to facilitate the adequate provision of transportation, water, sewerage, schools, parks, and other public requirements:

2b. Whether the zoning considers the effect on motorized and non-motorized transportation systems:

1. The rezoning facilitates the adequate provision of public services, including transportation, water, schools, parks, and other public requirements. When developed, the parcels will be served by City water and sewer. They are less than one mile from Hellgate Elementary school, with its playing fields and playgrounds. Transportation infrastructure does not exist within these parcels. Transportation facilities will be required with development on the parcels.
2. The rezoning gives reasonable consideration to the effect on motorized and non-motorized transportation systems. The property is within one mile of bus Route 11, and upon development will petition into Missoula Urban Transportation District. Transportation facilities will be installed with development on the parcels.

3. Whether the zoning considers the promotion of compatible urban growth:

1. The rezoning reflects compatible urban growth because it permits residential development in an area that is primarily residential. It will also permit limited commercial activity, allowing residents to access services without the need to rely on automobile travel.
2. The rezoning promotes compatible urban growth by implementing City Growth Policy goals such as increasing density, mixing residential and commercial uses, and promoting efficient land use.

4a. Whether the zoning is designed to promote public health, public safety, and the general welfare;

4b. Whether the zoning is designed to secure safety from fire and other dangers;

4c. Whether the zoning considers the reasonable provision of adequate light and air;

4d. Whether the zoning conserves the value of buildings and encourages the most appropriate use of land throughout the jurisdictional area;

1. Emergency services are available to the site. Fire and law enforcement are available to address potential problems of noise, property damage, or personal injury. The site is within proximity to Missoula hospitals.
2. The rezoning promotes the general welfare through the provision of more housing, designed to attract a mix of income levels and household sizes.
3. This rezoning will not adversely impact the provision of adequate light and air as all future development will be required to meet internal and external building separation standards.
4. This rezoning encourages an appropriate use of the land by complying with City Growth Policy goals and objectives, and adopting a zoning designation that aligns with the land use recommendation.

5. Whether the zoning considers the character of the district and its peculiar suitability for particular uses;

1. The rezoning is suitable for the subject property and gives reasonable consideration to the character of the district. Some limited commercial development here is similar to that permitted in the adjacent Hellgate Meadows Subdivision, as is further residential development.

V. AGENCY COMMENT

MISSOULA VALLEY –

WATER QUALITY DISTRICT:

No comment received.

HEALTH DEPARTMENT –

AIR QUALITY DIVISION:

The Air Program at the Missoula City-County Health Department supports the proposed city growth policy amendment and rezone request. This type of development with increased density and nearby services will reduce the driving distances required for the people who live here with will help Missoula's air quality as the population in the valley continues to grow. - Benjamin Schmidt

HEALTH DEPARTMENT –

ENVIRONMENTAL HEALTH:

No comment received.

MISSOULA COUNTY –

EMERGENCY MANAGEMENT:

OEM has no comment. - Adriane Beck

MISSOULA URBAN

TRANSPORTATION DISTRICT:

No concerns. – Dan Stone

CITY PARKS & RECREATION:

No comment received.

OFFICE OF HOUSING &

COMMUNITY DEVELOPMENT:

No comment received.

CITY ATTORNEY:

No comment received.

MISSOULA REDEVELOPMENT

No comment received.

AGENCY:

CITY POLICE:

No comment received.

CITY FIRE:

No comment received.

STORMWATER:

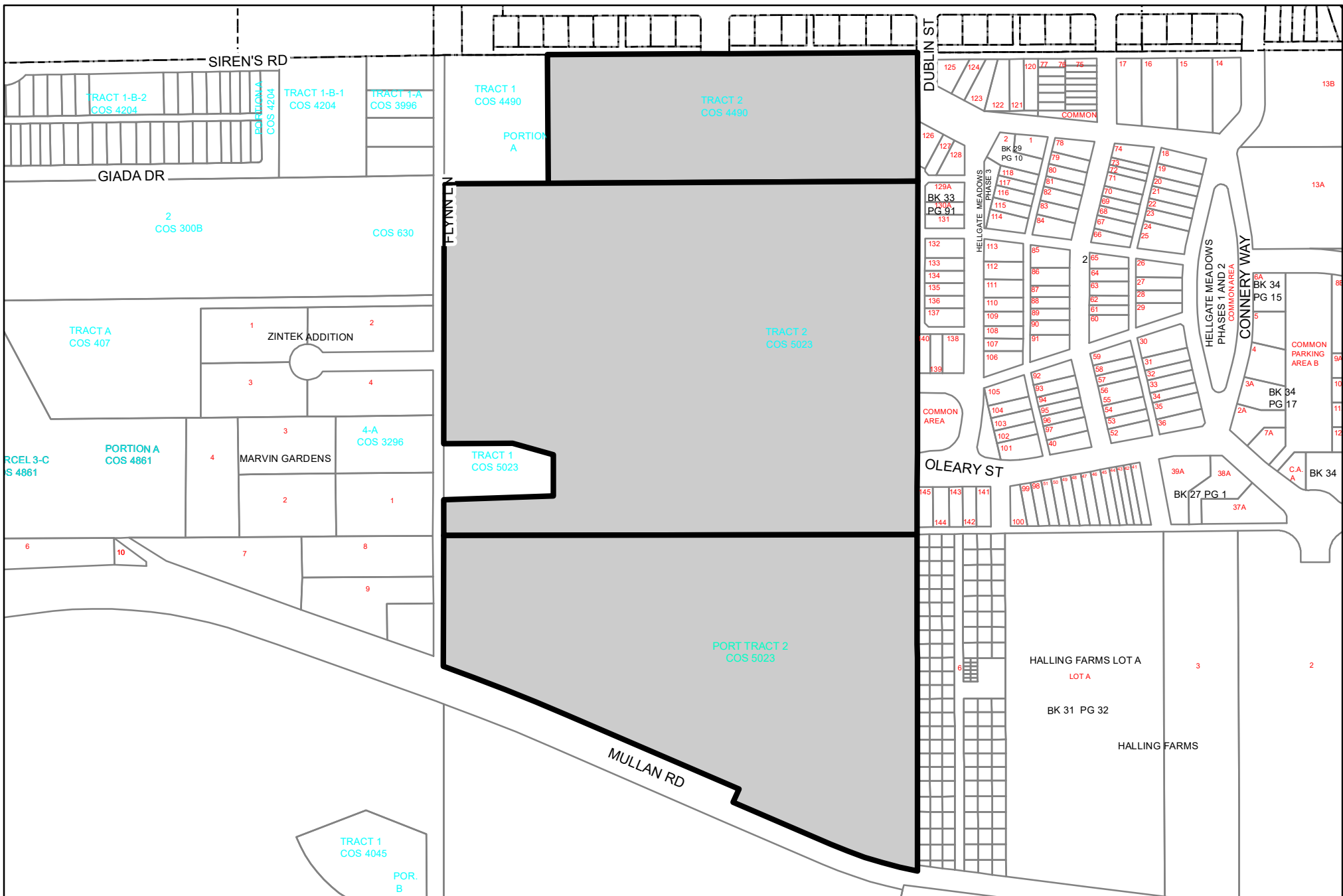
No comment. – Bob Hayes

MISSOULA WATER:

[No] immediate concerns about the rezone and growth policy amendment. At some later date, we will need to see lots of details regarding domestic and fire flow demands, main sizes and routing, etc. but I believe the system should have adequate capacity to accommodate the developments that will results from these modifications. – Logan McInnis

VI. ATTACHMENTS:


1. Exhibit A




RE-ZONING EXHIBIT

All Located in Section 18 Township 13N Range 19W

Legend

 Subject Property

 Property Lines

Page 426 of 430



RESOLUTION NUMBER _____

A RESOLUTION OF INTENTION TO ADOPT THE AMENDMENT TO THE “OUR MISSOULA 2035 CITY GROWTH POLICY” LAND USE DESIGNATION MAP FROM RESIDENTIAL MEDIUM TO NEIGHBORHOOD MIXED USE FOR PROPERTY LEGALLY DESCRIBED AS FOLLOWS AND SHOWN IN EXHIBIT A:

Parcel 1: Tract 2 of COS 4490; and Parcel 2 and 3, portion of Tract 2 of COS 5023 less and excepting Hellgate Meadows Subdivision, all in Section 18, Township 13 North, Range 19 West, P.M.M.

WHEREAS, the Our Missoula: City Growth Policy 2035 serves as the official public document to guide current and future growth and development as it relates to land uses, population, housing needs, economic conditions, local services, public facilities, natural resources and gravel resources; and

WHEREAS, the governing body must be guided by and give consideration to the general policy and pattern of development set out in this growth policy in decisions pertaining to public facilities, public ways, public places, public structures, public utilities and zoning ordinances as described in MCA 76-1-605; and

WHEREAS, MCA 76-1-604 authorizes the City Council to adopt or revise a growth policy, or any of its parts; and

WHEREAS, the Our Missoula: City Growth Policy 2035 amendment was reviewed by the City of Missoula Development Services to meet state law requirements; and

WHEREAS, the Our Missoula 2035 City Growth Policy Future Land Use Designation Map amendment was proposed by WGM Group on behalf of property owners Flynn Family Limited Partnership, HEH LLC, and Resource Research Ltd.; and

WHEREAS, prior to submission of the proposed Our Missoula 2035 Growth Policy Future Land Use Designation Map amendments, the public notice of the time and location of the public hearing before the City-County Planning Board and the Missoula City Council appeared in the Missoulain, a newspaper of general circulation in the area, on August 18 and August 25, 2019, a notice was posted on-site, and letters were sent to adjoining property owners; and

WHEREAS, the Our Missoula 2035 City Growth Policy Future Land Use Designation Map amendment, was reviewed by the Missoula City-County Planning Board at one public hearing on September 3, 2019; and

NOW, THEREFORE, BE IT RESOLVED that the Missoula City Council hereby adopts this Resolution of Intent to adopt the amendment to the Our Missoula: City Growth Policy 2035 Future Land Use Designation Map, from Residential Medium to Neighborhood Mixed Use for the property legally described above and shown in Exhibit A and hereby sets a public hearing for September 16, 2019.

PASSED this ____ day of _____, 2019.

ATTEST:

APPROVED:

/s/
Martha L. Rehbein, CMC
City Clerk
(SEAL)

/s/
John Engen
Mayor

ORDINANCE NUMBER _____

An ordinance to rezone property legally described as Parcel 1: Tract 2 of COS 4490; and Parcel 2 and 3, portion of Tract 2 of COS 5023 less and excepting Hellgate Meadows Subdivision, all in Section 18, Township 13 North, Range 19 West, P.M.M., containing 57.5 acres more or less, from Hellgate Special District Neighborhood General, Neighborhood Edge, Neighborhood Center, and Commons Village Green to B2-1 Community Business.

Be it ordained by the City Council of the City of Missoula:

That the above described property is hereby withdrawn from the Hellgate Special District Neighborhood General, Neighborhood Edge, Neighborhood Center, and Commons Village Green zoning classifications and replaced with the classification of B2-1 Community Business.

Severability. If any section, subsection, sentence, clause, phrase or word of this ordinance is for any reason held to be invalid or unconstitutional, such decision shall not affect the validity of the remaining portions of this ordinance. The council hereby declares that it would have passed this ordinance and each section, subsection, sentence, clause, phrase and words thereof, irrespective of the fact that any one or more sections, subsections, sentences, clauses, phrases or words have been declared invalid or unconstitutional, and if for any reason this ordinance should be declared invalid or unconstitutional, then the remaining ordinance provisions will be in full force and effect.

First reading and preliminary adoption on the 19th day of August, 2019 by a vote of ___ ayes; ___ nays; ___ abstentions; and ___ absent.

Second and final reading and adoption on the 16th day of September, 2019 by a vote of ___ ayes; ___ nays; ___ abstentions; and ___ absent.

ATTEST:

APPROVED:

Martha L. Rehbein
City Clerk

John Engen
Mayor

(SEAL)



City of Missoula, Montana
Item to be Referred to City Council Committee

Committee: Public Safety and Health

Item: Shriners Hospital Informational Presentation

Date: August 21, 2019

Sponsor(s): Gwen Jones;#491;#Julie Merritt

Prepared by: Gwen Jones

Ward(s) Affected:

<input type="checkbox"/> Ward 1	<input type="checkbox"/> Ward 4
<input type="checkbox"/> Ward 2	<input type="checkbox"/> Ward 5
<input type="checkbox"/> Ward 3	<input type="checkbox"/> Ward 6
<input checked="" type="checkbox"/> All Wards	<input type="checkbox"/> N/A

Action Required:

No Action required. Council will receive an informational presentation from Kristin Monasmith regarding how the Spokane Shriners Hospital can be a resource for families.

Recommended Motion(s):

I move the City Council: No Motion.

Timeline:

Referral to committee:	July 11, 2019
Committee discussion:	August 21, 2019
Council action (or sets hearing):	N/A
Public Hearing:	N/A
Deadline:	N/A

Background and Alternatives Explored: N/A

Financial Implications: N/A

Links to external websites:

<https://www.shrinershospitalsforchildren.org/spokane>



City of Missoula, Montana
Item to be Referred to City Council Committee

Committee: Public Works

Item: Ordinance repealing Title 10, Chapter 10.48, Section 10.48.060 Missoula Municipal Code entitled "Vehicle size and weight regulations—On 23rd Avenue

Date: August 15, 2019

Sponsor(s): Marty Rehbein

Prepared by: same

Ward(s) Affected:

- | | |
|------------------------------------|--|
| <input type="checkbox"/> Ward 1 | <input type="checkbox"/> Ward 4 |
| <input type="checkbox"/> Ward 2 | <input checked="" type="checkbox"/> Ward 5 |
| <input type="checkbox"/> Ward 3 | <input type="checkbox"/> Ward 6 |
| <input type="checkbox"/> All Wards | <input type="checkbox"/> N/A |

Action Required:

Conduct public hearing and consider ordinance

Timeline and Recommended Motions:

Referral to committee: August 19, 2019

Committee discussion: August 21, 2019

Council sets public hearing: August 26, 2019

Recommended motion: [First reading and preliminary adoption] Set a public hearing on September 9, 2019, on an ordinance repealing Title 10, Chapter 10.48, Section 10.48.060 Missoula Municipal Code entitled "Vehicle size and weight regulations—On 23rd Avenue—Penalty because the regulations regarding vehicle weights on 23rd Avenue are covered in other laws and the provision is outdated.

Public Hearing: September 9, 2019

Recommended motion: [Second and final reading] Adopt/Deny an ordinance repealing Title 10, Chapter 10.48, Section 10.48.060 Missoula Municipal Code entitled "Vehicle size and weight regulations—On 23rd Avenue—Penalty because the regulations regarding vehicle weights on 23rd Avenue are covered in other laws and the provision is outdated

Deadline: n/a

Background and Alternatives Explored:

During a council meeting a member of the public observed there was an odd provision relating to trucks on 23rd Avenue in Municipal Code. This provision is outdated and is covered by other city laws relating to designated truck routes.

Financial Implications:

n/a